

JANUARY

Reg. U.S. Pat. Off.

20 Cents

D

*Div. T. P. Prod. Dec 24 '19*

853843

# Popular Science

*Founded* MONTHLY 1872

300  
Pictures

*1-6  
V. 94  
Jan - Dec  
1919*

*43*



Leviathan of Sea and Air  
See Page 61

*J. S. T. O. B. A. M.*

*Lyon & Healy*  
OWN MAKE BAND INSTRUMENTS

# War's Stirring Tunes

Interpreted by the only instruments worthy of martial airs, the resonant silver and brass of the band, are best played on Lyon & Healy band instruments, favored through three wars and fifty intervening years—used today in our Army and Navy.

## Learn to Play "Fighting Music"—

whether you are in service or not. It's a wonderful source of pleasure and profit, for you can turn spare time into money. Musicians are always in demand. And you can soon master your favorite musical instrument. The most popular men in the service are those who can play.

In many cases this ability means increased pay, too.

## Lyon & Healy Own Make Band Instruments *Set a New Standard of Excellence*

The finish and general workmanship are the finest that can be produced by the most advanced American methods, and the material is the best that money can procure. These instruments possess flexibility, power, and timbre in an unusual degree. In smoothness of scale, ease of blowing, and facility of playing in the extreme high and low registers they have no rivals.

The Lyon & Healy unlimited guarantee against all defects of material and workmanship covers the entire life of the instrument. A thorough trial allowed. Mail coupon.

*Yankee troops, with their band, parading through Masevaux, in re-captured Alsace*

*Sold by Leading Dealers Everywhere*

## Lyon & Healy

EVERYTHING KNOWN IN MUSIC  
52-83 Jackson Boulevard  
CHICAGO, U. S. A.

### SEND COUPON FOR FREE CATALOGS

LYON & HEALY, 52-83 Jackson Blvd., Chicago

Please send me complete information and illustrated literature on instruments I have indicated with a cross (X). If I later decide to buy, I am willing to invest, in all, about \$-----

Name -----

St. No. -----

City & State -----

*Write name of any other instrument in space to right*

- Own Make Band Insts.
- Popular Price Band Insts.
- Rare Old Violin
- Saxophone
- Mandolin
- Guitar
- Piano

For the boys  
in the service



# A Victrola for Christmas



Victrola VI  
Mahogany or oak

*Its priceless service in home and camp!*

Measured by every standard, could any gift be more *valuable*, more concretely *useful*, as well as more delightfully entertaining than the Victrola?

Second only to the actual physical needs of the body is the imperative hunger of mind and spirit for their essential "foods"—music, literature, inspiration, education, comfort, and laughter. The Victrola is their tireless servant, bringing to them at any place, any time, the greatest art and entertainment of the whole world.

Victrolas by the tens of thousands are in daily use by our military forces on land and sea. In more than 25,000 public schools the Victrola is helping to build Young America into a better citizenship. The Victrola has taught French to our soldiers, wireless to our sailors and aviators. In millions of homes the Victrola is educating, refining, uplifting our mighty democracy.

Send the Victrola to the boys in camp to cheer and inspire them! Place it in the home for the benefit and pleasure of old and young alike! Give it for its *value*, its *usefulness*, its *service*, as well as for its unlimited, wholesome pleasure!

There are Victors and Victrolas in great variety from \$12 to \$950.

Any Victor dealer will gladly demonstrate the Victrola and play any music you wish to hear.

Victor Talking Machine Co., Camden, N. J., U. S. A.



Victrola XVII  
Mahogany or oak

# Victrola

*One of America's  
great contributions  
to the advancement  
of mankind*

**Important Notice.** Victor Records and Victor Machines are scientifically coordinated and synchronized in the processes of manufacture, and their use, one with the other, is absolutely essential to a perfect reproduction.

**New Victor Records demonstrated at all dealers on the 1st of each month**

"Victrola" is the registered Trademark of the Victor Talking Machine Company designating the products of this Company only.

For the folks  
at home



"THE WOOD THAT ALL ITS USERS PRIZE,  
THE WISE INVESTOR SAFELY BUYS."

# A WORD

as to the

## Reasons and Purposes

behind the

# Cypress Pocket Library

Everybody likes to build, but nobody likes "repair jobs."

Repair jobs inevitably represent *an additional investment without any addition to value.*

That point is worth digesting.

When you build, whatever you build, you like to build "for keeps."

Some people change their minds about styles, in building the same as in wearables; our tastes develop and result in changes in our wants; but nobody changes his or her mind as to wishing to get the greatest possible *endurance*, or *wear*, out of the things they buy, and especially is this true of *building* investments.

Yet, singularly enough, so many people know so little about *woods* and their relative values and special utilities; so many people think that "lumber is lumber" and never attempt to *specify* the *KIND* of wood they wish used; so many people believe that repair bills are "necessary evils," that we believe we shall be able to render a real public service by continuing the publication of THE CYPRESS POCKET LIBRARY, convenient in size, authoritative in character, of *probable* value as a technical guide, and careful and scrupulous in its every statement or inference.

We have not, and do not, by any means, recommend the use of Cypress without discrimination; Cypress is not the best wood for *every* use; but where it IS appropriate it is so *emphatically* (and demonstrably) the *one best wood* that the *many* should know about it instead of the comparatively few who formerly profited by their special knowledge.

WRITE FOR VOLUME I, with full text of U. S. Government Report on Cypress, and containing complete list of all the 43 volumes in the library. Then write us for the volumes that will best serve you.


It may be of interest that many of the volumes of The Cypress Pocket Library have become established as standard works of reference—text-books—in a number of eminent educational institutions and Governmental Departments. This is a gratifying tribute to the broad and helpful spirit in which these booklets have been produced, and more than justifies the theories behind the original *pioneer* idea of such a Library for Lumber USERS.

Let our "ALL-ROUND HELPS DEPARTMENT" help YOU. Our entire resources are at your service with Reliable Counsel

**SOUTHERN CYPRESS MANUFACTURERS' ASSOCIATION**

1249 Hibernia Bank Building, New Orleans, Louisiana,  
or 1249 Heard National Bank Building, Jacksonville, Florida

INSIST ON TRADE-MARKED CYPRESS AT YOUR LOCAL LUMBER DEALER'S  
IF HE HASN'T IT, LET US KNOW IMMEDIATELY



JAN. 1919  
Volume 94-No. 1

## CONTENTS

Copyright, 1918, by the Modern Publishing Company.

POPULAR SCIENCE MONTHLY is issued monthly. Yearly subscription in the United States, \$2.00. Canada, \$2.50. Foreign, \$3.00. Single copy, 20 cents.

POPULAR SCIENCE MONTHLY may be had at all newsstands in the United States and Canada; also from the International News Company, London, and at Brentano's, Paris.

Advertising rates on application. Forms close the twentieth of the second month preceding date of publication. Entered as second class matter Dec. 28, 1915, at the Post Office at New York under the act of March 3, 1879. Entered as second class matter at Post Office Department, Canada.

The contents of this magazine are copyrighted and must not be reprinted without permission. H. J. Fisher, President; R. C. Wilson, Vice-President; O. B. Capen, Secretary and Treasurer.

Modern Publishing Company  
225 West Thirty-ninth St. New York City

### AERONAUTICS

	Page
What Four Years Have Done for Flying.....	23
Making Crippled Planes Fit Again.....	29
An Electro-Magnetic Catapult to Give Airplanes a Good Start.....	54
How Aviators Get Oxygen at High Altitudes....	60
Real Flying Dutchmen.....	61
Exit the Zeppelin Airship—Enter the Zeppelin Flier.....	74

### INDUSTRIAL PROGRESS

A Little Ingot of Steel Weighing 320,000 Pounds	15
An Aid to School-Teachers.....	16
An Envelope-Ejector for the Addressograph....	17
A Hillside Cellar.....	17
Transporting Huge Marine Boilers by Rail....	33
Turning Weeds into Sheep.....	34
Youthful Aristocracy.....	34
Motion Pictures Anywhere.....	34
Danger!.....	35
Make Your Own Christmas Tree.....	38
Voice-Tubes for the Ship's Gunners.....	42
Press the Button—See the Show.....	43
A Cafeteria for Pigs.....	53
Playing Jackstraws with Bales of Cotton.....	60
Righting the Capsized "St. Paul".....	64
Knock-Down Snow-Sheds to Protect Miles of Track.....	66
Making the Radiator Easy to Look At.....	68
Don't Waste Waste.....	73
A Furnace that Regulates Itself.....	76
A Novel Anti-Freeze Pipe.....	76
Japan Rubs Out "Made in Germany" Mark....	80
A Measuring-Wheel to Compute Advertising Space.....	80

### MEDICINE, SURGERY, AND HYGIENE

Extracting Rheumatism through the Skin.....	42
Mosquitoes Drove Them to It.....	53

### MOTOR VEHICLES AND THEIR ACCESSORIES

For the Driver in the Car Behind.....	26
Picking the Longest-Winded Auto Horn.....	26
New Danger Sign.....	26

**Popular  
Science  
MONTHLY**

225 W. 39 Street  
New York City

### CONTENTS

	Page
Motor-Trucks Used on Railroad.....	26
An Automobile Top Operated by the Engine....	27
Seal the Gasoline-Tank.....	27
Roadster, Touring Car, and Truck.....	27
Ingenious Coal-Gas Motor-Tank.....	27
A Dustless Carburetor.....	27
Now They Motor to the Round-Up.....	52
How to Control the Temperature of Air-Cooled Engines.....	58
How Yankee Ingenuity Built Roads in Devastated France.....	58
A Ferry Driven by the Automobile It Carries....	59
Removing One of the Winter Worries of Car-Owners.....	59

### NATURAL SCIENCE

Burbank Steps Forward with a Super-Wheat... ..	22
New Stars—What Are They?.....	31
Making Your Canary Feel at Home.....	46
Oriental Monsters.....	52
Stars.....	77

### PICTURE PAGES

Yes, Santa Got Safely through the War Zone... ..	20-21
Making a Newspaper for Sightless Readers... ..	24-25
Presenting the Bill to Bill.....	36
The Pigeons' Flying Corps.....	37
Before You Tried It on Your Piano.....	44
Cold? Press the Button.....	45
Some New Answers to Automotive Problems... ..	48-49
All Sorts of Johnnies Will Come Marching Home	56
While the Armistice Is On.....	57
Do It with Tools and Machines.....	62
Making Things Easier for the Housekeeper.....	63

### SHIPS AND SHIPBUILDING

Will This Invention Increase the Ship Propeller's Efficiency?.....	15
These Life-Boats May Be Launched from Either Side of the Ship.....	73

### SPORTS AND PASTIMES

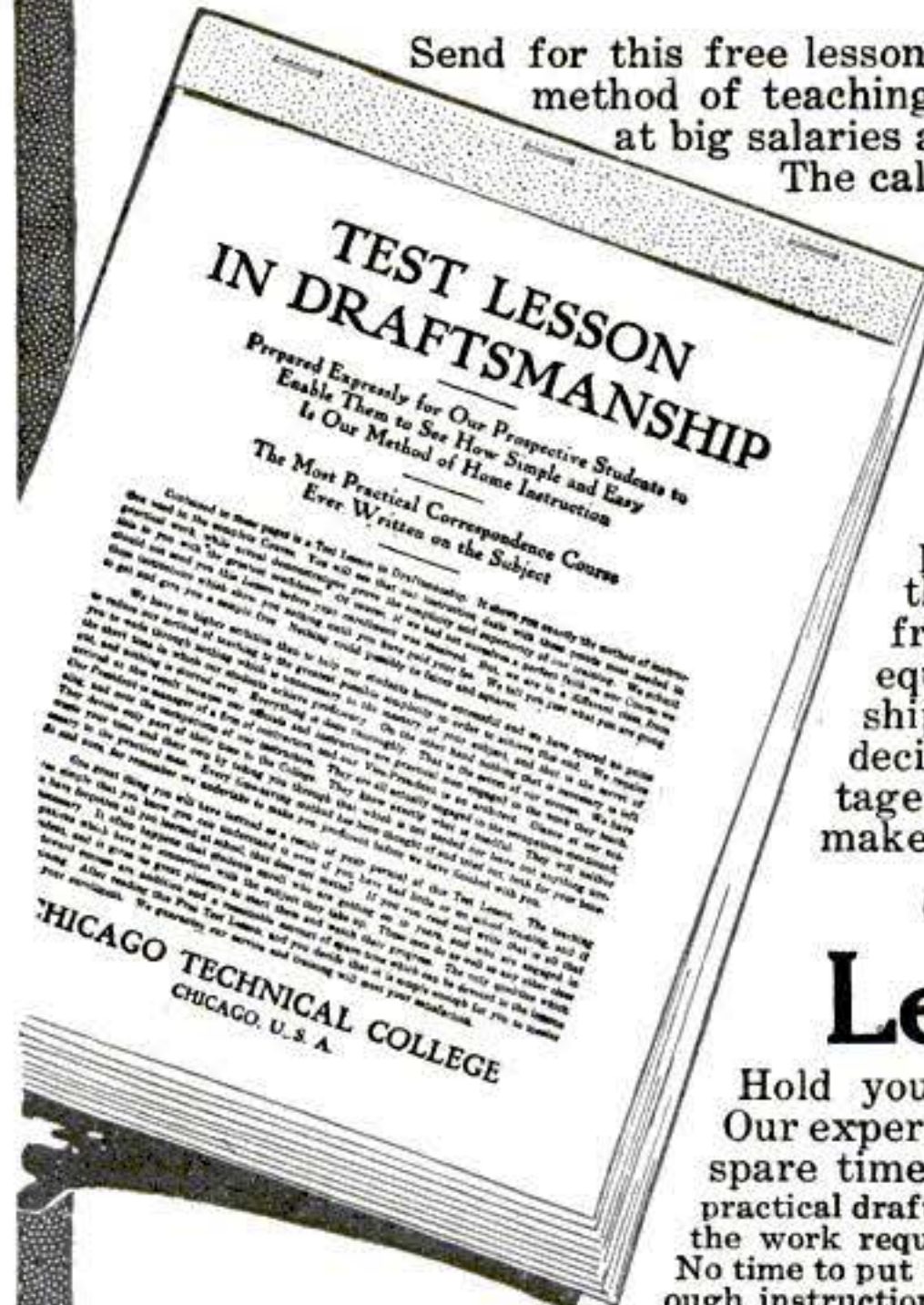
Great Guns!.....	52
Putting the Motorcycle on Skates.....	55

### WAR MECHANICS

"Dry Shooting" for Airplane Gunners.....	13
How the Modern Grenadier Is Armed.....	14
Will That Shell Hit the Mark? It Depends on the Wind.....	15
A Night's Offering to Kultur.....	16
Thumbs Down on the Pay-Roll.....	17
They Brave Death for a Picture.....	18
Soldiers of the Saving Line.....	28
It Nipped Its Way through Wire Entanglements	30
How Are the Mighty Fallen.....	30
Those Wash-Days in Flanders.....	34
When Paris Envied Pittsburgh.....	35
When Huns Still Flew.....	35
They're Ready for a Siberian Winter.....	38
The Community House for Soldiers.....	47
Hello, Central! Give Me Berlin.....	51
Removing the German Germs.....	52
Not at Home to the Enemy.....	53
That Betraying Column of Smoke—Force It Down.....	54
Making Periscopes Invisible.....	73

# FREE TEST LESSON

## Draftsmanship



Send for this free lesson which explains the Chicago "Tech" method of teaching Draftsmanship by mail. Positions at big salaries are now waiting for competent men.

The call of men to the war has left vacancies everywhere. Even draftsmen of limited training and experience are snapped up and paid good salaries. If you are dissatisfied with your opportunities, learn Draftsmanship. Chicago "Tech" will train you in the most practical way in the shortest time. Mail the coupon today and let us tell you about the Chicago "Tech" method. This free lesson will show you how well equipped you are to follow Draftsmanship. Enroll in the course only if you decide that you can take it up to advantage. No cost, no obligation on you to make this investigation.


### Come to the College or Learn At Home

Hold your present position while training. Our experts will instruct you by mail. Only your spare time is required. You are directly under practical draftsmen and engineers. You are taught exactly the work required in the drafting rooms of big concerns. No time to put in on unnecessary studies. This means thorough instruction and early graduation.

### \$25 to \$100 a Week

Draftsmen earn good salaries in normal times. They command extra high salaries now—and the tremendous work to be done after the war will bring a permanent and intensive demand for good men. Make your spare time count now for a higher salary and a better position.

### FREE Instruments



Every student of the Chicago "Tech" Course in Draftsmanship receives this set of instruments, or a cash credit in case he already has a set. These instruments are of the same make and sizes as used by high salaried experts in drafting rooms of factories, shops, railroads, etc. You use them while learning—then take them right into your practical work.

### Easy Payments

The fees for Chicago "Tech" Courses are very moderate—and you can pay on easy terms. And also—you obtain in a few months what it would take several years to acquire by ordinary methods. You can get an early start. You are soon ready to take a paying position and to quickly get back the cost of your course.

### Send the Coupon

The sooner you are prepared the sooner you will be holding a job that pays a large salary and opens the way to advancement. Many executives, general managers and superintendents began as draftsmen. Other institutions ask you to pay first—and then to find out later how well qualified you are for this profession. We send the free lesson first and place you under no obligation at all. Discover your qualifications before you pay anything. The coupon will bring the Test Lesson, free. Also information about the profession of Draftsmanship and detailed facts about Chicago "Tech" methods, the fees, terms, etc. Mark with X the branch you are interested in—or if in doubt about which course to take, write a letter stating facts about yourself and asking our advice which will be freely given. Mail either the coupon or the letter today.

### Chicago Technical College, 131 Chicago "Tech" Building, Chicago

Without obligation to me, please send me your FREE Test Lesson and other interesting literature covering the subject indicated below.

- Mark X opposite work in which you are specially interested.
- Architectural Drafting
  - Sheet Metal Drafting
  - Estimating
  - Machine Drafting
  - Builders' Course
  - Surveying
  - Electrical Drafting
  - Plan Reading—Builders
  - Map Drafting
  - Structural Drafting
  - Plan Reading—Shop Men
  - Autos and Gas Engines

Name.....

Address.....

City.....State.....

College or Home Study? State which.....

### Auto and Gas Engine Course

All about automobile mechanism—its construction, operation and REPAIR—taught by mail. You train directly under the Chicago "Tech" automobile experts. Splendid opportunities open now.

### Learn All This In Spare Time

**Principles of the Automobile.** Every point made clear about the basic principles of propulsion, power, transmission systems, etc., etc.

**Gasoline Engines.** All about the different types. A complete course in gas engine construction, operation and repair.

**Power Plants and Transmissions.** Application of power, by 4-6-8-12 cylinder engines. Types of clutches. Gears, Drives, Axles, etc.

**Carburetors and Fuel Supply Systems.** All methods demonstrated. Fuel values. How to test. Gasoline and air mixtures. Regulation, etc., etc., etc.

**Lubrication and Cooling.** All about oils and how to test them. Splash and circulating systems. Operation in different cars explained. Diagrams, etc., etc., etc.

**Batteries.** Electrical principles explained. Instructive diagrams of wiring and connections, etc., etc.

**Magneto Ignition.** Principles and operation of various types and systems with diagrams. Generation of current. Field, armature, high and low tension, all explained. Complete in every point.

**Starting and Lighting Systems.** All modern methods. Starters—spark, mechanical, air, acetelyne, electric, battery—shown in detail with diagrams and full explanations. Charging. Motor and generator adjustments, etc., etc.

### Know How to Fix Troubles


Most complete instruction in auto repair work. Equips you for high pay or to start a business. Big demand for trained repair men.

### WRITE

Send the coupon and get catalog and all information now.

CONTENTS—Continued

# Learn Auto and Tractor Business



**R**EGARDLESS of your age or classification, or whether you are in the draft at all, the demand for men in the automobile and tractor business has opened opportunities never before known—out of the Army as well as in the Army.

In civilian life thousands of high pay positions are calling for mechanics—thousands of new garages are needed. Reduction in the building of new cars forces greater use of old cars that must be kept in repair.

## Increased Truck and Tractor Demands

Motor truck hauling to an enormous extent is now supplementing railroad hauling, and more trucks are being put into use every day. They are a war necessity. War needs have more than doubled tractor production. Thousands of tractor mechanics and operators needed at once and this great need for tractor men is daily increasing. Hundreds of thousands of motor mechanics have gone to the Army and more thousands are going. New mechanics must be had for essential employment at home at high pay.

## Learn Here in 6 to 8 Weeks Earn \$100 to \$400 a Month

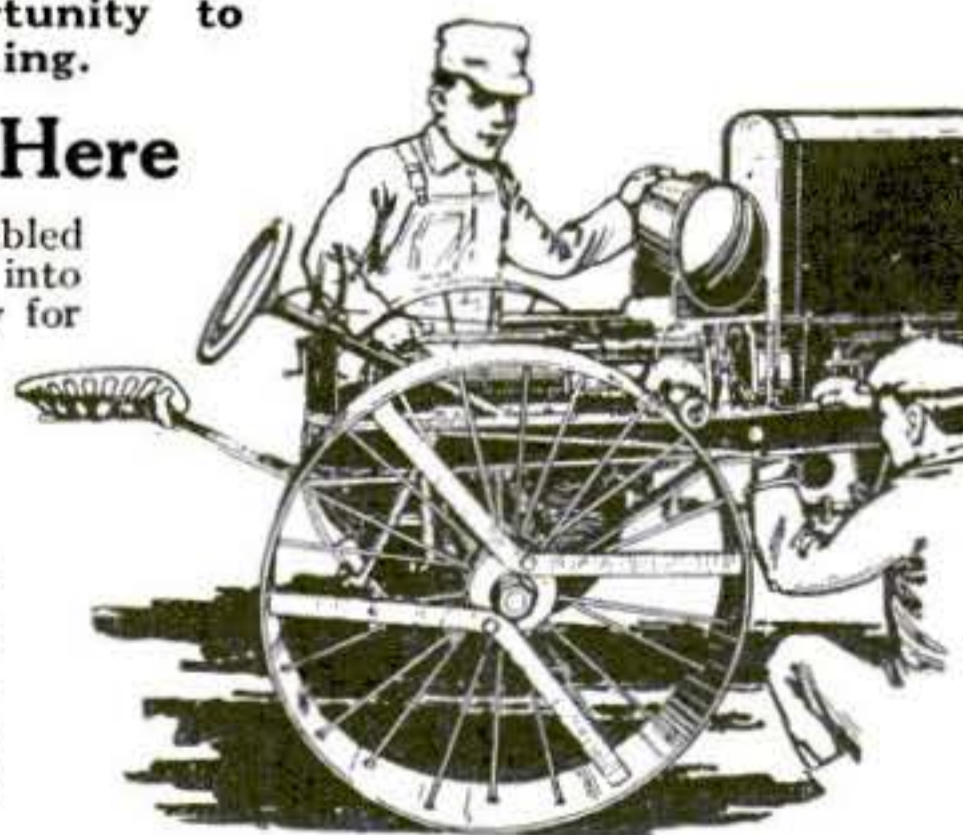
Easy to learn by the Rahe Practical Method. Daily work on real Autos, Motor Trucks, Tractors, Poser Farming Machinery and Gas Engines of all kinds. Acres of floor space, enormous equipment and numerous Master Mechanic Instructors make sure you will get what you came for, whether training for the Army or civilian expert. No books used. No tools or "extras" to buy. Plenty of opportunity to earn part-living expenses while learning.

## If in the Draft Prepare Here

The Rahe Training Certificate has enabled hundreds and hundreds of men to pass into the Motor Transport Divisions of the Army for service behind the lines, and at the higher pay provided for this service. Unused tuition refunded if you are called while in school. Don't fail to learn all about this.

## Special Tuition Rate Now!

Every ambitious man of mechanical inclination, 16 years and over, now has a ready chance to get into high pay, interesting and agreeable employment. Write for particulars.



Write, or Mail  
Coupon Now!

**Rahe Auto &  
Tractor School**

(Oldest and Greatest in the World)

2885 Oak Street  
KANSAS CITY, MISSOURI



Mail this Coupon today, giving age and occupation, for 7-Day Trial Offer. Big Illustrated Catalog and Opportunity Book.....

**FREE**

Name .....

Address .....

Age ..... Occupation .....

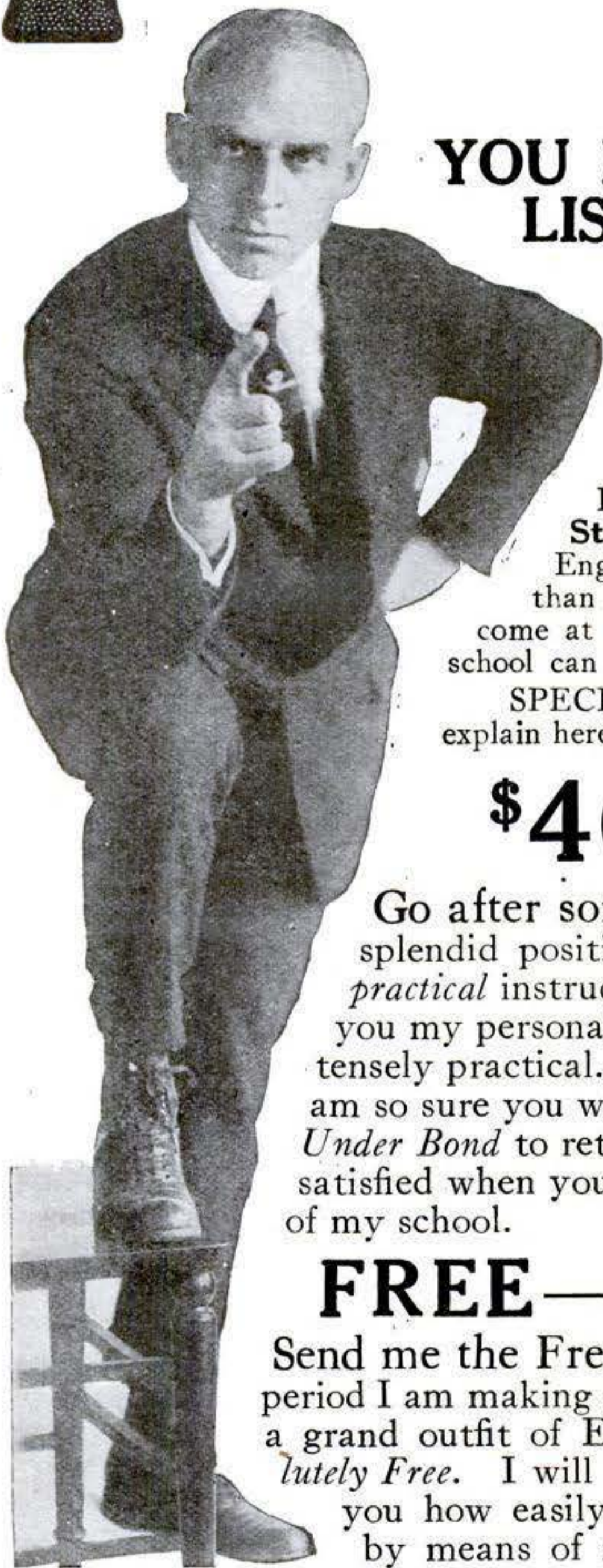
MISCELLANY

	Page
Back-Yard Coal Mines.....	16
Chicago's Memorial Arch to Her Dead Heroes.....	16
To Get a Realistic Snow Effect.....	16
Bolstering a Broken Tree-Top.....	17
Germany's War on Pottery.....	17
Going Motoring for Gold.....	22
A One-Man Hand-Powered Tank.....	30
How Did It Get Here?.....	34
"Here's Where We Licked Them".....	34
A Rival to Houdini.....	35
It Was Caught Before It Fell.....	35
Nitrogen in War and in Peace.....	39
How the Cipher Expert Works.....	50
Wayside Jewels.....	52
Here's Another Record-Breaker.....	53
How to Keep a War Map.....	54
Ice Gorges in the Mississippi River.....	55
Nature Supplied the Material.....	66
Minds as Sharp as Bayonets.....	67
You Can't Get Coal? Heat Your House with Kerosene.....	68
Save the Nation's Energy—Fuel.....	69
Hot Water from the Camp-Stove.....	76

PRACTICAL WORKERS

A Dictaphone Made from an Old Phonograph.....	82
Holding One End of a Mower Cutter While Grinding.....	83
A New Sign-Post Made of Metal Tubes.....	83
Cleaning Grease-Filled Surfaces on Emery-Wheels.....	83
Electroscope for Detecting Small Electric Discharges.....	84
How to Make a Malleable Nickel Alloy.....	86
Centering Round Stock with a Vise and Scriber.....	86
Sights for Shooting with a Shot-Gun.....	86
Removable Bag Receptacle for Rubbish-Container.....	86
How to Make a Valve for a Small Steam-Engine.....	87
Removing Dampness and Disinfecting a Cellar.....	87
A Novel Rope-Holding Device.....	87
Our Nation's Flags and Their Meaning.....	88
To Prevent Retarding of the Automobile Spark.....	90
A Drawing Rack and Press for Making Cheese.....	92
A Home-Made Prick Point for the Draftsman.....	92
Chair Made from a Twelve-Inch Board.....	92
Preserving the Luster on Silverware.....	92
A Portable Tool-Board for a Shop or Plant.....	92
Fasten Binding-Post to Carbon Electrodes in Cells.....	92
Running Direct-Current Motors on Alternating Current.....	94
Protecting the Automobile Top from Tearing.....	94
A Switch for an Adjustable Condenser Circuit.....	95
A Home-Made Candle-Stick that Will Not Upset.....	95
Which Was the Last Coin Counted?.....	96
Wireless Messages from Airplanes.....	96
Electrical Devices and How They Work—XIII.....	98
To Cut a House Number in a Board.....	103
To Place an Automobile Horn Out of the Way.....	103
A Baseball Batting-Machine.....	104
Eye-Bolt Made of Sheet Metal.....	105
Grinding Broken Hacksaw Teeth to Prevent Slipping.....	107
Why You Should Use Both Eyes When Shooting.....	107
Weighing Large Articles by Instalments.....	108
A Screw-Driver with Two Triangle Blades.....	108
To Clean Drawings, Prints, and Uncolored Lithographs.....	109
Removing a Pin from a Ford Clutch.....	109
General Rules for Operating a Heating Plant and Stove.....	110
How to Prolong the Life of Flashlight Batteries.....	113
Gutter-Spout Directing Water into Two Trenches.....	113
A New Game—Catapulting.....	114
How to Make a Mat Surface on Aluminum.....	117
A Combined Knife and Gouge for the Woodworker.....	117
Renovating and Restoring Luster on Aluminum.....	118
A Combination Stock Barn Under One Roof.....	118
A Simple Base for a Small Battery Lamp.....	119
Sliding Resistances Made in a Solution with Zinc Plates.....	119
Clips to Carry Policeman's Club on Motorcycle Handle-Bar.....	119
How to Make a Half-Model Battleship.....	120
Index for Fluting Columns on a Shaping-Machine.....	122
How to Construct a Sponge-Box or Bread-Raiser.....	124
Making Vases Out of Electric Light Bulbs.....	124
How to Keep a Miter-Box from Warping.....	125
How to Put Packing in an Automobile Pump.....	126
A Simple Home-Made Magnetograph.....	126
Use Solder to Secure an Iron Pin in Wood.....	127
Oiling the Piston-Pin on Automobile Engines.....	127

# FREE BE A CERTIFICATED ELECTRICIAN



**YOU MEN LISTEN**

The country needs more trained, graduate electricians. Thousands have gone into the Government service and there is such an unusual demand for competent electrical men that I am making a wonderful offer at this time. **HERE IS YOUR OPPORTUNITY!** I want to send you my splendid offer now.

Don't hesitate because of age or experience. Young men, boys and old men must now fill the gaps and keep business going. **DO YOUR PART.** Prepare yourself for a real position, by my **Home Study Course** in *Practical* Electricity. I am Chief Engineer of the Chicago Engineering Works. I have trained thousands of men and can help you better than anybody else. We also have large splendidly-equipped shops where you can come at any time for special instruction without charge. No other correspondence school can give you this.

**SPECIAL OFFER:** Right now I am giving a big valuable surprise that I cannot explain here, to every student who answers this ad. Write today!

## \$46<sup>00</sup> to \$100<sup>00</sup> a Week

Go after some real money. Qualify for one of the thousands of splendid positions open. All you need to start is a few months snappy, *practical* instruction from a competent engineer. Come to me—**NOW.** I'll give you my personal care to ensure rapid and efficient progress. My course is intensely practical. It is highly condensed, simplified, up-to-date and complete. I am so sure you will make a splendid success in this study, that I will *Guarantee Under Bond* to return to you every cent paid for tuition, if you are not entirely satisfied when you receive your Electrician's Certificate granted you as a graduate of my school.

### FREE—Lessons and Outfit—FREE

Send me the Free Outfit Coupon at once. Do it *now!* For a limited period I am making a slashing cut in the cost of tuition, and giving each new student a grand outfit of Electrical Tools, Material and Instruments—in addition—*Absolutely Free.* I will also send you—free and fully prepaid—Proof Lessons to show you how easily you can be trained at home to enter this great profession, by means of my new, revised and original system of mail instruction.

### ACT PROMPTLY

Get the full benefit of this great offer. Send the Coupon or a postal for free information without delay. Do it *now*—before my free offers and guarantee are withdrawn.

CHIEF ENGINEER COOKE

## Chicago Engineering Works

441 Cass Street

DEPT. 31

CHICAGO, ILL.


Use this "Free Outfit" Coupon

CHIEF ENG. COOKE, Dept. 31  
441 Cass St., CHICAGO, ILL.

SIR: Send at once—fully prepaid and entirely free—complete particulars of your great offer for this month.

Name.....

Address.....



# Diamonds in the rough don't sparkle

**W**ITHOUT training you are a diamond in the rough. You can't make the most of your natural ability. Your real value is hidden—always will be until you cut away the rough spots and polish up with practical training. That's all you have to do to put yourself in the position where you want to be—and where you rightly belong. There is no secret to success. It is just a question of mentally equipping yourself with practical training. You have the same chance as the "other fellow"—if you train. What are you going to do?

## Why Not Get a Better Job?

What would it mean to you if your salary was doubled tomorrow? What would \$5.00, \$10.00 or \$20.000 more a week enable you to do? It would mean a whole lot more pleasure in life—a lot more satisfaction, wouldn't it. Then why not get it? You can! It is not impossible or even a hard task. It is simply a matter of fitting yourself for the position and pay you want. Only by train-

ing can you capitalize on your natural ability. If you can get what you are now earning without training, think what you could make with it. You have a lifetime of work ahead of you—so why not put in your time in congenial, profitable work. Thousands of American School Students will tell you it pays to train. Let us send you some proof of what our training has done for others.

## Wonderful Opportunities Await Trained Workers

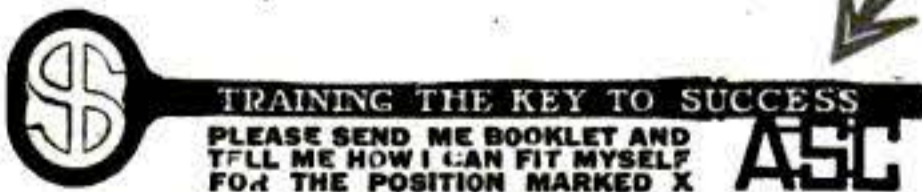
If you are untrained, take a look into the future. Now that the war is won, there is a period of reconstruction coming which will mean unparalleled opportunity for men who can think and act for themselves—trained men. The war-torn countries of Europe must be reconstructed and America must do its

share. America must also catch up with time lost in its own industrial activities. If you want to share in the prosperous times ahead you can do it. Get busy—now—and fit yourself with practical instruction that is guaranteed to satisfy you, and, therefore, guaranteed to make you make good.

## Do Yourself a Favor

Make up your mind today to fit yourself for a more congenial position and bigger pay. You can do this—easy—if you will devote a part of your spare time to study. Keep on earning while you're learning. Check and mail the Coupon for Big Free Bulletin and details of Money-Back Guarantee.

**American School of Correspondence**  
Dept. G-1201  
Chicago, U. S. A.



- |                                |                                  |
|--------------------------------|----------------------------------|
| .....High School Graduate      | .....Lawyer                      |
| .....Electrical Engineer       | .....Business Manager            |
| .....Elec. Light & Power Supt. | .....Certified Public Accountant |
| .....Hydroelectric Engineer    | .....Accountant and Auditor      |
| .....Telephone Engineer        | .....Bookkeeper                  |
| .....Telegraph Engineer        | .....Stenographer                |
| .....Wireless Operator         | .....Fire Insurance Expert       |
| .....Architect                 | .....Sanitary Engineer           |
| .....Building Contractor       | .....Master Plumber              |
| .....Civil Engineer            | .....Heating and Vent. Engineer  |
| .....Structural Engineer       | .....Automobile Engineer         |
| .....Mechanical Engineer       | .....Automobile Repairman        |
| .....Shop Superintendent       | .....Airplane Mechanic           |
| .....Steam Engineer            | .....General Education Course    |
| .....Draftsman and Designer    | .....Common School Branches      |

Name.....  
Address.....



**Be An Artist**

CHECK FROM MAGAZINE

**DRAWN BY 14 YEAR OLD BOY**

The above cartoon was drawn by Master Bob Brennan, of the Washington School of Art. Bob writes that he is selling his work and that he is cartoonist on a small paper in Evansville, Ind. He is but one of our many students and graduates who are making money as cartoonists, illustrators and designers.

**LEARN BY MAIL AT HOME!**

By our new method of teaching drawing by mail you can learn in your own home, in a short time. Get into this fascinating work yourself and earn \$50 to \$100 or more per week! The study is fascinating. Only a few minutes a day! Have your own studio or secure high-salaried position. Or work in spare time. Many students earn while they are learning.

**FREE! BOOK AND ARTISTS' OUTFIT! WRITE TODAY**

A complete outfit free to all students. Includes everything required to produce hundreds of dollars' worth of pictures. Write today. Special terms to a limited number of new students. Mail postal or letter for beautiful Booklet, "How to Become an Artist," filled with drawings and full particulars of our extraordinary offer. Do it now—before you forget.

**WASHINGTON SCHOOL OF ART, Inc.**  
1111 H Street, N. W. Washington, D. C.

**Music Lessons**

UNDER MASTER TEACHERS

**At Home**

**A Complete Conservatory Course By Mail** Wonderful home study music lessons under great American and European teachers. Endorsed by Paderewski. Master teachers guide and coach you. Lessons a marvel of simplicity and completeness.

**Any Instrument or Voice** Write telling us course you are interested in—Piano, Harmony, Voice, Public School Music, Violin, Cornet, Mandolin, Guitar, Banjo, or Reed Organ—and we will send our FREE CATALOG covering all instrumental and vocal courses. Send NOW.

**UNIVERSITY EXTENSION CONSERVATORY**  
5181 Siegel-Myers Bldg. Chicago, Illinois

**Better Your Position**

Prepare for a permanent position now and after the War. Railway Traffic Inspectors are always in line for advancement. No age limit—only common school education required and three months' home study. Mighty good salary and expenses.

A Railway Traffic Inspector safeguards the lives of the public and protects his company's interests—an important position. He's paid to travel and observe. Works for, and only in connection with, railroad officials—that's why he's bound to gain a position of trust.

Hundreds needed right now—thousands later. Study for only three months—we'll arrange for the position. Delay never secured anyone a better position—but action will do it—immediate action. Booklet D8 tells all—write today. Address.

**Standard Business Training Inst.**  
BUFFALO, N. Y.

**COPY THIS SKETCH**

and let's see what you can do with it. Cartoonists and illustrators earn from \$20 to \$125 or more per week. My practical system of personal individual lessons by mail will develop your talent. Fifteen years' successful work for newspapers and magazines qualifies me to teach you. Send sketch of Uncle Sam with 6c in stamps for test lesson plate; also collection of drawings showing possibilities for YOU. State your age.

**The Landon School of Illustrating and Cartooning**  
1451 Schofield Bldg., Cleveland, O.

**Uncle Sam Wants Help**

**Thousands Men—Women, Wanted**

.. Railway Mail Clerk \$1100 to \$2000	.. Customs Positions \$ 840 to \$1500
.. Postoffice Clerk \$1000 to \$1500	.. Internal Revenue \$ 840 to \$1800
.. Postoffice Carrier \$1000 to \$1500	.. Stenographer \$1200 to \$1500
.. Rural Mail Carrier \$634 to \$2160	.. Clerk at Washington \$1100 to \$1500


Name.....  
Address.....

Sign your name and address and send us this coupon immediately. We will immediately send you (1) a full description of the position checked, (2) a list of many U. S. Gov't Jobs now open and directions telling how to get free coaching for the position checked.

**Franklin Institute, Dept. Y111, Rochester, N. Y.**




# Here is Your Chance to Succeed through **ELECTRICITY**



**HAWKINS ELECTRICAL GUIDES** tell you just what you need to know :: ::

Flexible Covers  
Handy Pocket-Size  
10 Volumes  
3500 Pages  
4700 Pictures

**\$1** A Number  
**1** A Month



**YOU** need specialized knowledge today if you are to master electrical forces and command the high salary of an electrical expert. Success in electricity will come through your ability to acquire and use the specialized knowledge of others—knowledge collected and condensed in Hawkins Electrical Guides.

Just think how much these books will help you. In Hawkins Electrical Guides you always have at hand for immediate reference or study, a wonderful work containing 4,700 illustrations and 3,500 pages which cover all the subjects, principles, theories, practices, problems, troubles and ways of doing things electrically. If you are an Engineer, Electrician, Mechanic, Helper or Student, "Hawkins Electrical Guides" are a necessity in your daily work.

The set contains ten helpful and practical volumes—written in clear, concise language—easy to understand—no wasted words—full of up-to-the-minute electrical knowledge which you can apply to the problems that come up.

## **HAWKINS ELECTRICAL GUIDES**

The guides are pocket size. You can carry a volume about with you until you have mastered its contents. The subjects are indexed so that you can find your information instantly, arranged in the form of questions you would ask and the answers an expert would give you. It's like having a famous Electrical authority always at your elbow ready to answer any questions you ask.

The Guides are truly beautiful books with flexible covers, gold title and edges and are well printed in large type on high grade paper. They are a pleasure to study and possess.

### **The Whole Set Shipped To You Free**

Send no money. You must see and examine the Guides before you can realize how valuable they are. It will cost you nothing to look them over. Use them in your work—pick up some information that will increase your earning ability. Decide for yourself that they are the most complete and clearly written electrical books ever published. Every book is complete in itself but the entire set is the best bargain. Accept this unusual offer now—mail the coupon today. If you decide to keep the books you can make settlement at only \$1 per month, until paid for.

**THEO. AUDEL & CO.**  
72 Fifth Ave.  
New York, N.Y.

Please submit me for examination **Hawkins Electrical Guides** (price \$1 each). Ship at once, prepaid, the 10 numbers. If satisfactory I agree to send you \$1 within seven days and to further mail you \$1 each month until paid.

USE PENCIL

Signature .....

Occupation .....

Employed by .....

Residence .....

Reference .....

Pop. Sc. Jan. '19.

Do you want to know the facts about the following electrical subjects? They are all covered in Hawkins Electrical Guides.

- No. 1** Contains 348 pages, 388 illustrations. Electrical signs and symbols—static and current electricity—primary cells—conductors and insulators—resistance and conductivity—magnetism—induction coils—dynamo principles—classes of dynamos—armatures—windings—commutation—brushes, etc.
  - No. 2** Contains 348 pages, 394 illustrations. Motor principles—armature reaction—motor starting—calculations—brake horsepower—selection and installation of dynamos and motors—galvanometers—standard cells—current measurement—resistance measurement—voltmeters—wattmeters—watt hour meters—operation of dynamos—operation of motors, etc.
  - No. 3** Contains 300 pages, 423 illustrations. Distribution systems—wires and wire calculations—inside, outside and underground wiring—sign flashers—lightning protection—rectifiers—storage battery systems, etc.
  - No. 4** Contains 270 pages, 379 illustrations. Alternating current principles—alternating current diagrams—the power factor—alternator principles—alternator construction—windings, etc.
  - No. 5** Contains 320 pages, 614 illustrations. A. C. Motors—synchronous and induction motor principles—A. C. commutator motors—induction motors—transformers; losses, construction, connections, tests—converters—rectifiers, etc.
  - No. 6** Contains 298 pages, 472 illustrations. Alternating current systems—switching devices—circuit breakers—relays—lightning protector apparatus—regulating devices—synchronous condensers—indicating devices—meters—power factor indicators—wave form measurement—switch boards, etc.
  - No. 7** Contains 316 pages, 379 illustrations. Alternating current, wiring power stations—turbines: management selection, location, erection, testing, running, care and repair—telephones, etc.
  - No. 8** Contains 332 pages, 436 illustrations. Telegraph—simultaneous telegraphy and telephony—wireless—electric bells—electric lighting—photometry, etc.
  - No. 9** Contains 322 pages, 627 illustrations. Electric railways—electric locomotives—car lighting—trolley car operation—miscellaneous applications—motion pictures—gas engine ignition—automobile self-starters and lighting systems, electric vehicles, etc.
  - No. 10** Contains 513 pages, 599 illustrations. Elevators—cranes—pumps—air compressors—electric heating—electric welding—soldering and brazing—industrial electrolysis—electro-plating—electro-therapeutics—X-rays, etc.
- Also a complete 126-page ready reference index of the complete library. This index has been planned to render easily accessible all the vast information contained in the 10 Electrical guides. There are over 13,500 cross references. You find what you want to know instantly.

#### **TESTIMONIALS**

"Hawkins Electrical Guides are priceless to me. They are the most concise treatise on electricity that have come into my reach."  
W. Francis Green, Phila. Electric Co., Philadelphia, Pa.

"I would not part with Hawkins Electrical Guides for ten times their cost if it were impossible to replace them."  
Carl Fortes, Benicia Arsenal, Benicia, Cal.

"Through the help I have received from my set of Hawkins Electrical Guides I have secured a position which pays me 100% more than I was receiving before I owned the books."  
—Harlem Day, Centralia, Ill.

"I find the Hawkins Electrical Guides very helpful in my everyday work."  
J. W. Suter, West Penn. Traction Co., Pittsburgh, Pa.

**\$1** A NUMBER  
**1** A MONTH

**FREE**  
EXAMINATION  
COUPON

**THEO. AUDEL & COMPANY 72 FIFTH AVE. NEW YORK**

# Learn K. I. Shorthand

-Simplified Stenography-

## Be More Than a Stenographer

K. I. Shorthand, which you can learn in five evenings (then acquire speed), is your shortest road to high salaried, responsible positions.

It will make you master of your job as stenographer or secretary, enable you to give 100% satisfaction to your employer and by increasing your all-round efficiency put you in line for rapid advancement.

You will need the big help that K. I. Shorthand will give you in forging ahead during the period, now here, when industry resumes its pre-war stride and business booms everywhere. You cannot win the fight for fame and fortune hidden in the ranks of the unskilled. **K. I. Shorthand will bring you right into the front office** where you can learn the "inside" of the business and get a chance to show what you can do.

The best of it is that K. I. Shorthand will be **your efficiency-aid all through your career**, for mark you, this is the speed-writing practiced by men who do things in all ranks—not only stenographers. Constantly it is depended upon for making important or private memoranda; taking messages verbatim; recording board-meeting facts; jotting down business-getting ideas, by executives, industrial engineers, salesmen, advertising men, lawyers, teachers, ministers, in short, by people in practically every walk of life.



K. I. Shorthand hastened his promotion from stenographer to executive; now he depends upon it more than ever.

## You can learn in 5 evenings

Why have men and women of this calibre learned K. I. Shorthand when they could never learn another system? Because K. I. Shorthand can be **learned in five evenings** whereas other systems require six months' or a year's study-grind; because the K. I. Shorthand Course **costs the merest trifle**; because notes years old can be **read as readily as when fresh**; because it is **not necessary** to keep up practice; because it is **more natural** to write than long-hand.

**30 Days' Approval.** You learn in your own home by our mail tuition course. **You will have all the personal help of our instruction staff that you need.** We are not content to let you shift for yourself after you receive the lessons. When your stenographic competency is established, we award you a recognized Certificate of Proficiency.

**A Complete Course—not merely a text-book!** Do not confuse our complete course of mail instruction with offers of stenographic text-books which require you to study shorthand unaided. Although you can learn K. I. Shorthand without mental strain and quickly, **experts guide you** to real proficiency in speed and accuracy as much as you require. There is **no course to compare** with K. I. in **brevity and practicability**—and no course giving correspondence instruction obtainable at **anything like our price.**

**LEARN WITHOUT COST.** You may learn the entire K. I. Shorthand system without paying a cent of your money. The coupon will bring you the information.

**FREE LESSONS.** K. I. Shorthand is offered on the most liberal terms right now. Do not miss this opportunity. Send immediately for the first two lessons free. **You may then continue the entire course on a month's approval.** We give you a positive guarantee that you can learn or no cost to you. King Institute is incorporated in New York State, \$100,000 authorized capital.

**Cut out and mail the coupon, or write a letter asking for free lessons and complete information. Be sure to mention "Popular Science Monthly."**

## Remarkable Records which you can equal

Below are but a few of legions of testimonials which we are ready to give you with full addresses.

**50 Words a Minute in 10 Days.** "Already I can write fifty or more words per minute and it only took ten days—about a quarter hour each day to learn."  
HENRY DRANKE.

**80 Words a Minute in 3 Weeks.** "I wish to state my appreciation of K. I. Shorthand. I am delighted with the system. After three weeks' practice, I can take eighty words a minute."  
ELEANOR SKINNER.

**Professional Stenographer.** "Four months ago I knew absolutely nothing of the first rudiments of shorthand. To-day I am holding a position as stenographer in the office of Inspector of Buildings where the terms apply almost wholly to building construction. I think this sufficient recommendation of your system."  
E. M. FULTON.

**A Teacher's Testimony.** "I learned the K. I. Shorthand principles in five hours and after not quite two weeks' practice I can write almost as fast as any one would dictate. It is easier to read than any other system I have seen."  
W. RUDOLPH ALLEN.

**Used in Big Business.** "I learned your system of shorthand to save time in making notes while passing about the plant. After only slight study I can take down ordinary conversations. K. I. Shorthand is practical, time-saving and simple."  
S. B. ROPER.

**A Journalist.** "Your system is excellent, being simple, and yet comprehensive. I find K. I. Shorthand fascinating in my work as a press correspondent."  
ABBIE TOMPINS.

**Easier to Learn.** "I started with the Ben Pitman method but stopped it to take your course and I find it much quicker and easier to learn."  
JOHN LACHENMAYER.

**An Authoress.** "A truly wonderful thing is K. I. Shorthand. It surely is simplified stenography that anyone can learn in a few hours; and then it is a pleasure to speed up in writing one's own thoughts or taking down what others are saying. I am amazed at your beautifully easy method of acquiring such a valuable accomplishment."  
GRACE MILLER WHITE.  
(Famous for "Tess of the Storm Country" and numerous other books and screen plays.)

MAIL THE COUPON FOR FREE LESSONS

## King Institute

154 E. 32d St., New York, N. Y. Or 8 So. Wabash Ave., Chicago, Ill.

Please send me the first two lessons in K. I. Shorthand, FREE, also full information offered in Popular Science Monthly.

NAME \_\_\_\_\_

ADDRESS \_\_\_\_\_

ET-188



"Talk as fast as you like. I am taking it down in K. I. Shorthand."



"Talk as fast as you like. I am taking it down in K. I. Shorthand."

## WANTED-TRAVELING SALESMEN

- Traveling Salesmen are Essential—Government Ruling. The demand exceeds the supply. Salesmanship offers you a future of unlimited possibilities—a successful career. Why not prepare yourself in spare time to enter this Productive and Profitable line of work.

### Earn \$35 to \$100 a Week

Thousands of men and women have been trained through our Home Study Course and our Free Employment Service has helped thousands to success. Let us do the same for you. Write today for big Free Book, list of openings, and full particulars. Address

NATIONAL SALESMEN TRAINING ASSOCIATION  
Dept. 15-A Chicago, Ill., U. S. A.

## BE A TRAVELING SALESMAN

### Learn the Most Useful Occupation

This is the school of EXPERIENCE in which you LEARN by DOING every phase of the Electrical profession. No books used.

There are no "classes." Every "Learner" goes ahead as fast as he shows proficiency, and graduates just as soon as he has proved by what he has done that he knows how to do it. That's why this school is in such high standing in the educational world.

Every one is asked to VISIT the school any hour of the day or evening.

Drop a Postal Card for FREE 66 Page Catalogue

The New York Electrical School  
40 West 17th Street, - - N. Y. City

## WIRELESS OPERATORS WANTED

If you are ambitious and wish to better yourself this is your opportunity.

America's new Merchant Marine needs trained wireless operators. Good pay, pleasant life and splendid chance to see the world and help in the reconstruction of Europe. We will quickly qualify you to receive a Government license. Our classes have supplied hundreds of expert Wireless and Land Line Operators. Write for illustrated booklet giving full particulars about "The Best Radio School in New York City."

East Side Branch Lenox 6051  
Y. M. C. A.  
86th St. and Lexington Ave.  
New York.

## Gov't Jobs

Short hours. Easy work. No strikes. No hard times. Steady, lifetime positions, \$75 to \$150 a month to start. Quick promotion.

**MEN WANTED!** If you are an American Citizen 18 or over write for FREE book that tells about these and many other wonderful advantages offered by U. S. Government. Railway Mail, Post Office, Custom House, Panama Canal and other divisions. Prepare under former Civil Service Secretary-Examiner. You can qualify. Write for FREE BOOK and Special 20 Day Offer NOW.  
Patterson Civil Service School, 161 News Bldg., Rochester, N. Y.

## Big, Practical, Working ELECTRICAL OUTFIT FREE

Not toys, but standard size and make tools and apparatus for doing experimenting and practical electrical work. We give complete outfit Absolutely Free so that you can become familiar with use of tools quickly. Learn Electricity under personal direction of Prof. Wicks, a practical Electrical Engineer of 25 years' experience. Owing to war conditions there is now an unprecedented demand for Trained Electricians at Big Pay. Qualify now. Here's your big chance. Write today for full particulars regarding Wicks' Home Study Course in Electricity and wonderful Free Outfit Offer.  
A. W. WICKS, Electrical Engineer, WICKS ELECTRICAL INSTITUTE  
81 W. Randolph Street, Dept. 331 Chicago, Ill.

## LANGUAGES QUICKLY LEARNED ON ALL PHONOGRAPHS

"Like learning a tune—and as easy." Our Disc Records repeat the correct accent and pronunciation until you know it. Family and friends enjoy language study by the **LANGUAGE-PHONE METHOD** And Rosenthal's Practical Linguistry Used, endorsed and recommended by educators and authorities in all leading universities and colleges, F. M. C., French Military Conversation, with records, for Army, Navy, Red Cross. Write for Military circular, Booklet and Free Trial Offer.  
THE LANGUAGE PHONE METHOD  
SPANISH, FRENCH, ITALIAN, ETC. 946 Putnam Bldg. 2 W. 45th Street, N. Y.


## Looking For The Classified Advertisements?

If so, turn to page 106 of the advertising section. You'll find much of interest and value in these little business-builders.

## I TEACH Penmanship BY MAIL

I won World's First Prize for best course in Penmanship. Under my guidance you can become an expert penman. Am placing many of my students as instructors in commercial colleges at high salaries. If you wish to become a better penman, write me. I will send you FREE one of my Favorite Pens and a copy of the Renascence Journal. Write today.

C. W. RANSOM, 379 Essex Bldg., Kansas City, Mo.



# “\$100 a Week, Nell! Think What That Means to Us!”

“They’ve made me Superintendent—and doubled my salary! Now we can have the comforts and pleasures we’ve dreamed of—our own home, a maid for you, Nell, and no more worrying about the cost of living!

“The president called me in today and told me. He said he picked me for promotion three months ago when he learned I was studying at home with the International Correspondence Schools. Now my chance has come—and thanks to the I. C. S., I’m ready for it!”

Thousands of men now know the joy of happy, prosperous homes because they let the International Correspondence Schools prepare them in spare hours for bigger work and better pay. You will find them in offices, shops, stores, mills, mines, factories, on railroads, in the Army and Navy—everywhere.

Why don't you study some one thing and get ready for a real job, at a salary that will give your wife and children the things you would like them to have?

You can do it! Pick the position you want in the work you like best and the I. C. S. will prepare you for it right in your own home, in your spare time—you need not lose a day or a dollar from your present occupation.

Yes, you can do it! More than two million have done it in the last twenty-seven years. More than 100,000 are doing it right now. Without cost, without obligation, find out how you can join them. Mark and mail this coupon!

TEAR OUT HERE

## INTERNATIONAL CORRESPONDENCE SCHOOLS BOX 7618, SCRANTON, PA.

Explain, without obligating me, how I can qualify for the position, or in the subject, before which I mark X.

- |  |   |  |
|--|---|--|
| <input type="checkbox"/> ADVERTISING                 | <input type="checkbox"/> ELECTRICAL ENGINEER        | <input type="checkbox"/> MECHANICAL ENGINEER     |
| <input type="checkbox"/> SALESMANSHIP                | <input type="checkbox"/> Electrician                | <input type="checkbox"/> Mechanical Draftsman    |
| <input type="checkbox"/> Traffic Management          | <input type="checkbox"/> Electric Wiring            | <input type="checkbox"/> Machine Designer        |
| <input type="checkbox"/> BUSINESS (Complete)         | <input type="checkbox"/> Electric Lighting          | <input type="checkbox"/> Machine Shop Practice   |
| <input type="checkbox"/> Commercial Law              | <input type="checkbox"/> Electric Car Running       | <input type="checkbox"/> Boilermaker or Designer |
| <input type="checkbox"/> Certified Public Accountant | <input type="checkbox"/> Heavy Electric Traction    | <input type="checkbox"/> Patternmaker            |
| <input type="checkbox"/> Higher Accounting           | <input type="checkbox"/> Electrical Draftsman       | <input type="checkbox"/> Toolmaker               |
| <input type="checkbox"/> Railway Accountant          | <input type="checkbox"/> Electric Machine Designer  | <input type="checkbox"/> Foundry Work            |
| <input type="checkbox"/> BOOKKEEPER                  | <input type="checkbox"/> Telegraph Engineer         | <input type="checkbox"/> Blacksmith              |
| <input type="checkbox"/> Stenographer and Typist     | <input type="checkbox"/> Telephone Work             | <input type="checkbox"/> Sheet Metal Worker      |
| <input type="checkbox"/> Good English                | <input type="checkbox"/> ARCHITECT                  | <input type="checkbox"/> STEAM ENGINEER          |
| <input type="checkbox"/> Window Trimmer              | <input type="checkbox"/> Architectural Draftsman    | <input type="checkbox"/> Stationary Fireman      |
| <input type="checkbox"/> Show-Card Writer            | <input type="checkbox"/> Contractor and Builder     | <input type="checkbox"/> MARINE ENGINEER         |
| <input type="checkbox"/> Sign Painter                | <input type="checkbox"/> Building Foreman           | <input type="checkbox"/> GAS ENGINE OPERATING    |
| <input type="checkbox"/> CIVIL SERVICE               | <input type="checkbox"/> Carpenter                  | <input type="checkbox"/> Refrigeration Engineer  |
| <input type="checkbox"/> Railway Mail Clerk          | <input type="checkbox"/> Concrete Builder           | <input type="checkbox"/> CIVIL ENGINEER          |
| <input type="checkbox"/> Mail Carrier                | <input type="checkbox"/> PLUMBER & STEAM FITTER     | <input type="checkbox"/> Surveying and Mapping   |
| <input type="checkbox"/> CARTOONIST                  | <input type="checkbox"/> Heating & Ventilation      | <input type="checkbox"/> R. R. Constructing      |
| <input type="checkbox"/> Illustrator                 | <input type="checkbox"/> Plumbing Inspector         | <input type="checkbox"/> Bridge Engineer         |
| <input type="checkbox"/> Perspective Drawing         | <input type="checkbox"/> Foreman Plumber            | <input type="checkbox"/> SHIP DRAFTSMAN          |
| <input type="checkbox"/> Carpet Designer             | <input type="checkbox"/> CHEMIST                    | <input type="checkbox"/> Structural Draftsman    |
| <input type="checkbox"/> Wallpaper Designer          | <input type="checkbox"/> Analytical Chemist         | <input type="checkbox"/> Structural Engineer     |
| <input type="checkbox"/> Bookcover Designer          | <input type="checkbox"/> NINE FOREMANORENGINEER     | <input type="checkbox"/> Municipal Engineer      |
| <input type="checkbox"/> TEACHER                     | <input type="checkbox"/> Coal Mining                | <input type="checkbox"/> NAVIGATION              |
| <input type="checkbox"/> Common School Subjects      | <input type="checkbox"/> Metal Mining               | <input type="checkbox"/> Motor Boat Runn'g       |
| <input type="checkbox"/> High School Subjects        | <input type="checkbox"/> Metallurgist or Prospector | <input type="checkbox"/> AGRICULTURE             |
| <input type="checkbox"/> Mathematics                 | <input type="checkbox"/> Assayer                    | <input type="checkbox"/> Fruit Growing           |
| <input type="checkbox"/> AUTOMOBILE OPERATING        | <input type="checkbox"/> TEXTILEOVERSEERORSUPT.     | <input type="checkbox"/> Vegetable Growing       |
| <input type="checkbox"/> Automobile Repairing        | <input type="checkbox"/> Cotton Manufacturing       | <input type="checkbox"/> Live Stock & Dairying   |
| <input type="checkbox"/> Auto. Electrical Work       | <input type="checkbox"/> Woolen Manufacturing       | <input type="checkbox"/> POULTRY RAISER          |

Name \_\_\_\_\_

Occupation and Employer \_\_\_\_\_

Street and No. \_\_\_\_\_

City \_\_\_\_\_ State \_\_\_\_\_

# Draftsmen Needed

**\$175.00 to \$250.00 a Month to Start**

**DRAFTSMEN** are needed now more than ever. Thousands of high grade draftsmen and designers are in demand. Answer the call. This is your opportunity to get started in a profession that pays straight salaries of from \$175 to \$250 a month. I can train you in a short time to fill one of these big positions if you write to me at once. Every industry needs draftsmen badly right now. Under my personal training you can easily qualify. Send the coupon below for my new book on drafting—it's Free.

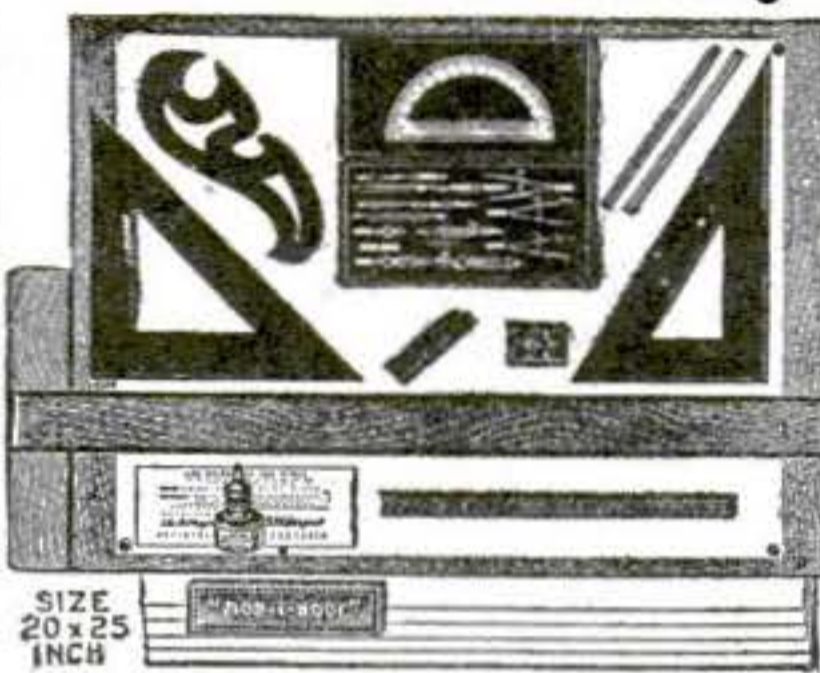
## Learn Drafting—Fill Jobs

You who have been waiting to get out of the rut—open the door and come on in. You can have these jobs. You can make this money. I have been training draftsmen for 25 years. I know what they need quick to fill the very jobs open. Mail the coupon below for valuable book explaining how you can become a skilled, high priced draftsman in a short time and get the experience required. This book is FREE at present. Send for it TODAY.



### Chief Draftsman Will Train You Personally

on practical work. Here is an opportunity for a limited and selected number of ambitious men to receive individual training. As Chief Draftsman of a large and old established Company I have trained on practical home study work hundreds of men who are now drawing the highest top notch salaries. At present I can accept a few more to be trained by me personally until competent and until they have experience to hold a position as first class draftsman.



**This \$15 Draftsmans Working Outfit Free!**

Because of the urgent demand for more and better men in the drafting field I will give absolutely FREE this \$15.00 Drafting Outfit to students who enroll right away. I know exactly the quality and kind of practical training and experience necessary to obtain and fill the highest paid positions. This is not a regular correspondence school course.

#### Drawing Table Also FREE

In order to train you on regular draftsman's work to get practical working experience, I give you besides all the working tools also FREE a regular adjustable drafting table if I accept you as my student, the same table that I use myself.

#### FREE BOOK OFFER COUPON

Chief Draftsman DOBE Engineer's Equipment Co. Div. 1201 Chicago, Ill. Without any obligation, please mail your book "Successful Draftsmanship" and full particulars of your liberal "Personal Instruction" offer. Also tell me how I can get the training to hold a high salaried position in the department I have checked below.

Mechanical  Ship Drafting  Architectural

Name.....

Address.....

## Mail Coupon at Once

Because I can handle only a limited number of students to give each the proper and practical training. Therefore, if you write AT ONCE I will consider accepting you as my personal student to train you on regular drafting room work that will give you the experience that is demanded. What I want is the right kind of men and I charge you only a nominal price for training you that you can pay on very easy terms. My object is to develop experienced draftsmen, because they are badly needed right now and for the next twenty-five years to come. Send the coupon today—now. Address

**Chief Draftsman DOBE**

Engineer's Equipment Co.—Div. 1201—Chicago, Ill.

## Learn Electricity

**EARN \$25 TO \$60 PER WEEK**



At America's greatest practical institution. Finest equipment. No books. No classes. All individual instruction. No special education necessary. Day and evening school. Open all year. Enter any time. Earn while you learn. All courses in Drafting, Plumbing, Bricklaying and Motion Picture Operating. Send for free book now. Be sure to state which course interests you.

COYNE TRADE AND ENGINEERING SCHOOLS  
Dept. 31. 39-51 East Illinois St., Chicago, Ill.



*Learn Write*

#### BEGIN TODAY


Write for My FREE BOOK

I can make a good penman of you at home during spare time. Write for my free book, "How to Become a Good Penman." It contains specimens and tells how others mastered penmanship by the Tamblin System. Your name will be elegantly written on a card if you enclose stamp to pay postage.

FREE BOOK—Write for it Today

F. W. Tamblin, 437 Meyer Bldg., Kansas City, U. S. A.

## STAMMERERS Here's an open door to Freedom



Read this story of a man who stammered for twenty years. The man himself—L. Eugene N. Fogue—tells how he worked out and perfected a cure and finally founded the Fogue Institute. Send for his book "Stammering, Its Cause and Its Cure." It proves that stammering can be cured, that there is a way to freedom. Descriptions of class rooms and dormitories are given. Address: Fogue Institute (Founded 1901) 118 E. Fogue Sq. are, Indianapolis, Indiana.



## Bigger Profits Now IN MUSHROOMS

War's end is booming mushroom demand. Prices are high and heavy as meat substitute. Now is the time to grow them. Men, women and children by thousands doing it successfully in city and country. Grow in cellars, basements, sheds, etc. Quick returns. Make \$10 to \$75 a week. Learn simple facts from America's supreme authority. Send for free illustrated book, "Truth About Mushrooms," today.

Bureau of Mushroom Industry Dept. 526, 5005 W. North Ave., Chicago, Ill.



## Learn Piano! This Interesting Free Book

shows how you can become a skilled player of piano or organ in your own home, at one quarter usual cost. Dr. Quinn's famous Written Method is endorsed by leading musicians and heads of State Conservatories. Play chords at once and complete piece in every key, within 4 lessons. Scientific yet easy to understand. Fully illustrated. For beginners or teachers, old or young. All music free. Diploma granted. Write today for 64-page free book, "How to Study Music".

M. L. QUINN CONSERVATORY, Studio Z A, Social Union Bldg., Boston, Mass.

## Be an Artist

comics cartoons, commercial newspaper and magazine illustrating. Fastest crayon portraits and fashions. Earn \$25 to \$200 a week. By our simple method your talent is quickly developed without interfering with present work. By Mail or Local Classes. The largest practical art school in the world. Write for full particulars and list of successful pupils, illustrated prospectus, etc. Endorsed by newspapers and magazines.

ASSOCIATED ART STUDIOS, 58D, Flatiron Building, New York, N. Y.

## Learn Watch Repairing

Be a watchmaker—you can learn this profitable trade by correspondence in a few weeks in your own home by the DeSelms Chart System. After you complete the course you will know a watch from A to Z. You will know just what the matter is and how to repair one. When you graduate you will be a practical watchmaker and repairer and competent to fill any position. Positions for our graduates. Ask for our Free Book. It explains our system and terms.

THE DeSELMS WATCH SCHOOL  
687 Perry St., ATTICA, IND.



## DO YOU LIKE TO DRAW? Cartoonists are well paid

We will not give you any grand prize if you answer this ad. Nor will we claim to make you rich in a week. But if you are anxious to develop your talent with a successful cartoonist, so you can make money, send a copy of this picture, with 6 cents in stamps for portfolio of cartoons and sample lesson plate, and let us explain.

The W. L. EVANS SCHOOL OF CARTOONING  
825 Leader Bldg., Cleveland, Ohio

## Ridpath's History of the World AT A BARGAIN



4000 Pages 2000 Pictures

On account of the great increase in cost of paper and leather it is necessary to soon increase the price to cover increased cost of manufacture. We will name our present low price and easy terms only in direct letters to those mailing us the Coupon below. Tear off Coupon, write name and address plainly, and mail now before you forget it. The 32 Free Sample Pages will give you some idea of the splendid illustrations and wonderfully beautiful style in which the work is written. Thousands have already availed themselves of our offer and every purchaser is more than satisfied. MAIL COUPON NOW.

### FREE COUPON

WESTERN NEWSPAPER ASSOCIATION (1-19)  
140 So. Dearborn St., Chicago, Ill.

Please mail your 32-page free sample booklet of Ridpath's History of the World, containing photographs of Napoleon, Socrates, Caesar and other great characters in history, and write me full particulars of your special offer to Popular Science Monthly readers.

NAME.....

ADDRESS.....



## Let Me Train YOU in AVIATION

I want you to take up Aviation. Positions at good pay are going begging, because there are not enough trained men to fill them. LET ME TRAIN YOU for some of these big positions that pay big wages. I know the game, for I have been flying for years. My advice to you is to decide right now to take a

### Home Course in Aviation

in your spare time. Send today for our FREE BOOK and I will write you a personal letter along with it. I will tell you some INSIDE facts about this great industry. You'll want to get right in. Address as follows:

Capt. Geo. F. Campbell, Chief Instructor  
NATIONAL AERO INSTITUTE  
Dept. 1201, Morton Bldg., Chicago, Ill.

Two Airplane Concerns agree to take every one of our students who have mastered our course for the big paying positions of Mechanics, Inspectors, Assemblers, Engineers, etc. Why don't YOU qualify?

Fill Out This Coupon and Mail Today

Capt. George F. Campbell, Chief Instructor  
National Aero Institute, Dept. 1201  
Morton Building, Chicago, Ill.

Dear Sir: Please send me without obligation, copy of "The Science of Aviation," also particulars of Mail Course in the Principles of Aviation.

Name.....

Address.....

Captain George Frederick Campbell Formerly Third Ace of the Royal Flying Corps. Chief Instructor of National Aero Institute.



**M**ORE Finger Print Experts are needed. Men who are masters of this profession are scarce. The demand for Finger Print Experts is great. As a special inducement we will give you free of charge our new easy reading course in Secret Service Intelligence if you act at once.

**Be a Finger Print Expert**

Build up a business on the basis of a trained brain. You can do it as a master of the Finger Print profession. There is crying need for Finger Print Experts right now and the demand for these trained men is growing every day. A profession that offers wonderful opportunities for advancement. Governments, corporations, police departments, institutions and individuals have constant use for these specially trained men. The work is fascinating and

**The Pay Is Big!**

No special education is necessary. You can become a master of this profession by studying at home in your spare time. Expert Finger Print men travel all over the country solving mysteries that baffle all others. They are important men and highly regarded and envied by every one.

**Mail the Coupon**

Get full information about this great profession and our big offer of a free course in Secret Service Intelligence. The mastery of these two closely allied professions places a brilliant career within your grasp. Achievements that will immediately place the stamp of success upon you, are now possible. Send this coupon for full information NOW.

**University of Applied Science**

Desk 1201, 1772 Wilson Ave., Chicago

Gentlemen: Without any obligations whatever, send me your new FREE book on Finger Prints and your offer of a free course in Secret Service Intelligence.

Name.....  
 Address.....  
 Age..... Occupation.....

**SIGNAL ENGINEERING**  
**\$90 to \$250 a Month**  
**Free Book Tells How**

Trained men are in big demand at good salaries by the Signal Department of every large railroad in the United States.

Today the opportunities are bigger and better than ever.

**RAILROAD SIGNAL MEN**

are urgently needed at salaries ranging from \$90 to \$250 a month. The training necessary to get started in this fascinating work can be easily acquired at home by any ambitious man. Write today for Free Book. Get all the facts before you learn about the big positions open throughout the United States. Learn all about our big special free outfit. Write a letter or postcard or send coupon now.

**DEPARTMENT OF SIGNALING**  
 1810 Wilson Ave., Room 1201, Chicago

**DEPARTMENT OF SIGNALING**  
 1810 Wilson Ave., Room 1201, Chicago

Please send me absolutely free and prepaid, without obligating me in any way, your new book on Signal Engineering. Also all the facts on this profitable work and your Special Free Outfit.

Name.....  
 Address.....  
 Occupation..... Age.....

**SPECIAL NOTE**—If you join the Army or Navy before completing your course, all payments will be postponed until you return.

**How it Feels to Earn \$1000 a Week**

*By a Young Man Who Four Years Ago Drew a \$25 a Week Salary. Tells How He Accomplished It*

**H**OW does it feel to earn \$1000 a week? How does it feel to have earned \$200,000 in four years? How does it feel to be free from money worries? How does it feel to have everything one can want? These are questions I shall answer for the benefit of my reader out of my own personal experience. And I shall try to explain, simply and clearly the secret of what my friends call my phenomenal success.

Let me begin four years ago. At that time my wife and I and our two babies were living on my earnings of twenty-five dollars a week. We occupied a tiny flat, wore the simplest clothes, had to be satisfied with the cheapest entertainment—and dreamed sweet dreams of the time when I should be earning fifty dollars a week. That was the limit of my ambition. Indeed, it seemed to be the limit of my possibilities. For I was but an average man, without influential friends, without a liberal education, without a dominating personality, and without money.

With nothing to begin with, I have become the sole owner of a business which has paid me over \$200,000 in clear profits during the past four years and which now pays me more than a thousand dollars a week. I did not gamble. I did not make my money in Wall Street. My business is not a war baby—on the contrary, many others in my line have failed since the war began.

In four years, the entire scheme of my life has changed. Instead of living in a two by four flat, we occupy our own home, built for us at a cost of over \$60,000. We have three automobiles. Our children go to private schools. We have everything we want, and we want the best of everything. Instead of dreaming of fifty dollars a week I am dreaming in terms of a million dollars—with greater possibilities of my dream coming true than my former dream of earning fifty dollars a week.

What brought about this remarkable change? What transformed me, almost overnight, from a slow-going, easily-satisfied, average man—into a positive, quick-acting, determined individual who admits no defeat, who overcomes every obstacle, and who completely dominates every situation? It all began with a question my wife asked me one evening after reading an article in a magazine about a great engineer who was said to earn a \$50,000 salary.

"How do you suppose it feels to earn \$1000 a week?" she asked. And without thinking, I replied, "I haven't the slightest idea, my dear, so the only way to find out is to *earn it*." We both laughed, and soon the question was apparently forgotten.

But that night, and for weeks afterward, the same question and my reply kept popping into my brain. I began to analyze the qualities of the successful men in our town. What is it that enables them to get everything they want? They are not better educated than I—indeed, some are far less intelligent. But they must have possessed some quality that I lacked. Perhaps it was their mental attitude; perhaps they look at things from an entirely different angle than I. Whatever it was, that "something" was the secret of their success. It was the one thing that placed them head and shoulders above me in money-earning ability. In all other ways we were the same.

Determined to find out what that vital spark of success was, I bought books on every subject that pertained to the mind. I followed one idea after another. But I didn't seem to get anywhere. Finally, when almost discouraged, I came across a copy of "Power of Will." Like a bolt out of a clear sky there flashed in my brain the secret I had been seeking. There was the real, fundamental principle of all success—Power of Will. There was the brain faculty I lacked, and which every successful man possesses.

"Power of Will" was written by Prof. Frank Channing Haddock, a scientist, whose name ranks with such leaders of thought as James Bergson and Royce. After twenty years of research and study, he had completed the most thorough and constructive study of will power ever made. I was astonished to read his statement that, "The will is just as susceptible of development as the muscles of the body!" And Dr. Haddock had actually set down the very rules, lessons and exercises by which anyone

could develop the will, making it a bigger, stronger force each day, simply through an easy, progressive course of training.

It is almost needless to say that I at once began to practice the exercises formulated by Dr. Haddock. And I need not recount the extraordinary results that I obtained almost from the first day. Shortly after that, I took hold of a business that for twelve years had been losing money. I started with \$300 of borrowed capital. During my first year I made \$30,000. My second year paid me \$50,000. My third year netted me \$70,000. Last year, due to increased costs of materials, my profits were only \$50,000, though my volume of business increased. New plans which I am forcing through will bring my profits for the present fiscal year up to \$65,000.

Earning a thousand dollars a week makes me feel secure against want. It gives me the money with which to buy whatever will make my family happy. It enables me to take a chance on an investment that looks good, without worrying about losing the money. It frees my mind of financial worries. It has made me healthier, more contented, and keener minded. It is the greatest recipe I know for happiness.

Prof. Haddock's lessons, rules and exercises in will training have recently been compiled and published in book form by the Pelton Publishing Co., of Meriden, Conn. I am authorized to say that any reader who cares to examine the book may do so without sending any money in advance. In other words, if after five days' reading, you do not feel that the book is worth \$3, the sum asked, return it and you will owe nothing. When you receive your copy for examination I suggest that you first read the articles on the law of great thinking; how to develop analytical power; how to perfectly concentrate on any subject; how to guard against errors in thought; how to drive from the mind unwelcome thoughts; how to develop fearlessness; how to use the mind in sickness; how to acquire a dominating personality.

Never before have business men and women needed this help so badly as in these trying times. Hundreds of real and imaginary obstacles confront us every day, and only those who are masters of themselves and who hold their heads up, will succeed. "Power of Will" as never before, is an absolute necessity—an investment in self-culture which no one can afford to deny himself."

Some few doubters will scoff at the idea of will power being the fountainhead of wealth, position and everything we are striving for. But the great mass of intelligent men and women will at least investigate for themselves by sending for the book at the publisher's risk. I am sure that any book that has done for me—and for thousands of others—what "Power of Will" has done—is well worth investigating. It is interesting to note that among the 250,000 owners of "Power of Will" are such prominent men as Supreme Court Justice Parker; Wu Ting Fang, Ex-U. S. Chinese Ambassador; Lieut.-Gov. McKelvie, of Nebraska; Assistant Postmaster-General Britt; General Manager Christeson, of Wells-Fargo Express Co.; E. St. Elmo Lewis; Governor Arthur Capper of Kansas, and thousands of others. In fact, today "Power of Will" is just as important, and as necessary to a man's or woman's equipment for success, as a dictionary. To try to succeed without Power of Will is like trying to do business without a telephone.

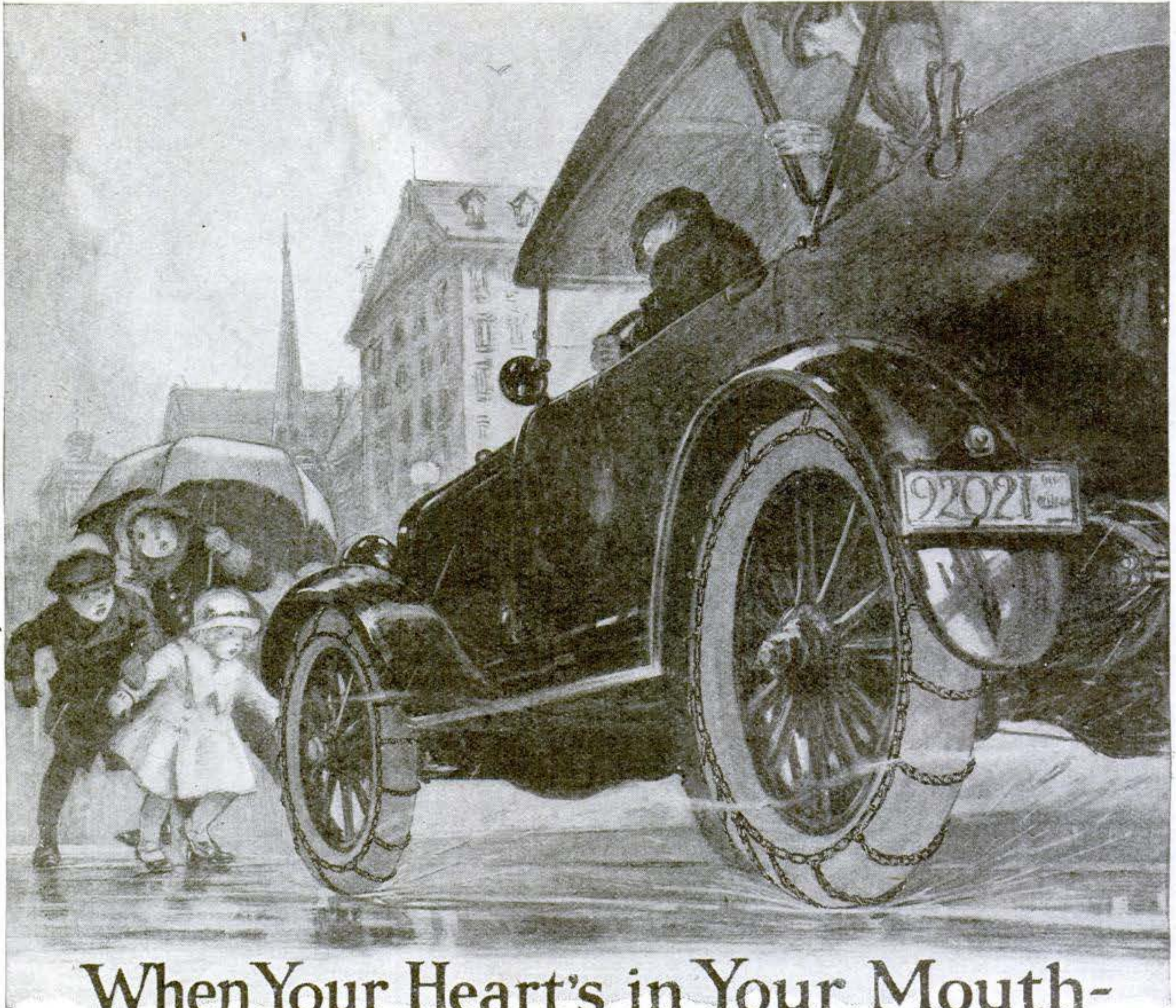
As your first step in will training, I suggest immediate action in this matter before you. It is not even necessary to write a letter. Use the form below, if you prefer, addressing it to the Pelton Publishing Company, 14-A Wilcox Block, Meriden, Conn., and the book will come by return mail. This one act may mean the turning point of your life, as it has meant to me and to so many others.

The cost of paper, printing and binding has almost doubled during the past three years, in spite of which "Power of Will" has not been increased in price. The publisher feels that so great a work should be kept as low-priced as possible, but in view of the enormous increase in the cost of every manufacturing item, the present edition will be the last sold at the present price. The next edition will cost more. I urge you to send in the coupon now.

**PELTON PUBLISHING COMPANY**  
 14-A Wilcox Block, Meriden, Conn.

I will examine a copy of "Power of Will" at your risk. I agree to remit \$3 or return the Book in 5 days.

Name.....  
 Address.....  
 City..... State.....



## When Your Heart's in Your Mouth-

**Then is when Tire Chains prove their Real value—they add so much to your brake power. Without them brakes would be useless.**

It's these *unexpected emergencies* that make a driver think quick and act like lightning. *When suddenly* the children dash out from the pavement and are almost under your wheels before you realize it—you *instinctively* jam down your foot-brake and *frantically* grab the emergency.

What if your brakes slipped and didn't hold? Wouldn't the consequences be awful? It's positively criminal for a driver of a motor car to overlook even the slightest safety precaution. *Unquestionably the most effective supplementary addition to brake power* when the roads and pavements are wet and slippery, is in the use of

# WEED TIRE CHAINS



Cars with *chainless tires* on wet-greasy-slippery pavements lack brake power to the same degree as they would if their brake linings were made of wet-greasy-slippery bands of rubber.

Wet rubber slips—never grips. It slides like a cake of soap on moistened hands. It lacks the bite and hang-on ability of chains.

Good brakes and Weed Tire Chains are undoubtedly the *greatest* factor in preventing motor accidents.

*It's the height of folly to even attempt to drive without chains on all four tires when the roads are slippery and uncertain.*

**AMERICAN CHAIN COMPANY, INC.**

BRIDGEPORT  CONNECTICUT

In Canada: Dominion Chain Company, Limited, Niagara Falls, Ontario, Canada  
**Largest Chain Manufacturers in the World**

The Complete Chain Line — all types, all sizes, all finishes—from plumbers' safety chain to ships' anchor chain.



# Popular Science Monthly

Waldemar Kaempffert, *Editor*

January, 1919; Vol. 94, No. 1  
Twenty Cents; Two Dollars a Year



Published in New York City at  
225 West Thirty-ninth Street

## "Dry Shooting" for Airplane Gunners


By Captain E. C. Crossman, U. S. A.

THE Yankee airplane machine-gunner has to lead the enemy plane with his aim, precisely as the duck-shooter has to get his line of fire out ahead of the whizzing teal to inflict hits. If the airplane gunner shoots straight at the plane going past, he hits where the plane was, but is not, merely because it requires time for the bullet to go even 200 yards, and the two planes are traveling at speeds never touched by wild fowl.

Wherefore the neophyte in the machine-gun game is taught first to make quick allowance, by means of his "ring sights," for a plane traveling past him on a level and at right angles to the line of fire, and then later to lead correctly for the plane traveling in various directions with relation to his line of fire.

### *Aiming Ahead of Target*

The student is seated in a pivoted plane chassis which sways at the slightest movement. It is fitted with the service ring sight, by which auto-



© International Film

Shooting clay pigeons is easy compared with calculating speed and direction of this model of a German battle-plane

matic allowance is made to put the line of fire ahead of the enemy plane, while still aiming straight at the pilot of the other ship. By aiming through the side of the rear


ring, the gunner can still aim directly at the other pilot, but is really pointing the gun ahead of the other plane, just as one can do with a wind-gage sight on a military rifle.

### *Use of Miniature Airplanes*

With the students seated behind dummy guns, the crews working the targets operate the miniature planes mounted on pedestals to simulate full-sized planes at a distance, traveling at various angles. The student becomes accustomed to laying the sight of his gun on the plane and making the allowance necessary to inflict hits.


The second stage is with actual machine-guns and ball cartridge. The guns are mounted to simulate machine-gun mounts on a plane, and the plane targets are operated by a hidden and protected crew, as in the first practice.

The guns, however, do not hit the planes, which are stationary.



Seated in a pivoted plane chassis that sways to the slightest movement, the student aviator learns the first principles of sighting a machine-gun at a rapidly moving enemy airplane

© International Film



© International Film

Practising with real machine-guns. The guns are mounted to simulate machine-gun mounts on an airplane, and the targets are operated by a hidden and protected crew

They hit a target to the right or left of the plane, the change in position of the shot group being made, of course, by the necessary "lead" to hit a fast moving plane.

The distance from the plane to various spots on the target is

known and charted out; so, with the dummy plane at a given distance and "traveling" at the angle it is given by the pit screw, the position of the shot strike on the target to the right or left shows immediately whether or not a real plane would have been hit—

whether the judgment and lead used was correct to hit.

More advanced courses include firing from a high-speed hydroplane or seased at targets in the water, and firing from planes at objects on the water to show bullet strike.

## How the Modern Grenadier Is Armed

An ancient practice that was revived by the trench fighting of the great war

**T**HE hand grenade was used by the French as early as the sixteenth century. During the present war several types of this weapon have been evolved. There are two principal types of hand grenades in use. One type is exploded by a time-fuse, the other on striking the ground or some other resisting object.

The Besozzi grenade has a time-fuse which causes the explosion of the charge of the grenade five seconds after its ignition. The free end of the fuse has a match-tip which is ignited by striking it with a ring worn on the grenade-thrower's left hand. Within five seconds after ignition, the grenade must be at a safe distance from the thrower and within the enemy's lines. The cast-steel body of the weapon is deeply grooved to assist in fragmentation.

The impact type of grenade is represented by the pear-shaped grenade shown in the middle of the accompanying picture. It has a firing lever, with a cam which holds up the firing needle when the lever is folded against the side of the grenade. The end of the lever is held in place by a strap which must be removed before the bomb is thrown.

When the grenade leaves the hand

of the thrower, the arm of the lever is swung through an arc of 180 degrees by a spring, and the cam releases the firing pin.

The ball grenade is made to explode by a time-fuse. The fuse is enclosed in a wooden tube which forms the neck of the bomb. It is ignited by

pulling out a friction pin. The soldier about to throw the grenade hooks the wrist strap of his throwing hand to the ring of the friction pin. When the grenade leaves his hand, the friction pin is jerked out, thereby igniting the fuse, which explodes the charge, usually after five seconds.




© Underwood & Underwood

The two principal types of modern hand grenades, those exploded by a time-fuse and those set off by the impact of striking the ground or some other resisting object



## Will this Invention Increase the Ship Propeller's Efficiency?



© Publishers' Photo Service


By placing a second propeller on the same shaft, an inventor expects to increase the speed of a ship without adding to the engine's burden

**T**O increase the efficiency of the ship's propeller, it is suggested by an inventor to place a smaller propeller, but with a steeper pitch, in front of the usual propeller, and on the same shaft. The smaller radius of the auxiliary screw compensates for the greater pitch, reducing the resistance to the screw.

The inventor of this double propeller claims that the auxiliary screw causes a better utilization of the engine's power. The small screw placed in front of the usual propeller acts upon the water near the shaft, where the larger screw exerts but little power. He contends that the addition of the smaller screw will not increase the burden placed upon the engine of the ship, and that, with the same motive force, it will add from 25 to 30 per cent. to the driving power of the propeller.

There is no doubt that the addition of another screw of greater pitch would increase the driving power of the propeller

a great deal, but it is by no means clear how this can be produced without adding to the burden of the ship's engines.



© Publishers' Photo Service

## Will That Shell Hit the Mark? It Depends on the Wind


**I**F you want to hit the target with a bullet, an arrow, or even a stone, you must allow for the wind. When arrows were used in warfare, the air currents were tested by experienced men, who determined the "windage" by throwing tufts of grass into the air and observing their drift.

But that is not accurate enough for the modern artilleryman. What good is a tuft when the range of fire is five, ten, twenty miles? For the purposes of modern artillery practice, a method for testing the air currents has been evolved that is thoroughly scientific and surprisingly accurate.

Small rubber balloons filled with hydrogen, and of a conspicuous red, are sent up, and their course is closely observed through the telescope of a transit instrument. The vertical rise of a balloon of that type under given conditions is known. The angle of deviation for different heights is ascertained at intervals of a few seconds. These data are carefully recorded by the observer, and from them the angle of correction is computed—that is, the angle between the true sighting line of the gun and the line in which the gun must be pointed to hit the target.



When the balloon ascends, its course is watched to learn the wind's velocity and direction



This mass of steel is to be forged into armor-plate of the best grade and used on battleships; it takes a week for such a mass to cool


## A Little Ingot of Steel Weighing 320,000 Pounds

**T**HE mass of steel shown above is known as a steel ingot, and its weight as it stands—or rather hangs suspended from a crane—is 320,000 pounds, or 160 tons. An ingot is the name given to the shape of the cold steel as it comes from the mold into which it was poured in a hot liquid condition when it left the steel-making furnace.

Sometimes these molds are long and round, sometimes they are square, sometimes they are octagonal or fluted, and sometimes they are of the shape shown—rectangular masses several feet wide and a foot or two or more thick.

It is the latter, similar to the one illustrated, which are later reheated and forged into the armor-plate, several inches thick, which is used to protect the sides of battleships. It takes a week or two for these large masses of metal to cool.

The ingot proper, or that portion which is finally used to be forged down to armor-plate or other finished forgings, is the rectangular part. The circular part, called the head, cools last, and presses down upon the lower main mass as this cools, filling up any part of this that becomes hollow.



**An Aid to School-Teachers**

**T**HANKS to the ingenuity of an American inventor, the school-teacher may utilize the small boy's energy to good purpose by allowing him to clean his eraser automatically. The essential feature is an all-metal trough into which a galvanized wire screen fits, causing the dust to fall into the dust receptacle below every time the eraser is set down.

The eraser, is held out of the dust, as is the crayon. The screen can be removed and the dust cleaned out as often as is necessary. As the trough is all metal, it cannot be marred by mischievous pupils. It holds fast to the walls without warping. The holder, which may be easily installed in any school building, is especially suitable for fireproof structures.



**Back-Yard Coal Mines**

**C**OAL shortage has no terrors for people throughout great areas of North Dakota, Montana, and Wyoming. They have coal mines in their back yards.

The largest deposits of coal in the United States are the lignite coalbeds of the Northwest, as yet practically unexploited. In western North Dakota alone the U. S. Geological Survey estimates there are 500,000,000,000 tons. The majority of farmers either have lignite on their own farms or dig their supply from a neighbor's coal vein.

**Chicago's Memorial Arch to Her Dead Heroes**

**A** MEMORIAL arch in Grant Park, Chicago, is Labor's tribute to that city's gold-star heroes. The arch was unveiled on Labor Day, when 200,000 organized workers marched beneath it and paraded through the downtown streets.

The arch is 80 feet high. It is topped by a huge golden star, and is illuminated at night by three searchlights in red, white, and blue. On the pillars of the arch are printed in gold letters the names of every battle in which American troops have fought. The names of Chicago soldiers and sailors who have died are placed upon the pylons of the arch. It was designed by A. N. Rebori.



**To Get a Realistic Snow Effect**

**A**N attractive snow-scene effect in a window can be produced with tufts of cotton strung on black thread. A striped black-and-white background makes an effective setting, and the effect is heightened by suspending the tufts and placing the threads at irregular intervals.


The scheme may be used not only in windows, but also in the decoration of banquet rooms, stages, and other places.

**A Night's Offering to Kultur**

**T**HE picture below shows a number of good reasons why the Germans were anxious to make peace. In the beginning the Hun used aerial bombs like these to strafe London and Paris, in the belief that indiscriminate murder of civilians would hasten a German victory. But gradually the supremacy of the air was gained by the Allies, and when a collection of bombs such as these represented one night's rations for one bombing squadron, Germany was forced to take her own medicine. The Allied flyers chose military objects as their marks, but the air invasion of Germany was none the less effective in calling forth the national yell of "Kamerad."

British official photograph






### An Envelope-Ejector for the Addressograph

A MARKED increase in the speed with which envelopes may be addressed by the hand addressograph is made possible by a new attachment which ejects the envelopes after they are addressed. A small guide shoots the envelopes in the envelope box as the arm is lifted, placing them in a neat pile in the desired order.

### A Hillside Cellar

W. F. HOLT, who is developing a model ranch near Los Angeles, has constructed a combination cellar and milk-house that is proving a most efficient means of practical conservation. It is built in a hillside.

The two rooms are ceiled, walled, and floored with concrete. The heavy doors are divided into upper and lower sections, and the upper halves may be swung outward, leaving screened openings. This is done in the evening, and the interior is thoroughly chilled by the night air. In the morning they are closed. By this means, the temperature is kept so low that ice is unnecessary for the preservation of milk and butter.



### Bolstering a Broken Tree-Top

WHEN the wind split the upper part of the trunk of a fine old poplar tree in Central Park, Los Angeles, it looked for a time as if the only remedy were to cut the tree down. But the city forester came to the rescue with a discarded flag-pole, which he cleverly utilized as a splint.


The pole was set securely in the ground at the base of the tree, and heavy iron cleats were bolted around the broken part of the tree. As soon as the bark has grown over the break the pole will be removed.



British official photograph

### Thumbs Down on the Pay-Roll

THE pen is not always mightier than the sword. There were many Indian troopers in the war who bayoneted beautifully, but who did not know how to write their names. This hindered them very little except when they signed the pay-roll. Here we see how they did it: with thumbprints. According to the law of thumbs, no two are alike.



British official photograph

### Germany's War on Pottery

THESE are not, as you might think at first glance, some new kind of mine, or great bombs, but merely a large collection of earthenware pots. They were originally manufactured for the arts of peace, and might have posed as models for the inanimate part of the scene in a modern conception of Omar's "A jug of wine, and thou, singing beside me in the wilderness."

But the Germans had to retreat, and, following their formula, "Smash everything you can't take with you," they destroyed the pottery factory, and sent the pots rolling over the fields, thus supplying the "wilderness" to go with the jugs.

Then came the British salvage corps, bent on saving all possible out of war's wreck, and took stock of the pots. The picture above shows members of this useful army division sorting the whole from the broken in an attempt to clean up the place which has now been made safe for democracy—and potters.



# They Brave Death for a Picture

Desperate chances taken by the flying camera-men

**T**HE life of an aviator in the British Royal Flying Corps is hazardous at all times; but there is one task that he often has to perform in which the danger incurred is perhaps the greatest of all. That task is the photographing of enemy positions from the air.

The pilot of a camera-plane must be a man who is not afraid to take any chance, no matter how desperate, in order to secure the desired photographs. His airplane is the finest of its type—generally a two-seater, equipped with a 160-horse-power engine. While not very speedy, this plane is easy to maneuver and very steady in the air. Three telephoto cameras are arranged so that they secure a triple panoramic view of the country below. The pictures are generally taken by the observer and not by the pilot. When he wants to make an exposure, the observer looks through a glass panel between his feet, which acts as a finder. The range of the cameras is really remarkable. I have seen photographs taken from a height of fifteen thousand feet which showed many details to the naked eye.

## A Flight Over the German Lines

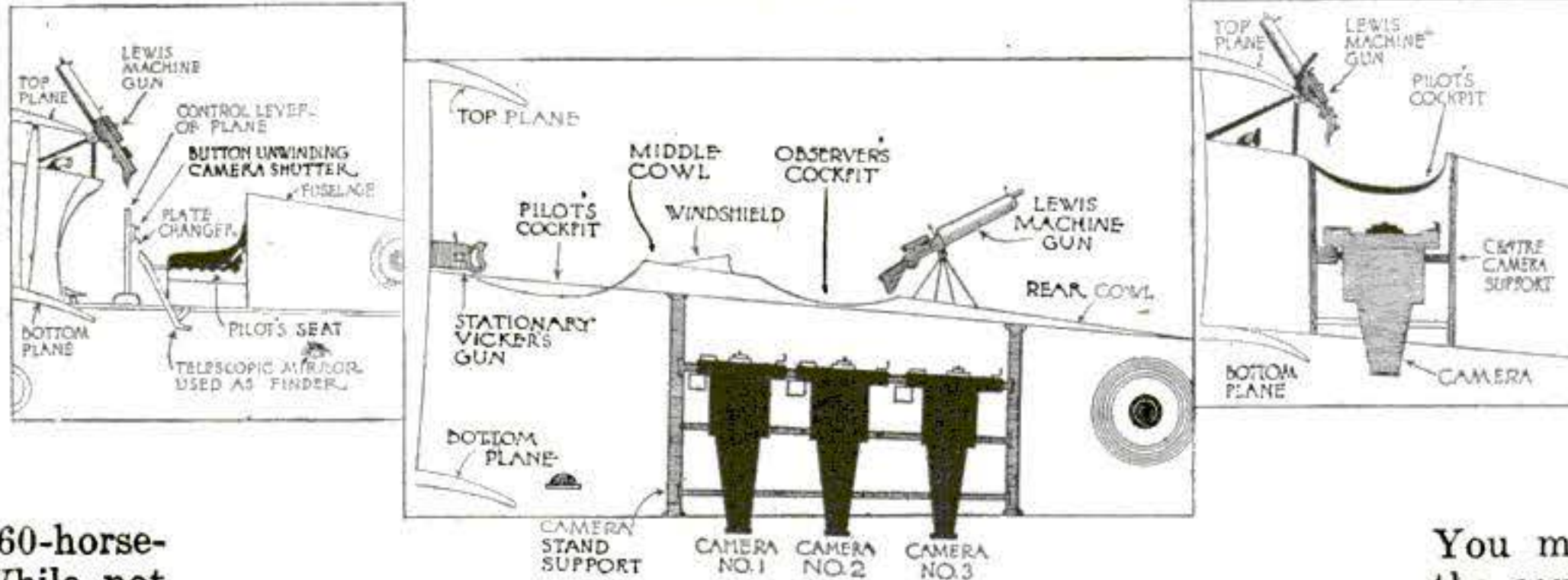
There are numerous thrills to be had on a picture-taking flight. If you will draw slightly on your imagination I will take you over the German lines with a camera-plane. Imagine that the aerodrome is somewhere on the British front in northern France, and that the camera-plane is already outside of its hangar. Attached to every squadron on active service in the Royal Flying Corps is a photographic section, which is supplied with a dark-room on a motor-




British official photograph

© Underwood & Underwood

Showing them how



Both single-seated and double-seated camera-planes are used. In the single-seater the camera is operated by the "joy-stick"; the plates are changed by the same means. A reflecting mirror constitutes the finder. Both planes are armed



© Kadel & Herbert

Gaze upon the upper picture, and then upon the lower. Both are photographs taken from an airplane. They show the same village before and after bombardment

truck. This dark-room has all the necessary accessories for developing, printing, and enlarging, and is in charge of a sergeant and five men, two of them master photographers.


The cameras receive a final inspection by the sergeant. In the meantime, the pilot and observer are marking on their maps the area to be photographed. This is going to be a long flight, far into the enemy's territory, and the camera-plane's escort of ten fast fighters are being tuned up for the trip.

You must remember that the camera-plane would be a wonderful prize for the Germans. It is the duty of these fighters to see that the precious plates are brought back safely. The weather conditions for the flight are ideal. The sky is absolutely clear.

## Protected by Fighting-Planes

It does not take the observer long to decide on the altitude for taking the photographs. He knows, of course, that he has to fly high in order to avoid shrapnel and enemy planes on patrol. The cameras are pronounced "O.K." and orders arrive from G.H.Q. (General Headquarters) to proceed at once to the desired objective. The flight commander climbs into his fighting-plane. One after another, the escort of fighters float off into the air. The last to leave the earth, the camera-plane ascends slowly and takes its place in the "V" formation.

The flight commander leads. Behind him are four more fighters. In the center of the V is the camera-plane, and bringing up the rear are the fighting pilots. Soon the planes are over No Man's Land and then over German territory. Don't think for a



The man at the left is not a pilot, but an observer. When he wants to make an exposure he looks between his feet at a glass panel that acts as a finder

When the prints are ready, a staff of experts reduce them to scale, determine where they overlap, and paste them together to form a photographic map



British Official Photograph

© Underwood & Underwood

moment that this group of machines flies level. As the shrapnel screams skyward, they commence to swoop and dodge, never for a moment, however, losing their compact formation. The pilot of the camera-plane sees by his instruments that he is up fourteen thousand feet; but even at this height the shrapnel from below tries to search him out.


Undisturbed, the planes wing their way toward their objective. It is cold at the height at which they are flying. A glance at his map tells the observer that he is almost over the territory to be photographed. Now he concentrates his attention entirely on the glass panel between his feet.

### The Germans Try to Head Off the Camera-Plane

Far below are several rivers and canals, gleaming in the sun like tiny silver threads. The pilot is watching the flight commander's plane. As he looks the signal comes, as arranged, that the squadron has arrived. Throttling down his engine, the pilot puts the camera-plane into a quick-turning, rapid glide. Down it drops into the region where the shrapnel is bursting thick and fast. Up above, where the camera-plane has left them, the fighters circle around and around, protecting the camera-plane from attack.

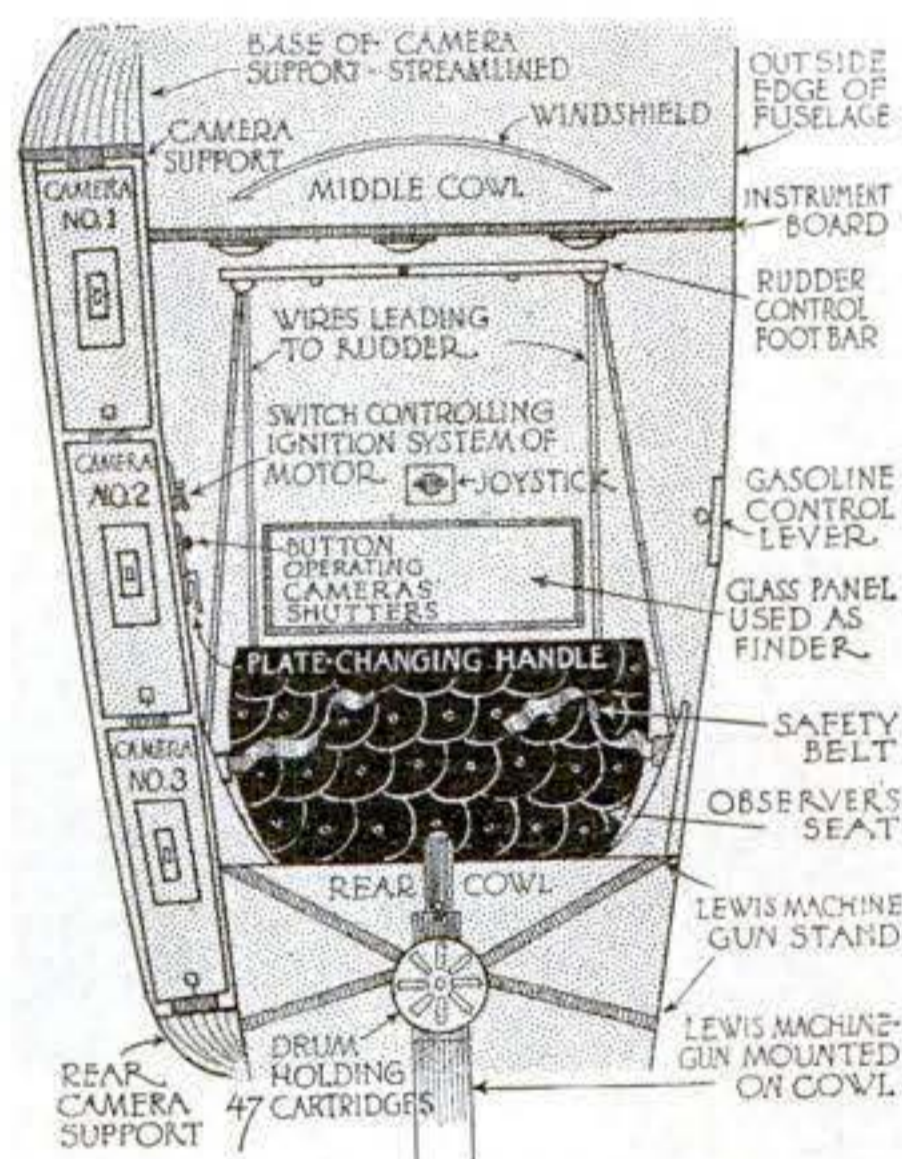
Arriving at the proper level, and utterly oblivious to the shrapnel, the pilot straightens the plane out on an even keel for several seconds. As he does so the observer presses a button which unwinds the shutters of the cameras. As each photograph is taken, and before he pushes the handle that inserts new plates, he writes the number of the slide on the map of the territory which he has just snapped. Back and forth over its objective flies the camera-plane, until the observer is satisfied that he has photographed every inch of the ground below. Then a signal to the pilot, and the big plane ascends again to the level of its escort. Once more in formation, the fliers start on their way home.

Word of the evident success of the




© Underwood & Underwood

As soon as the photographer touches ground again, he dispatches his camera to the developing-room installed on a motor-truck



Looking down on a camera-plane

raiders has been flashed to the nearest enemy aerodrome. The result is shown when a German squadron appears with the evident intention of cutting our squadron off. There is no question of



Don't think for a moment that photographing positions is as safe or as pleasant as yachting. The bullet hole tells why

dashing forward into the fight. The camera-plane, with its all-important information, must be seen safely home. The enemy squadron separates into groups of three, in an effort to lure one or two of our fighters to attack. But the formation must not be broken, and the tempting bait must be overlooked.

Nearer and nearer to the Allied lines flies the squadron, and the Germans, fearful lest their prey will escape them, swoop to the attack. Four of our planes immediately detach themselves from the convoy and engage the enemy, while the remainder of the convoy flies home with the camera-plane safely in its midst. The four planes left behind will keep the Germans busy. It is not long before the remainder of the squadron breaks formation and lands safely back at our own aerodrome.

### Developing Photographs and Making Maps

As the camera-plane comes to earth, the sergeant and his assistants dismount the cameras and hurry away to the developing-room on the truck. Here the pictures are developed. Meanwhile the observer fills in a form, which is then sent to the sergeant to be forwarded to G.H.Q. with the finished prints. These prints, by the way, are finished in a little more than an hour after the plates are received. The moment they are ready, they are dispatched to G.H.Q., where a staff of experts reduce them to scale, determine where they overlap, and paste them together on the photographic map.


This great map has to be correct to the minutest detail. In order to keep it so, several small squadrons go out during the day, watching for changes over the enemy lines. The camera-plane of this small squadron is only a single-seater, equipped with one camera. An interesting feature of this plane is that the camera is operated from the "joy-stick" (control-lever) of the plane, even the changing of the plates is accomplished by the same means.

# Yes, Santa Got Safely And with Some Delightful

Dominos printed on cards are easy for little hands to manage



In verse and picture this book tells her the story of electricity



These lucky children have a modern toy town, with street-cars, water-works, and "everything" run by electricity




Colored clay that doesn't need wetting delights the budding sculptor




With the bathtub posing as the ocean, children get fun and instruction from this realistic swimming toy



The new velocipede is strong and like a bicycle in design, with steel spokes and ball bearings



This thirteen-year-old is his own Santa Claus: he has built a clockwork submarine that will actually run under water



This submarine "kiddy-car" carries a full magazine of happiness and sinks nothing but dull care




He is learning word-building with blocks that can be set up on bases, sign-board fashion




When the rider mounts this hobby-horse, a spring gives it all the action of trot and gallop

# through the War Zone Excuses for Christmas Giving

This pistol fires coins, and a bull's-eye means another nickel in the bank



Cleanliness and art meet in this soap with ineffaceable pictures



A modern version of the old bean-bag game, with small shot-bags to release the beans for the table



A real player-piano in miniature delights the children—when the older folks will stop playing it long enough to give them a chance. The perforated rolls are run through the machine by turning a crank, and operate on the principle of the music-box



A nine-hole table golf course that is an improvement on the once familiar tiddledy-winks



Teaching the young idea to shoot with an unbreakable all-metal bow




There is endless fun for a boy in this boomerang device, which shoots a metal ring a considerable distance, and at the same time gives it a "reverse English" that causes it to return to the shooter



It needs the vivid imagination of children to detect the resemblance between this toy vehicle and an airplane

Should a submarine come down the street, this chaser will go into action at once




# Going Motoring for Gold

COME now the automobile Argonauts, who make of treasure-hunting a picnic and pay the expenses of their holiday outings with the gold they glean so easily. This is in southern California, where "color" can be obtained in the sand of every mountain stream, and Sunday motoring parties have learned to take advantage of the opportunity to pick up pin-money and let the earth yield the cost of their tours. Within twenty-five miles of Los Angeles are the mouths of many great canyons, with trout brooks comparatively rich in placer, notably the San Gabriel, Santa Anita, Topanga, Pacoima, and Big Tejuanga.

In the last, twenty-three miles from the city and within a hundred yards of an automobile drive, is a favorite spot where anyone who understands panning can readily wash out two or three dollars' worth in half a day, and stand a good chance of finding single nuggets worth five dollars or more; and here all summer Lewis W. Cubbison and his family, who are residents of Los Angeles, have made almost weekly trips and more than defrayed their expenses with the proceeds.

The expenses of their Sunday outing are paid with gold from the river



Within twenty-three miles of a city and just off the highway, she pans three dollars' worth of gold in half a day

Sometimes they take a tent along, and remain several days. Three members of the party do the panning, while a fourth takes care of the camp, which is supplied with fine trout from the creek. Mrs. Cubbison has become an expert at getting the yellow flakes out of the sand. On the whole, they have found the canyon so pleasant and profitable that Mr. Cubbison is considering permanent location there.

This place, like the others named, is in the Angeles National Forest, and open to everybody. The canyons have a large output of gold to their credit in years gone by, and big future strikes would not be surprising.

Sometimes the Cubbisons pick up burros, always available in these canyons, and make prospecting excursions far back in the high mountains.

## Burbank Steps Forward with a Super-Wheat

AMERICAN wheat is one of our most important fighting assets. "Food will win the war." (You've heard the slogan before.) Of course, meats, fats, sugar, and leguminous foods, like beans, peas, and lentils, rich in muscle-building material, are also necessary; but nothing can take the place of wheat as a staple food. If grown in cold climates, it contains about 10 per cent of gluten, its most valuable constituent; if grown in hot climates, as much as 15 per cent.

Now comes Luther Burbank to the fore again. After experiments extending over eleven years, he assures us that he has evolved a "super-wheat" containing an unusually high percentage of gluten, and so sturdy that it may be grown anywhere from Labrador to Patagonia. Burbank's wheat resembles the prize-winning "Marquis," but has very large white, flinty kernels.




Luther Burbank says this wheat will grow anywhere; its food value is high

The new wheat is an exceedingly early grain—the earliest of some four or five hundred varieties which Burbank has been growing. He has tested it by comparison with sixty-eight of the best wheats of the world, and finds it superior in yield, uniformity, and all other desirable characteristics. It grows vigorously to a height of four feet on good ordinary soil, and thrives in almost any but the most extreme climates. On average valley soil, without special cultivation, care, or fertilizing, it produced in the past summer 49.88 bushels an acre.

Like all other wheats grown in California, the new wheat is a winter wheat. It was tried for baking bread, and the results of the tests were highly satisfactory. The loaves were of good color, texture, and taste. A high percentage of gluten in bread is of importance, because the food value of the bread depends upon it. Gluten has a high food value, and contains from 15 to 18 per cent of nitrogen in addition to carbon, hydrogen, oxygen, and sulphur.





## What Four Years Have Done for Flying

**N**OT one of the four types of airplane shown here was in existence at the outbreak of the present war. Army officers knew that the flying-machine would play some part in the war—but what part? No one divined that machine-guns would be fixed in position and fired through propellers;

that speeds of 150 miles an hour would be about right for a fighter; that machines would be developed for special purposes—bombing, artillery control, fighting, etc. Four years of warfare have done more for the development of the flying-machine than ten years of peace-time discussion

# Making a Newspaper

By means of raised dots and lines news of the world is conveyed




Once the story of what was going on in the world had to be read to her; but now this newspaper—printed in Braille with maps which her sensitive finger-tips can read easily—brings her the latest news of the tremendous changes taking place in Europe



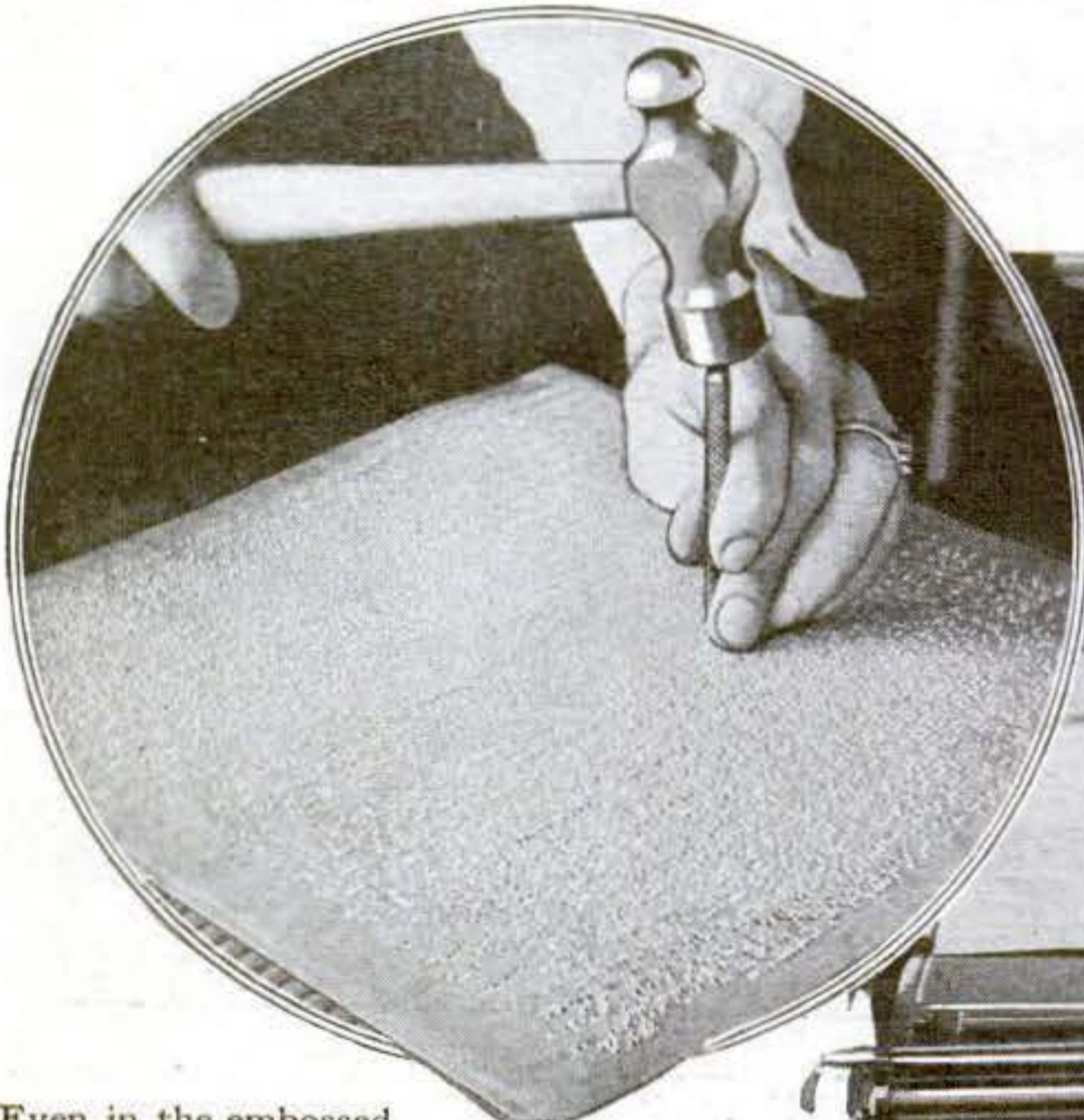
The machine that makes the forms from which maps are printed has eight dies, which, used singly or in combination, produce almost any sort of embossed lines. The map is that of the north polar region



The typewriter for the blind has only six keys. Used in different combinations they emboss the desired characters of the alphabet in groups of raised dots on the paper. In this respect the mechanism of the machine very closely resembles that of the ordinary business typewriter




In printing, the reading matter is embossed on two thin copper plates at a time. The paper on which the impressions are made is placed in the press between the two plates and subjected to high pressure



Even in the embossed newspaper, typographical errors will occasionally creep in. The embossed pages are read by a blind proofreader for errors in spelling or punctuation, and corrections are made by smoothing out the plates where the errors are and punching in the corrections by means of several suitable tools

The copper forms on the two cylinders of the printing-press must register very accurately to give clear and sharp embossing on the sheets of moist paper placed between them



# for Sightless Readers

embossed on manila paper, the  
to the finger-tips of the blind

The revised Braille alphabet, which is used in this newspaper for the blind, consists of a combination of six dots arranged in two parallel vertical rows. The system also has special characters

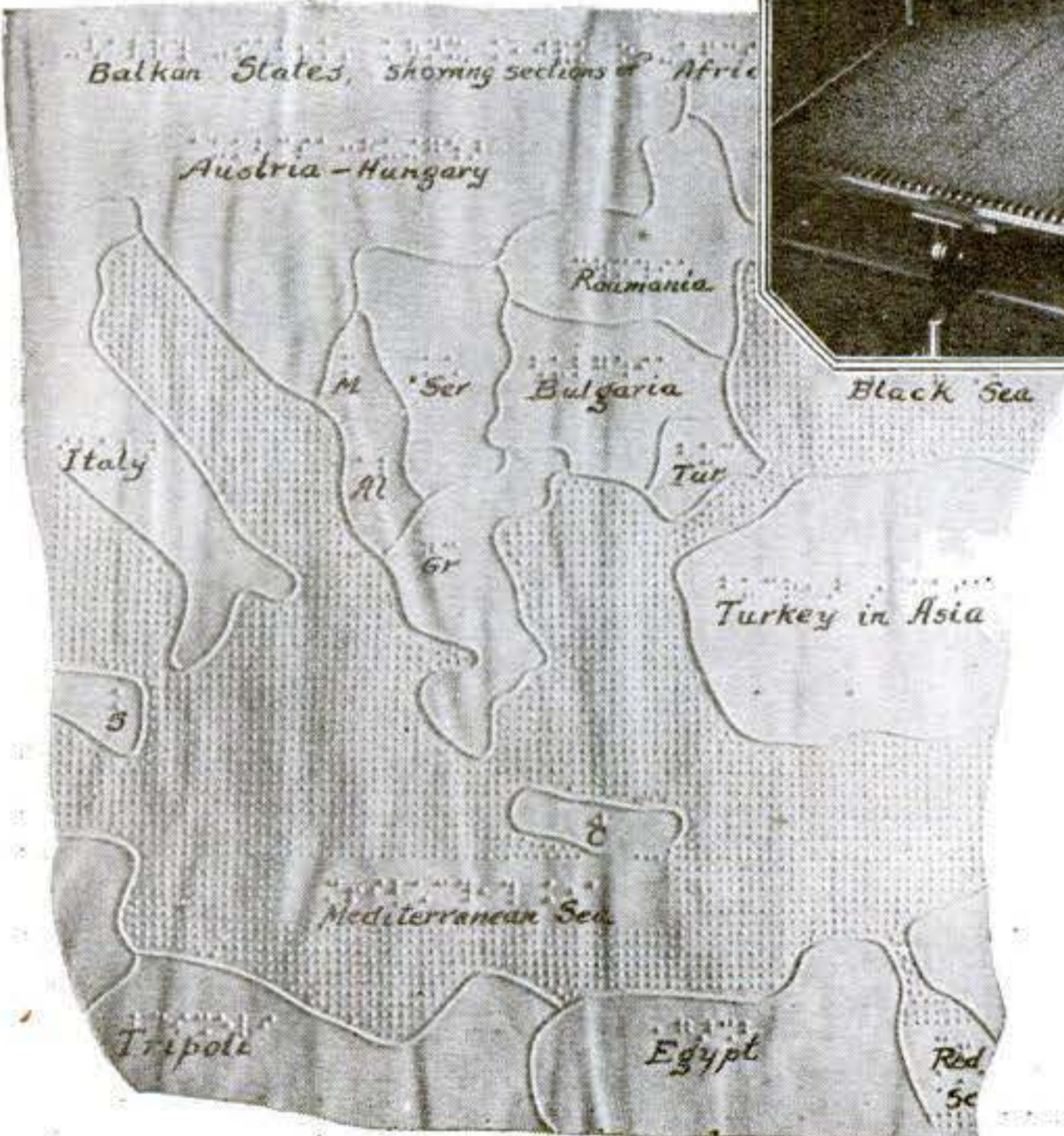
ALPHABET	a	b	c	d	e	f	g	h	i	j
NUMERALS	1	2	3	4	5	6	7	8	9	0
WHOLE-WORD	a	but	can	do	every	from	go	have	just	
Line 1	⠁	⠃	⠉	⠇	⠑	⠑	⠑	⠑	⠑	⠑
ALPHABET	k	l	m	n	o	p	q	r	s	t
WHOLE-WORD	knowledge	like	more	not	o	people	quite	rather	so	that
Line 2	⠅	⠇	⠏	⠎	⠕	⠏	⠏	⠏	⠏	⠏
ALPHABET	u	v	x	y	z	ç	é	à	è	ù
WHOLE-WORD	us	very	it	you	as	and	for	of	the	with
PART-WORD						and	for	of	the	with
Line 3	⠥	⠦	⠨	⠮	⠵	⠨	⠨	⠨	⠨	⠨
w, etc.	â		î	ô	â	é	ï	ü	ö	w
WHOLE-WORD			shall	this	which			out		will
PART-WORD		gh	sh	tb	wh	ed	er	ou	ow	
Line 4	⠠	⠠	⠠	⠠	⠠	⠠	⠠	⠠	⠠	⠠
WHOLE-WORD					en					in
PART-WORD										in
PUNCTUATION		:	:	:	:	:	:	:	:	:
Line 5	⠆	⠆	⠆	⠆	⠆	⠆	⠆	⠆	⠆	⠆
PART-WORD										
HYPHEN, ETC.										
Line 6	⠨	⠨	⠨	⠨	⠨	⠨	⠨	⠨	⠨	⠨
fraction line										
numeral sign										
accent										
italic sign										
letter sign										
capital sign										



Before the sheets of manila paper are run through the press to be embossed they are sprayed with water. Because of the great strain it must bear, only paper of a very tough quality can be used



The sheets of which the newspaper for the sightless is composed are assembled by blind workers. Each pile contains copies of one sheet, and the piles are arranged in numerical order. The workers walk around the table, taking one sheet from each pile in proper order. Each set of sheets is then fastened together with wire staples by a special machine before the newspaper is sent out to its blind readers

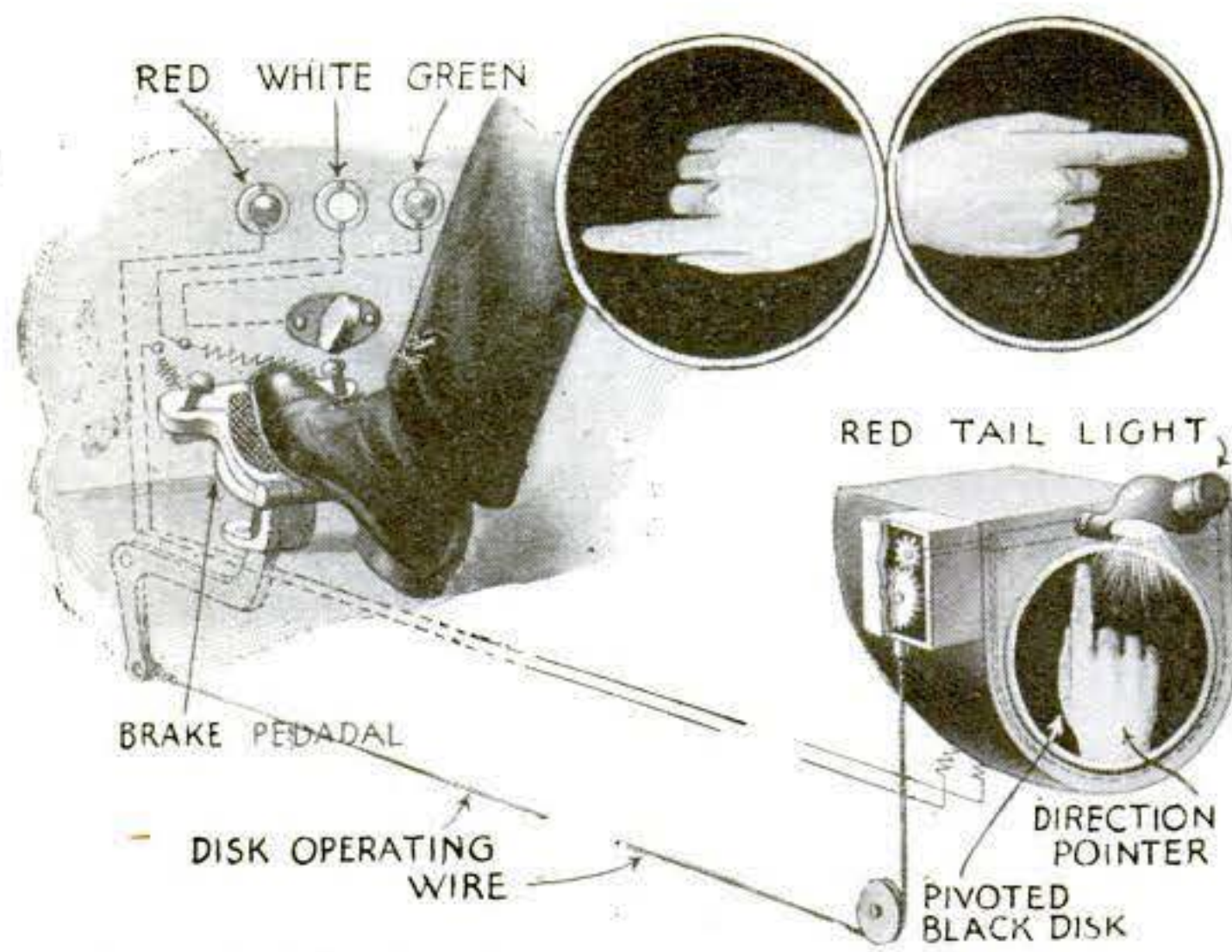


The dots of the Braille alphabet are punched into thin copper plates by a machine greatly resembling a typesetting machine. One of the plates serves as the stamp, the other as the die in the embossing. They register perfectly, being made by one operation



Here is a war map of the Balkan States and of Asia Minor as it appeared in the newspaper for the blind. For obvious reasons, the minor details of contour are omitted

When the embossed sheets come from the printing-press they are still wet, and they are dried on racks before they are assembled in the final form



When the driver presses a foot-pedal, the hand points the way the car will turn

### For the Driver in the Car Behind

NOTHING except the movement of the driver's foot is required to operate the automobile direction signal recently invented by a Maine electrician and shown above. The device is automatic in action, being set in motion each time the car's foot-brake is applied. It consists of an illuminated rear-end signal carrying a white pointer hand on a black background; a special foot-brake pedal; a coil of wire attached to the brake mechanism to revolve a drum in the rear signal casing, operating the pointer hand and electro-magnetic buttons on each side of the pedal, which moves the pointer hand to the right or left to show the direction in which the car will turn.


When not in use, the hand is swung toward the front of the car out of sight from the rear. When the brake-pedal is depressed to slow down the car, the wire attached to the brake mechanism operates a small spring-driven drum to turn a shaft inside the signal casing, so that the hand becomes visible from the rear.

There is a switch to light the signal at night.



**B**ECAUSE of the numerous accidents resulting to motorists by reason of failure to see embankments or curves in the road, the Automobile Club of Southern California is placing large reflecting danger signals throughout the State.

They show a beam of red light the instant the head-light of an approaching automobile falls upon them. The glass over the danger signal is clear around the edge and red in the center.



This is an apparatus for testing the efficiency of motor-driven automobile horns


### Picking the Longest-Winded Auto Horn

**T**YPICAL of the pains taken by automotive engineers to insure the most efficient design of even the smallest unit is an experiment made recently in selecting a motor-driven warning signal. Fourteen horns, two each of seven different makes, were packed together in a box filled with excelsior to deaden the noise.

Two large wooden pulleys were arranged so that one was driven by an electric motor and transmitted power to the second pulley by a belt. On one side of the second pulley was a strip of brass, semicircular in shape, which served to "make and break" the circuit that operated the horns.


The pulleys revolved at a rate that blew all the horns at once seven times a minute. Each time the circuit was closed for about four seconds, approximately the average length of warning signal the motorist gives. The horns were "tooted" ten hours a day.

The first to give out quit in sixteen hours. One after another, they became silent until the last one quit after sixty-eight hours, or a total of 28,560 "toots."




© Kadel and Herbert

Recently the Morristown and Erie, a small connecting road in New Jersey, has been trying out a forty-five-horsepower motor-truck with a carrying capacity of twenty-eight passengers, with good results



It usually takes two or more men to operate a so-called one-man automobile top; this can be managed by one



You do not need a magician's wand to turn your roadster into a touring car or a truck if it is equipped with this device

## An Automobile Top Operated by the Engine

**A**N idea for a mechanically operated automobile top is shown above. It is operated by power secured from the car engine, and is based on the lazy-tong principle.

It consists of a vertical rack provided inside of the body at the extreme rear of the car. This rack is moved up vertically out of its compartment by means of two shafts and bevel gearing from power taken off the car engine through a meshing pinion set. The stop forces the lazy-tongs to extend forward until they reach the wind-shield side-bars, where they are attached, the tongs themselves forming the framework for the top material, which is folded up as the tongs are drawn close together before lowering the entire device into its compartment.

## Roadster, Touring Car, and Truck, All in One

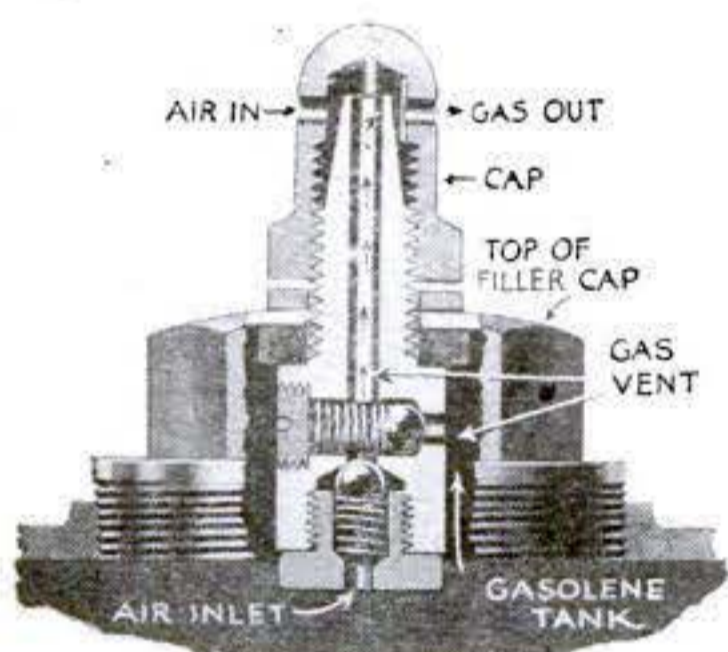
**T**HE versatile folding-bed of the end of the nineteenth century is beaten to a frazzle by a recent invention in the automobile line. Charles J. Carlson, a citizen of Montana, has contributed an invention for changing an ordinary roadster into a touring car with baggage attachment, or into a truck.

When the car is to be used as a roadster, the rumble seat and truck body are folded up in the rear of the roadster seats. To convert the roadster into a truck, the rumble seat is left in its folded position, but hinged side pieces and an end piece are swung in position, so as to form a box for receiving the load. To convert the roadster or truck into a touring car, the rumble seat is unfolded on top of the box body.

## Ingenious Coal-Gas Motor Tank

**I**N Great Britain the development of the use of illuminating gas as fuel for motor-cars has been along two distinct lines: in flexible bag containers, and in comparatively small tanks capable of carrying the gas under small volume but at high pressure.

The tendency seems to be swinging toward the small, rigid tank. The tank here illustrated is light and yet small in size, and is capable of withstanding a pressure of from one to ten thousand pounds per square inch in a tank six inches in diameter. This is made possible by using two cast-steel ends and winding the tank in two layers of spirally wound steel tape in much the same manner as guns are wound. The longitudinal strength against rupture is secured by lengthwise wires of high tensile strength between the two ends of the tank, which are closed by steel-domed caps with expanding joints.




In these days of gasoline shortage, it is well to prevent the smallest leaks

## Seal the Gasoline-Tank

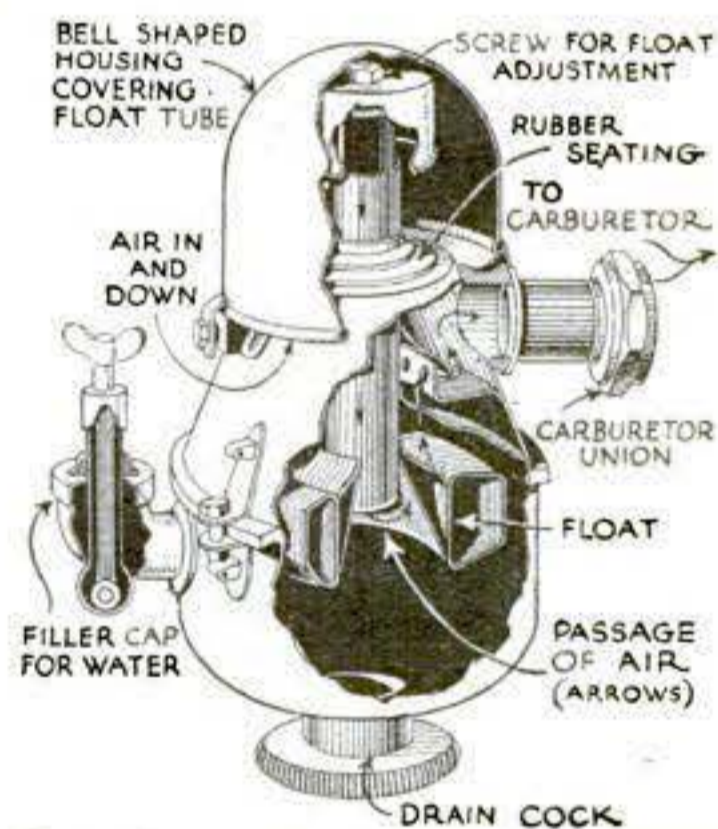
**H**AVE you ever looked at the filler cap of your automobile after a long trip through the country? If so, you undoubtedly found some moist dust around the cap. This was caused by an apparently small leakage out of the small vent-hole in the cap. Did you ever figure out how much gasoline was wasted by this seemingly small leakage?

Through tests conducted at the Armour Institute of Technology, a Chicago concern found that from five to eighteen per cent of the gasoline in your car is lost through evaporation and spillage, and it is now marketing a simple gasoline tank seal.

The seal permits the entrance of air into the gasoline-tank to replace the gasoline drawn out to the carburetor, but prevents the flow of gasoline out of the filler cap, either through spillage or by evaporation.



This coal-gas tank for motorcycles, etc., now being used in Great Britain, is the invention of S. J. Murphy, of Laurence Gate, Ireland

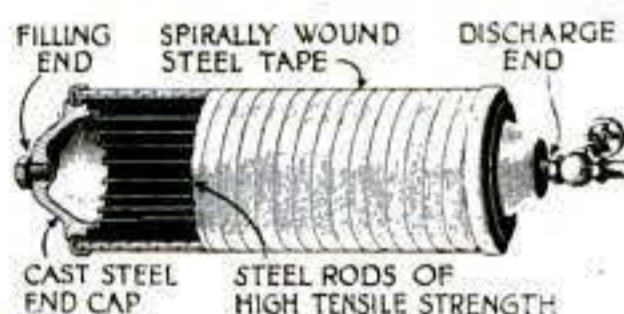


Dust is kept from the carburetor by this new type of air cleaner

## A Dustless Carburetor

**I**N no part of an automobile or a tractor are surfaces so highly finished as they are in the engine. Between the piston and the cylinder wall a space no wider than the thickness of a hair is left—a space that is filled with a thin film of lubricating oil so as to produce a perfect seal. The efficiency of the engine depends in a large degree on the excellence of the fit between the piston and its cylinder. If the metal should be scratched there is bound to be trouble. In a traction engine it is easy enough for dust to find its way into the carburetor and eventually into the cylinder.

An English firm has brought out a new type of air cleaner. Air is forced to pass through a water seal before it reaches the carburetor, and all dust is strained out.



# Soldiers of the Saving Line



© International Film

An army may lay waste a country, but it wastes nothing itself. When it breaks camp, every scrap of material is gathered up. Here soldiers are collecting old wire, boxes, and oil-cans

British official photograph


Even on the battlefield the salvage work goes on. No sooner has the attack been driven home than squads are sent out to collect the equipment of those who have fallen in the fight

Troops for overseas get new outfits. Their discarded equipment is carefully collected and sorted. Shirts, socks, and clothes are repaired and put to use again

© International Film



The track of the retreating Germans was often marked by the wreckage of villages and homes. This salvage corps man, working within sound of the guns, is sorting and tagging the pathetic debris



© International Film

Currycombs, buckles, blacking-brushes, scrapers, and fly-killers were among the spoils left behind when the 76th Division went abroad. But not even an old tin can went to the rubbish heap—in army camps there isn't any such animal. Instead, down to the last fly-swatter, the cast-offs were picked up and listed by the station junk corps





British official photograph

This is an engine of war, but it belongs on the saving, not the firing line. It's a big straw-baler, and its business is to rebale straw on which potential heroes once slept—the heroes having gone to fight and the straw being needed for mattresses for the rookies



© International Film


# Making Crippled Planes Fit Again



One of the store-rooms in which spare parts are kept ready for the demands of the airplane doctors

An airplane's flying life, even if it escapes accidents, is only about two weeks; therefore the repair shops are bustling places


Photographs © Underwood & Underwood




A hurry-up job on the fuselage. The repair corps' slogan is "Make 'em fit quick"




A single fast dive means taking apart the engine to clean out the soot



Testing an engine salvaged from a damaged plane. The engines have to be dismantled after every eighty hours of flying



A badly crippled airplane arriving at a repair depot. The engine alone is worth at least \$5000. New machines are built from salvaged parts



This one-man tank, its inventor claims, can travel over land or sea, through sand or snow; the air is not included in his claims

The shell that smashed this tank cut a window opening for the Tommies who turned the monster into a snug hut

## A One-Man Hand-Powered Tank

THE one-man tank above was recently patented by John Baptiste Felicetti, an Italian residing at Philadelphia. In outward appearance it resembles an Egyptian mummy-case on wheels. The shell of the tank, of bullet-proof steel, conforms to the shape of the prone body of a man. On top is a hinged double door through which the soldier who is to occupy the tank enters. His body rests upon a hammock suspended from cross supports; his feet work the pedals of the steering-gear.

The mechanism for propelling the tank is rather primitive. On each side is a long lever with a handle on the front end and a spade-like pusher at the rear end. The man in the tank pushes the spade end into the ground, and propels the tank by pulling on the handles of the two levers. The armament consists of a machine-gun resting upon a swiveled support.

The inventor claims for his vehicle that it "can travel over land, sea, snow, and sand, or through water and mud." How did he overlook the air?

## It Nipped Its Way through Wire Entanglements

THE combined length of the wire entanglements used in the war amounted to many thousands of miles. These wire protections proved to be highly effective as a weapon of defense, a sufficient reason to stimulate the ingenuity of inventors to devise some equally effective method of combating and overcoming this protection, without resorting to prolonged artillery fire.

Some of the earlier contrivances were so elaborate that they were unwieldy and an easy target for machine-guns and heavier artillery.

One of the simpler and more satisfactory devices, developed by the French, is a shield of steel, bent so as to protect the head of the wire-snipping soldier in front and on top. It is attached to the axle of two hollow wheels filled with sand to give them greater weight. The soldier using the device crawled toward the enemy's entanglement in the old Indian way, pushing the shield forward as he progressed. When he reached the entanglement, he thrust his wire nippers through an opening in the front of the shield and cut the wires.

The device is small, inconspicuous, and very effective.



Protected by this shield against rifle and machine-gun bullets, they cut barbed-wire fences

## How Are the Mighty Fallen!

ONE of the characteristics of an army is to make use of the very wrecks that war causes. A bullet-pierced helmet becomes a decorative flower-pot in the back area quarters of some garden-loving soldier; a discarded canteen is the "makings" of a trench banjo; a wrecked automobile forms the groundwork of a Red Cross hut; and even the once mighty tank pictured here was turned into a cozy home for Tommies after a German shell had ended its fighting days.

This particular tank is one of the earlier types—great, heavy monsters that did wonders at first, but were too slow-moving to escape artillery fire; a direct hit usually put them out of action. The shattered side of this one, which makes a window for the improvised dug-out, is eloquent testimony as to what happened to tanks that couldn't dodge and twist through the enemy's fire.

The Tommies might be very happy in their bullet-proof house, but the sight didn't please the men higher up. As a result, the "whippet" tanks were evolved—little fellows that could maneuver with all the agility of their namesake, and that didn't stay in one place long enough to give the artillery a chance at them. They quickly replaced the heavier early types for most work, and soon swarms of them were leading the attack and clearing the road for the infantry. Their efficiency helped to hasten the end of the war.

Photographs © International Film Service







## New Stars—What Are They?

A bright star suddenly flares up—  
why? Perhaps two stars collided

By Ernest A. Hodgson

THE stars, shining above us night after night, have changed little since mankind has lived on the earth. Many of the brighter ones bear names given them by the astronomers and astrologers of thousands of years ago. The constellations were arranged as they are to-day when the builders of the Pyramids observed them from those vantage points. So it is a rather startling phenomenon when a new star takes its place among the well known ancient configurations.

On June 8th last it was announced by Harvard that a new star had appeared in the constellation of Aquila. Harvard acts as the central bureau for sending out information about new discoveries to the astronomers of this continent. All new discoveries are reported to Harvard, and announced through its list of observatories. On the 7th of June there was a star in the position indicated, for it appears on some photographs taken then. Indeed, it appears on a photograph taken at Harvard in 1888 and in many others made since. But it was a star so faint that it could not be seen, except with a good-sized telescope.

### It Seemed About to Outshine Sirius

On the 8th of June the new star blazed up until it was of the first magnitude. By the tenth it was almost as bright as Sirius, the Dog Star, and for a time promised to deprive it of the distinction of being the brightest star in the sky.

Sirius is about four and a quarter times as bright as a first-magnitude star. The title was quickly restored to Sirius, however; for in a few hours the new star was fading, and by the night of the 13th it was just first magnitude again.

### There Are Many Wonder Stars

Since then it has continued to fade, with slight periods of recovery every ten days or so. By the middle of September it had become a good test of eyesight to find "Nova Aquilae," as it is called. By the time this article is published it will probably have become a telescopic star once more. But we shall not be able to tell; for by that time it will have passed, together with the other summer stars, and will be in the sky only during the day.

This Nova, although it is indeed a wonder star, is only one of many. Most Novae are discovered only by means of a painstaking study of star fields, photographed night after night. They are not noticed, for they do not

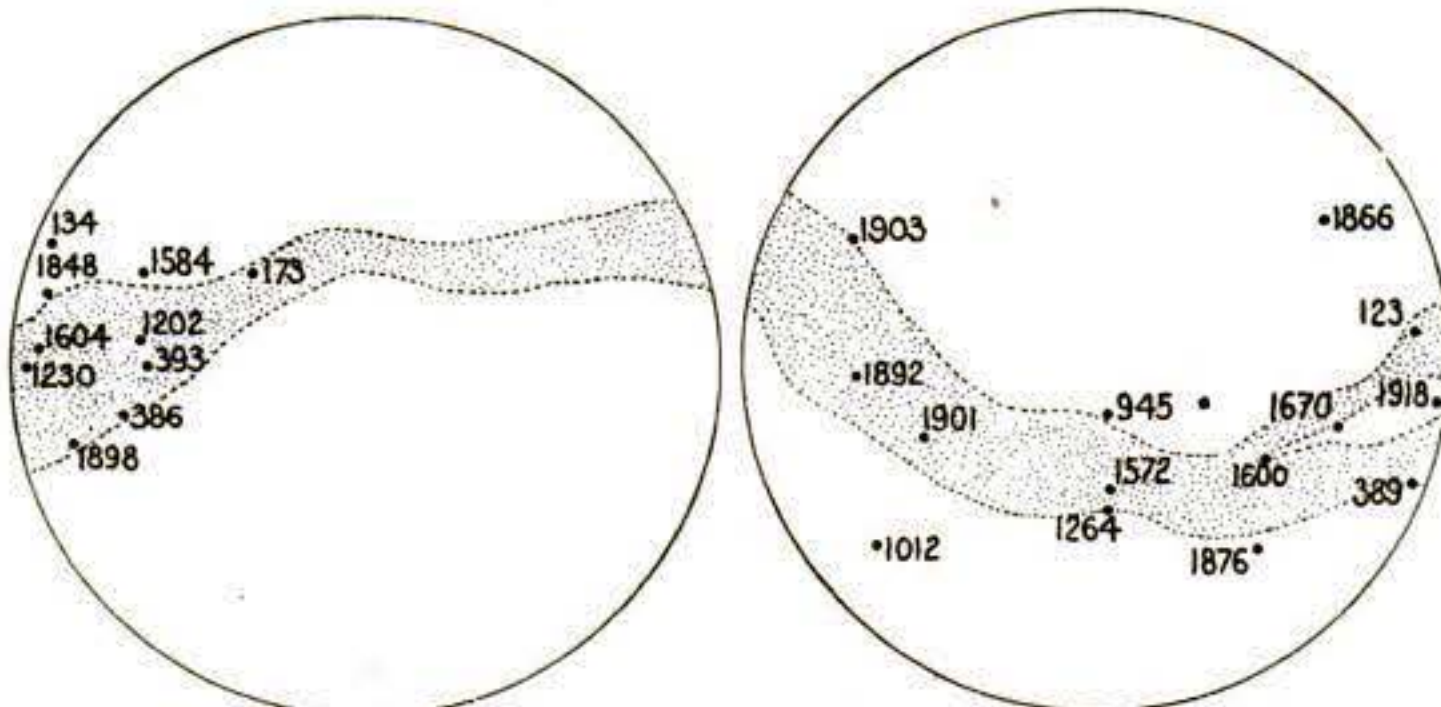
become very bright—a large majority scarcely becoming visible to the naked eye at their maximum. Almost all the Novae, and practically all the visible ones, have appeared in that part of the sky known as the Milky Way.

Of the bright Novae, the one that has been studied most completely is that which appeared in the constellation of Perseus on February 22, 1901. This Nova became two and one half times as bright as a first-magnitude star within the space of a few hours. It then gradually faded, passing through many oscillations of about a magnitude, and finally dying away to a faint star once more.

### Getting the Ranges of a Star

The distance of Nova Persei was finally computed. The method that astronomers use is, in theory, exactly the same as that followed by gunners who wish to measure the distance to a certain target. Their range-finder is provided with two prisms, which take the light from the two ends of a certain measured distance *AB* (page 32) in the instrument itself. The angle at *A* or *B* can be measured, and this angle, together with the distance *AB*, will enable them to find the distance *OX*. In the case of the range-finder, calculations are avoided by calibrating the instrument.

In determining the distance of a star, the line *AB* must be very long. The distance chosen for a base line was not a mile, or a thousand miles, or even the



Most new stars appear in or near the Milky Way. Here we have plotted the principal new stars that have been observed and the dates when they were seen

diameter of the earth; all these would be much too short. What they do use is the axis of the ellipse traversed by the earth in its journey around the sun—a base line 186,000,000 miles long. Observations are made six months apart, when the earth is first on one side and then on the other of its orbit. Even with this enormous base line, the angles, determining the distance of Nova Persei, were so small as to require great care and delicate instruments to measure. It was found that the Nova was so far away that light, traveling 186,000 miles a second, would require about 300 years to reach us from the star. So, although it was seen as a Nova in 1901, it really burst out into brightness about the year 1600.

### Photographing the Stars

Probably the most interesting thing discovered about Nova Persei was discovered by means of photographs taken six months after it first appeared. These photographs were made by astronomers who carefully kept their telescopes pointing on the same point for hours at a stretch, following the star as it passed across our sky throughout the night. The light from the faint star was thus able to hammer away, so to speak, for all this time, impressing itself on the photographic plate.

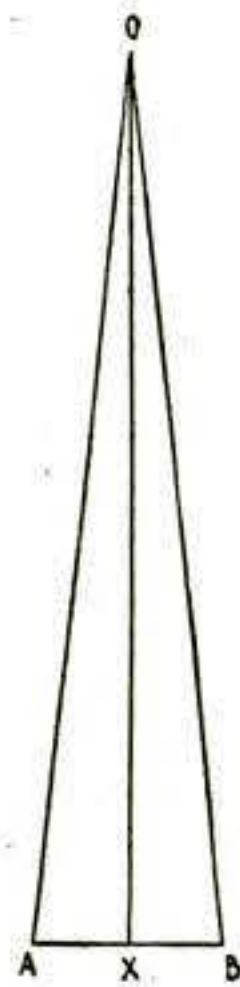
The results showed that the Nova was apparently becoming surrounded with nebulous, cloudlike matter, which was passing farther and farther outward from the body of the star. Calculations showed that if this were being shot out from the Nova, it must be passing outward at about the speed of light. It has been suggested that the nebulous matter might have been there all the time, but that the light from the blazing up of the star had just reached it.

### Sifting the Light of the Stars

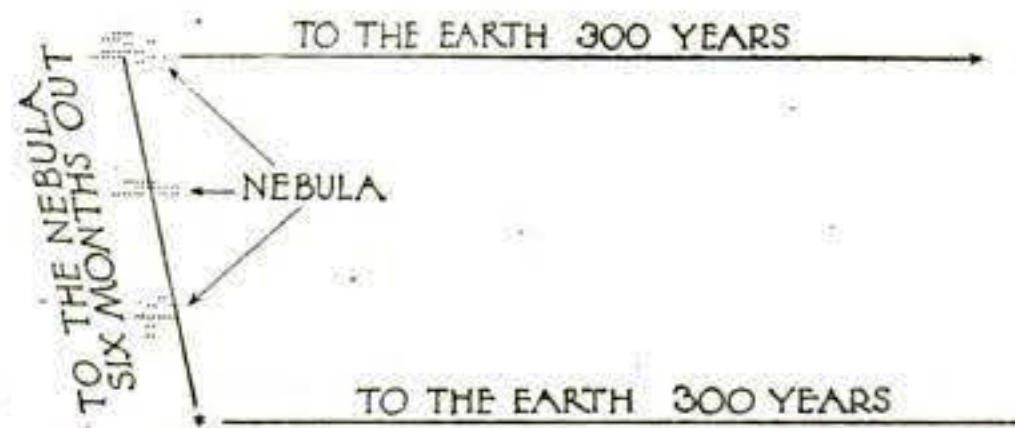
If we look at the diagram we shall see what was meant. The light direct from the star reached us in about 300 years. That which went out to light up the cloudy material progressed outward for six months, traveling in that time about 3,000,000,000,000 miles. Then it was reflected toward the earth by the nebulous material, and took, of course, 300 years to reach us, arriving six months after the light direct from the outburst. And yet, so far away

was the Nova and its giant cloud that the whole appeared as a tiny speck, too faint to be seen except by a long exposure of the photographic plate, aided by the great light-gathering properties of a large telescope.

The photographs that appear on this page show what happens if we separate the various colors of light that come to us from the star, by means of a spectroscope,



How the distance of the earth from Nova Persei was computed



The light direct from the new star (Nova Persei) reached us in about 300 years. That which went out to light up the cloudy material progressed outward for six months, traveling in that time about 3,000,000,000,000 miles. Then it was reflected toward the earth by the nebulous material, and took, of course, 300 years to reach us, arriving six months after the light from the first outburst. And yet, so far away was the Nova and its giant cloud that the whole appeared as a tiny speck too faint to be seen except by long exposure of the photographic plate, aided by the great light-gathering properties of a large telescope

spectra show that the star changed color from day to day. Dark lines indicate the absence of certain colors, and show that the substances which, in a state of incandescence within the star, would produce those colors are present in a cooler, gaseous state outside the star.

It will be noted that the spectrum of June 10 shows more dark lines than the one of June 9. This shows that the source of light was stronger, but was still shining through a gaseous envelope which was cool, compared with the center of the star. By July 30 the dark lines had almost disappeared and bright bands alone remained, indicating that the Nova was then heated throughout. The intensity of the light, however, was less, showing that the temperature as a whole by that time had fallen. This order of change in spectrum is characteristic of Novae in general.

### Several Explanations

There are several explanations of the cause of these strange outbursts. One is that the star, as it traveled through space, ran into a mass of nebulous matter, which caused it to glow. This explanation, while it satisfies many of the observations, is difficult to accept; for the nebulous matter would need to be very dense to cause such an increase in tempera-

which is practically a light sieve. If all the light were, say, one shade of blue, there would be only a blue line showing. If all the shades of all the colors were present, we would call it white light, and the spectrum would be continuous from red to violet, as it is in the rainbow. The red light lies to the right-hand side of the photographs. These



The spectrum of Nova Aquilae on June 9, 1918



The spectrum of Nova Aquilae on June 10, 1918



The spectrum of Nova Aquilae on July 30, 1918

These three photographs of the spectrum of Nova Aquilae, which were made by W. E. Harper, of the Dominion Astronomical Observatory, Ottawa, Canada, show how remarkably swift are the changes that take place in a new star. The straight lines and bands are produced by the glowing elements in the Nova. The same line or band always appears in the same relative place. Hence, as it disappears or becomes more intense we have unmistakable evidence of a great chemical change

ture, and it would need to be very small in area to account for the short time the star remained at its maximum. Another explanation is that the Nova collided with a dark star, the collision resulting in the enormous heat which caused the star to become gaseous and expand. It then cooled off gradually.

### That New Dark Star

One aspect of this theory is interesting to us. May not a dark star even now be approaching, and about to collide with our sun, causing an outburst which would destroy the earth at once?

It may happen. Who can tell? But before it does a "new star" will appear in our sky—this dark star illuminated by our sun just as our moon is.

This star will slowly approach a maximum, however, and other phenomena connected with it

would enable astronomers to predict "the end of the world." We would have ample warning years before the collision.

But this collision theory does not explain the fact that the glow passes through other smaller maxima as it

dies away, and it has furthermore been calculated that there would have to be about four thousand times as many dark stars as there are bright ones to account for the number of Novae that have been seen—a rather difficult thing to believe.



This is a photograph of the nebulosity around Nova Persei, made by Yerkes Observatory. The light direct from the star reached us in about three hundred years. So, although it was seen as a Nova in 1901, it really burst into brightness about the year 1600

### Absolutely "No Insurance"

So, the phenomena connected with Novae still await a theory that will combine them all. In the meantime, further evidence is being collected by our modern astronomical "adjusters" from our latest celestial "conflagration," which, it is hoped, will enable them to fix the responsibility. It may be safely stated, in any case, that everything on the dark body as well as on any dark satellite of the bright one that may have existed was a "total loss" and that there was absolutely "no insurance."

## Transporting Huge Marine Boilers by Rail

STEAMSHIPS must have boilers, and these cannot always conveniently be built where the ships are constructed. Once safely stowed away in the hold of the ship, these gigantic boilers give little trouble; but to get them there safely is a different matter, especially if they have to be carried to their destination by rail. Some of these boilers have a diameter of 14½ feet and a length of more than 11 feet. Each weighs about 91,000 pounds, and a 3,500-ton ship requires two.

To transport these boilers on the regulation flat-cars is impossible, because, by reason of their large dimensions, they cannot pass through tunnels or under bridges.

The engineering problem presented in one case was solved by building a special car. The I-beams that form the longitudinal supports of the platform cars were curved in the middle


so as to bring them within a foot of the rails. In the cradle thus formed the huge boiler was placed, and securely fastened to supporting blocks.

When the steamer *Bear*, of the


United States Geodetic Survey, was wrecked on the Pacific coast, many miles away from the nearest railroad line, great difficulty was experienced in transporting the huge boilers of the steamship after they had been salvaged.

The problem was solved by making them water-tight by plugging up all the openings, rolling them into the water, and towing the floating monsters to the nearest port. There the huge boilers were transferred to railroad cars to be hauled to their destination.

The proper making of these enormous boilers requires special machinery and appliances which are not always available at shipbuilding yards, and, after all, it is easier to transport a complete boiler than a whole factory with its equipment of specially designed machinery and its large force of trained workmen.



This is one solution of the problem of shipping large marine boilers by rail



© International Film Service

### Those Wash-Days in Flanders

**T**HIS husky standing by the machine is not a mechanic—he was a “washerwoman.” His wash-tubs were the two big drums behind the engine, and in them he washed mud-, blood-, cootie-covered shirts and trousers for Yankee soldiers.

He would run his massive truck close up to the front lines, and dump the dirty uniforms into boiling water in the drums. Thus he kept the army clean and uncootied.

The rifle on the front of his car was just a precaution in case the Germans couldn't resist the temptation to come over to steal the Monday wash.



© International Film Service

### “Here's Where We Licked Them”

**M**APS are even more important to an army than to a stranger in New York's subway maze. Big war maps were in evidence everywhere on the western front. They were housed in shelters like the one shown above, where a British Tommy seems to be telling a squad of our boys just how and where it all happened. The map they are looking at shows the western front as a whole, but maps similarly sheltered show in great detail portions of the front, usually those directly opposite the trenches.

The quickest way to get maps is to send a photographer out with an aviator to fly over the country to be photographed.




### How Did It Get Here?

**I**F you throw your wedding-ring into the ashes, do not be sure it is gone forever. It may come to life again, as did this one, around the neck of a potato. The ashes were thrown out on a field that had been tilled and cultivated for potatoes. One small, sentimental spud stuck his head through the ring, and when he grew up looked like this.

### Youthful Aristocracy

**T**HIS little aristocrat, who is not quite hardy enough to stand the cold winter wind, is comfortably fixed up in a limousine-sled. It has a heating and lighting apparatus within.

The small owner gets in through the top. When he is comfortably seated, his indulgent parent puts down the lid, picks up the ropes, and starts.



### Turning Weeds into Sheep


**A**DISCOVERY that seems destined to play an important part in building up future supplies of wool and mutton has recently been announced by a Washington State sheep-rancher, Mr. Y. C. Mansfield. By mere chance he found that sheep thrive on the Australian salt-bush, heretofore regarded as a despised weed, of which there are literally millions of acres in some of our Northwestern States.



### Motion Pictures Anywhere

**A**N enterprising manufacturer has developed a hand electric generator with which motion pictures up to eight or ten feet wide can be given.

The projector illustrated uses only slow-burning film, so that it can be used anywhere without the booth or insurance restriction. The entire outfit weighs only ninety-seven pounds. Probably the South Sea Islanders will soon be familiar with Mary Pickford.



**A Rival to Houdini**

IN far-off Bagdad, herculean strength was common in those "Arabian Nights" days when Aladdin wandered about with his magic lamp. The name "Bagdad" still holds its thrill for us, but British soldiers found the place disappointingly normal when they arrived there.

One day they happened on this Arab carrying on his back a life-boat—a task for ten ordinary men. Tommy, gazing at him, almost believed him to be a magic relic of the past.


**When Paris Envied Pittsburgh**

LIKE most other large cities, Paris has had its Society for the Abatement of the Smoke Nuisance: but circumstances alter cases. Such a small circumstance as one toot from the air-raid siren could convert every member of that society into an ardent worshiper of smoke; the thicker and oilier, the better they liked it.

The smoke-cloud defense, which proved so effective against submarines, was easily adapted to land, and, after trial at the front, was installed as a branch of Paris's air defense.

These smoke-producers, which freed a harmless smoke that was heavier than air or poison gas, were of modest mien. Objects that looked like concrete top-hats, inverted and scattered around the city in the path of any breeze, were the only apparatus used in the feat of blotting Paris from the face of France ten minutes after an alarm.

© International Film



**Danger!**

WHERE three streets come together at one place the crossing is sure to be dangerous, particularly if traffic is heavy and there is a trolley line.

A startling danger signal has been invented for such a crossing. It stands on a corner that the cars pass, and is so connected with the track that when a car approaches the arm at the top revolves into an outstretched position and a large gong sounds. The signal itself is painted in startling colors, like a camouflaged ship.



**When Huns Still Flew**

WHEN airplanes flew low in support of infantry on the western front, there was no time for the anti-aircraft gunners to use range-finders. At any rate, the range-finders built in peace times were generally found to be useless against fast flying airplanes, and the successful aircraft hunter was he who had a quick and accurate eye for distance and speed.


But a machine-gun cannot be handled as easily as a 12-bore, and so an inventive Tommy hit upon the idea of mounting a discarded gun wheel on a post so that it would revolve, and then lashing his machine-gun to the rim of the wheel. This done, he was able to swing his piece in any direction skyward and make things warm for a low flying enemy aviator. But instances of machines being brought down by rifle or machine-gun fire were not common.

**It Was Caught Before It Fell**

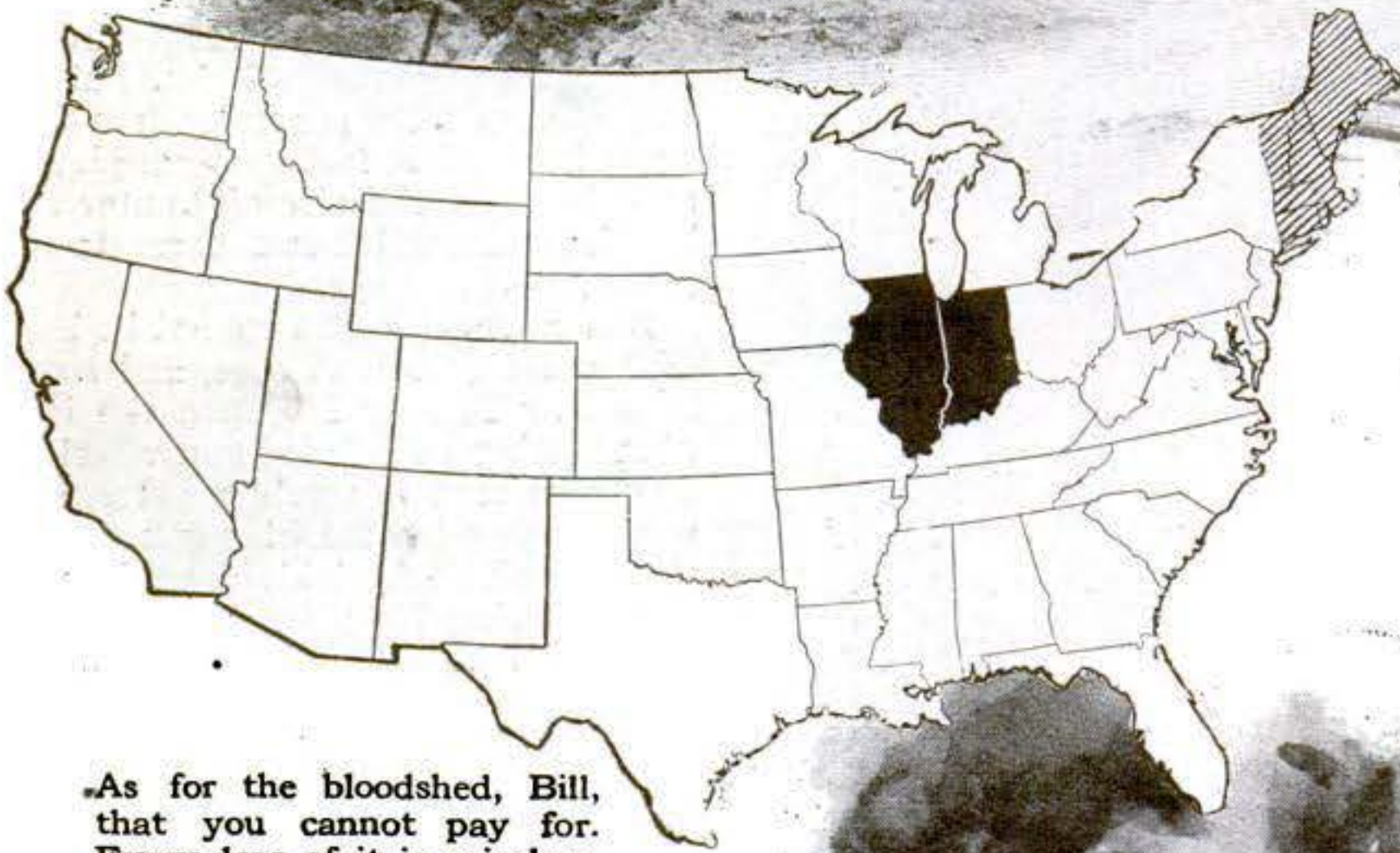
HAD this pole fallen and the wires been injured, hundreds of telephones on the western front would have been put out of commission. Realizing the seriousness of this, these men worked desperately to keep it up.

A heavy snow-storm, followed by a freezing rain, weighed down the wires with frozen snow. The wires would have succeeded in dragging down the pole, owing to its insecure foothold in the soft dirt, had not these men interfered.

British official photograph




# Presenting the Bill to Bill



"Destruction of buildings, machinery, and farms in Belgium and France, \$3,735,000,000." That will be the first item on the bill presented to you, Bill. We wonder how you are going to pay it. So much gold would fill one hundred and ninety freight cars—a train nearly a mile and a half long. That is the general idea we have tried to convey in the picture above, Bill—destruction on the one side, and payment in a gold-laden freight train on the other

As for the bloodshed, Bill, that you cannot pay for. Every drop of it is priceless. If the total loss of life had been borne by us in America, the entire population of Illinois and Indiana, for example, would have been completely wiped out. The number of killed has been estimated at eight and a half millions. The disabled number 7,175,000, which is about equal to the combined population of the six States of New Hampshire, Vermont, Connecticut, Rhode Island, Massachusetts, and Maine. We have tried to bring out these facts in the map by shading certain States


Item No. 2 in the bill: "Destruction of fifteen million tons of shipping: \$1,050,000,000." That's letting you off rather easy, Bill; for we are charging you with the value of the ships on a pre-war basis. Out of every three ships that the Allies possessed, you sank one. That explains the explosions in the great fleet here pictured






# The Pigeons' Flying Corps

These fearless aviators heed neither wounds nor exhaustion until they have reached home



This squadron's aerodrome was once a grocery wagon; later seventy-two flyers dwelt there in perfect safety, for it was so well painted to match the landscape that it was invisible to enemy observers

Photographs by Edwin Levick



Pencil and paper having been tied to the breast feathers of these airmen, they were ready for their day's work



This balloon is inflated in such a way that it will travel a limited distance and then gently drop to earth. A message is then written and attached to the pigeon balloonist, who when released flies swiftly home



With a pigeon in a cage on his back, ready to dash forth in search of his master, who is lost

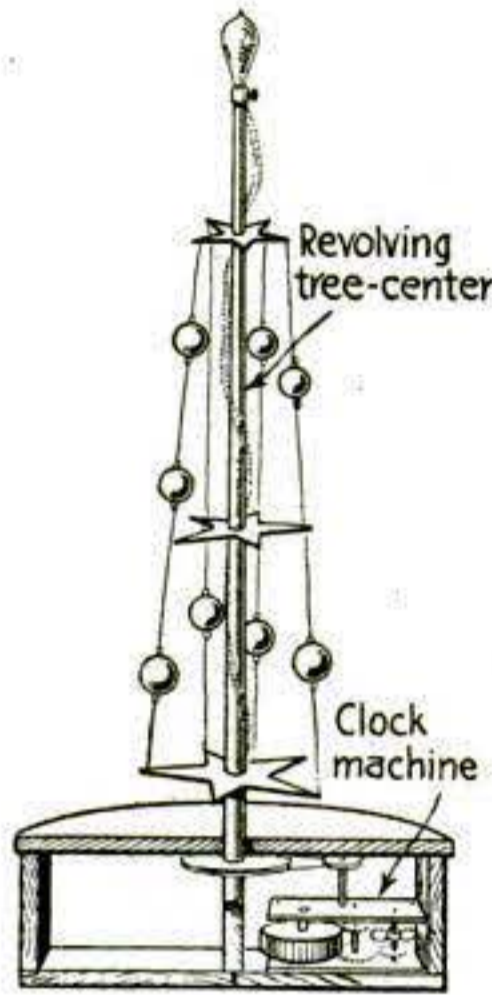


If you whisper an address into a pigeon's ear, you can't expect him to go there; he is only taught to fly home. Send him by airplane, parachuting him down at the right spot

# Make Your Own Christmas Tree

**S**ANTA'S stinginess in handing out real pine Christmas trees in the last few years has caused us to look on him with increasing disfavor. But if our patron saint won't give us Christmas trees our inventors will make us some.

Here is a man-made tree that has several added attractions which Santa's kind doesn't have. Mounted on the base are a central shaft and an outside frame made up of poles which are held in place at the top by a piece of circular wood. These outside poles, which are stationary, have holes in them in which natural or artificial tree branches can be placed. The poles themselves incline inwardly, so when the branches are inserted this artificial tree will taper as a real tree does. On the central shaft are mounted several star-shaped platforms for holding angels, glittering balls, and any other decorations. This central shaft has a driving gear attached to it,




When the motor is started the star-shaped center revolves



The central shaft of this artificial tree, with its decorations, is revolved by a motor in its base


carefully concealed in the base. In the base there is also a motor with a pinion projecting upward which meshes with the gear. Thus when the motor is started the central shaft revolves, and so of course do the star-shaped platforms. The result is most pleasing. Through the spreading outside branches shine the revolving sparkling decorations within.



A storekeeper has fixed up a real live tree in his store window so that it will revolve. He trimmed off the lower branches of the tree, bored a hole through the floor of the window and inserted the end of the tree. On this he placed a split pulley and then fastened the end down to a revolving pedestal.

Showing how the motor turns the pulley and the pulley turns the tree

He connected the pulley to a motor and started the motor. The motor made the pulley go round, and the pulley made the tree go round. And on the tree were many electric lights. And the results were great beauty and many sales for the enterprising storekeeper.



The mechanism is hidden beneath the store window floor

## They're Ready for a Siberian Winter



© Committee on Public Information

He is fully equipped with fur-lined parka, fur mittens and cap

**F**OR our troops in Siberia there is an enemy stronger and more relentless than the Bolsheviks; and that is winter. Napoleon's cohorts had a tilt with that same enemy in the less severe climate of Russia proper, and came off second best, finding on the great retreat from Moscow that the numbing cold clutching at their vitals and the drifting snow dragging at their legs were more deadly than the Cossacks.

In Siberia the Yankee fighting men will face a cold more extreme than Napoleon's troops knew. Even in the southern parts the winter bites deep. The extensive lowlands as well as the elevated plains lie open to the Arctic Ocean. The air, after being chilled on the plateaus, drifts down upon the lowlands, and in the region of the lower Lena extremely low temperatures obtain. Verkhoyansk is known as "the pole of cold of the eastern

atmosphere." The average temperature in December and January at Yakutsk is  $-40.2^{\circ}$  F. and at Verkhoyansk  $-53.1^{\circ}$  F., and occasionally the cold is so severe that official thermometers register as low as  $-75^{\circ}$  and  $-85^{\circ}$  F.

To work and fight in temperatures such as these, an army needs the equipment of an Arctic expedition. Fortunately, our own northern border is cold enough to have been a good laboratory in which to work out ideas for clothing soldiers in winter, and the Yankee in Siberia will be armed against the elements.


The War Department has devised fur-lined coats, fur helmets, fur gauntlets, and Arctic-proved footwear for our men. The equipment was assembled in San Francisco, and by the time you read this it has long been in service. A New York commuter looking at the pictures will sigh for Siberia and its comforts.



© Committee on Public Information

With helmet closed and collar turned up, ready for a tilt with ice and snow





This Chilean desert was once the world's only source of fixed nitrogen

## Nitrogen in War and in Peace

It helped to make the world safe for democracy and it keeps us from starving

By Frank Parker Stockbridge

**N**ITROGEN, the most democratic of all the elements, is the essential factor without which the war for democracy could not have been won. In the last analysis, war is an effort to discover which of two sides can liberate the most nitrogen where it will do the greatest damage. For all explosives are nitrogen compounds—their deadly effects the result of the ineradicable tendency of this liberty-loving gas to burst its bonds and hurl in every direction fragments of whatever has served to restrain it. From old-fashioned black powder to the most modern and powerful trinitrotoluol, or "T.N.T.," nitrogen is the basis of them all.

Even more essential, in peace, is the possession of nitrogen in usable form. Without its aid there could be no plant growth, nor could animal life upon this globe continue. Yet, while nitrogen is literally as common as air, since four fifths of the volume of the earth's atmosphere is free nitrogen (serving to dilute the essential oxygen and make it breathable, so that you would not be literally burned alive), the problem of obtaining sufficient nitrogen is one that holds the serious, even apprehensive attention of scientists, economists, and the Government itself.

Before the world became densely populated with people who live in cities, and who therefore depend upon the annual crops produced by others for their food, instead of living on the

fruits, nuts, and game that were the food of our ancestors, nobody worried about nitrogen. People went where food could be obtained; if they failed to arrive soon enough they starved.

### When the World Faced Starvation

Up to less than a hundred years ago, the entire human race was constantly menaced by the possibility of famine and wholesale starvation, and nature's methods of supplying nitrogen to plants through the action of bacteria in the soil long ago became too slow to keep pace with the increasing demand of the human race for food.

For a great many years the world has been dependent for its supply of nitro-

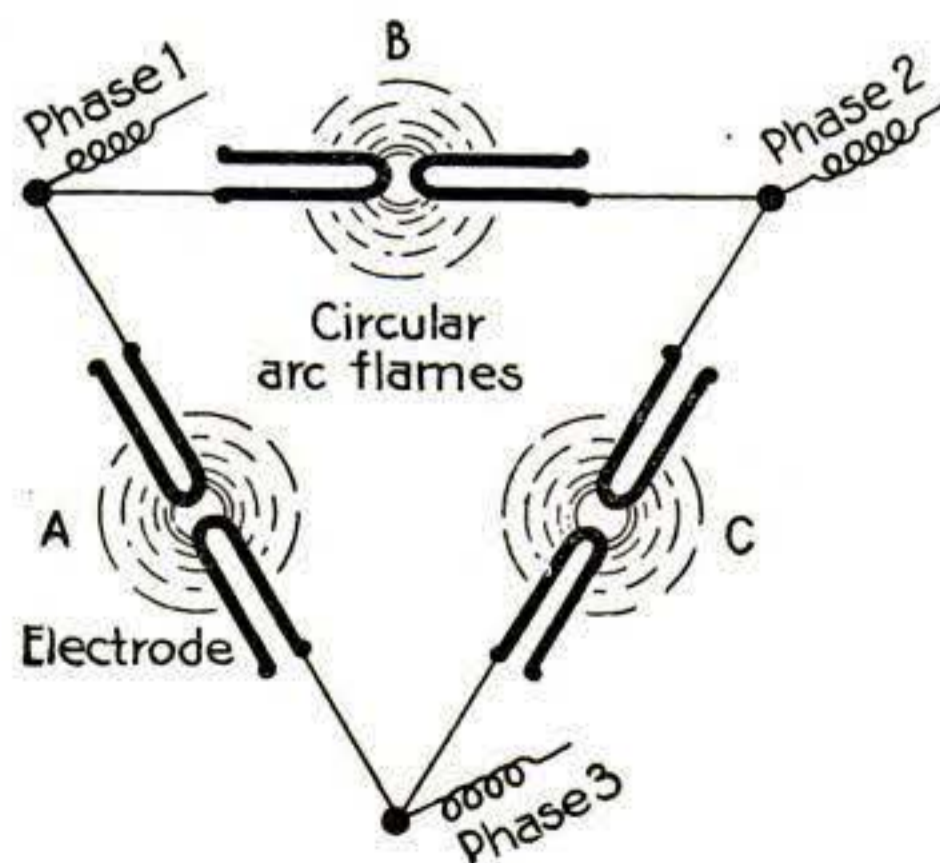
gen for fertilizer upon enormous deposits of sodium nitrate, or Chile salt-peter, found in the high, arid desert regions of Chile and Peru and nowhere else.

In late years there has been an important addition to this diminishing resource—the production of ammonium sulphate as a by-product of the coking of coal. But the total annual supply from both of these sources, about 2,500,000 tons from each, is still insufficient to meet the growing demand for agricultural purposes alone, while the war's demands created a situation little short of critical.

### Crookes' Advice to Chemists

Twenty years ago Sir William Crookes, then president of the British Association, startled us by declaring that the population of the world was increasing so much faster than its food supply that the race would soon face starvation unless new means of increasing the earth's fertility were found. His words carried conviction, and his suggestion that chemists turn their attention to the development of practical artificial means of extracting the nitrogen of the air and "fixing" it in usable compounds stimulated experiment in that direction.

As a laboratory experiment, the fixation of atmospheric nitrogen was old. The main essential of all processes then known, tremendously high temperatures, running up even to 6,000° F.,



This shows the triangular arrangement of three Birkeland-Eyde single-phase furnaces with six adjustable electrodes

made the practical application of any of them doubtful. Chemists, however, set to work. The development of hydro-electric power at Niagara and elsewhere, which made it possible to produce high temperatures through the electric arc, turned attention to this means of accomplishing the result sought. Charles S. Bradley, an American engineer, almost at the time Sir William Crookes was pointing out the imminent need, began the first large-scale experiment at Niagara Falls. His process was not a commercial success, but a little later a plant was established at Notodden, Norway, where water-power costs only \$3 a year per horsepower. There nitrogen products were successfully made.

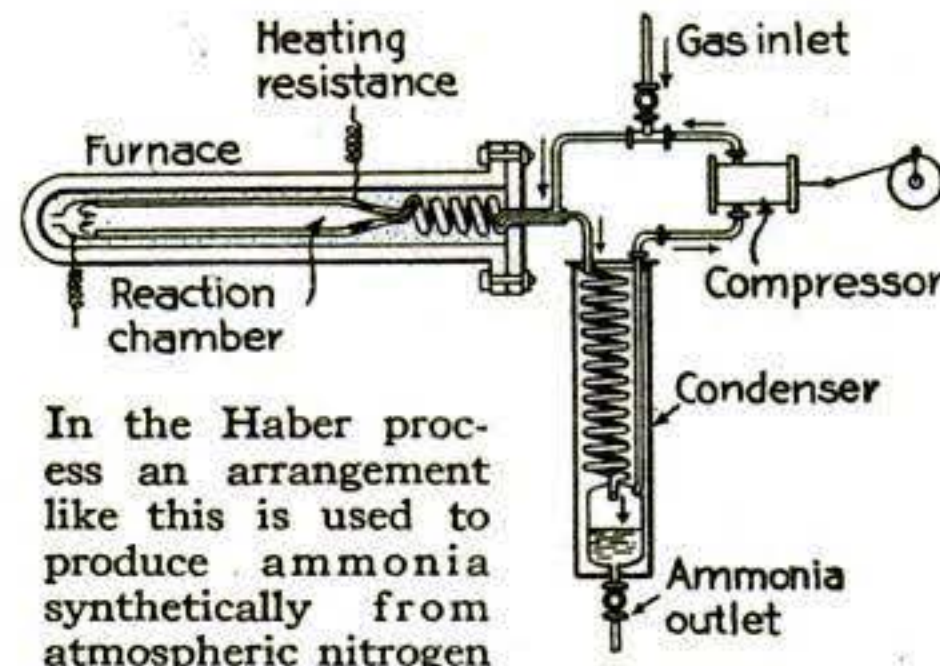
### Reducing Nitrogen from the Air

The process used at Notodden and later at several other plants in Norway, known as the Birkeland-Eyde, is not unlike that devised by Bradley. An electric arc is produced by leading a current of about 5,000 volts equatorially between the poles of an electromagnet. This produces what is practically a disk of flame six and a half feet in diameter and having a temperature of about 3,000° F. The disk really consists of a series of successive arcs which increase in size until they burst. Air is passed through this arc.

The first product of the reaction is nitric oxide, which, on cooling with the residual gases, produces nitrogen peroxide. The cooled gases are then led into towers, where they meet a stream of water coming in the opposite direction. Thus nitric acid is formed

in the towers, in diminishing degrees of dilution. In the last tower the remaining gases are brought into contact with milk of lime, which combines with the gases to form calcium nitrate and nitrite. The nitric acid obtained in the other towers is combined with a base to form a commercial compound.

These Norwegian plants were financed by Germany, and their output of fixed nitrogen was almost entirely absorbed by that country. At the



In the Haber process an arrangement like this is used to produce ammonia synthetically from atmospheric nitrogen

beginning of the war the annual production of the Norwegian plants was equal to about 10,000 tons of fixed nitrogen a year. At that time Germany imported annually 880,000 tons of nitrate of soda, equal to 137,000 tons of nitrogen. At the beginning of the war Germany had a stock of 1,000,000 tons of nitrate, equivalent to 156,000 tons of nitrogen, and a by-product ammonia capacity of 550,000 tons of sulphate of ammonia, equivalent to 113,000 tons of nitrogen.


It is known that the Norwegian plants have not been commercially successful. In Germany several other processes for the fixation of atmos-

pheric nitrogen were developed, all of which helped to supply the enormous quantity of nitrogen products required in manufacturing explosives.


One of these processes, developed by two German scientists, Drs. Frank and Caro, who began their experiments in 1898, is known as the cyanamid process. It is based upon the fact that calcium carbide, largely produced as a source of acetylene gas, may be induced with comparative ease to absorb nitrogen, thus forming a combination of calcium, carbon, and nitrogen, known commercially as cyanamid. This is the only process that has been installed on the American continent, a plant in Canada, at Niagara Falls, having been in operation for several years, with an annual capacity of about 60,000 tons.

### Production of Cyanamid

The carbide is placed in the furnace and the reaction is initiated by local resistance heating to a temperature of 1500°-2000° F., the conversion proceeding to completion without further heating. The nitrogen is obtained from liquid air, manufactured by compressing air to a density of 500 pounds to the square inch and cooling by expansion. When the liquid air begins to rise above its normal temperature of -313° F., pure nitrogen boils off. The compound of calcium carbide and nitrogen, known commercially as cyanamid, is itself valuable as a fertilizer; by treatment with superheated steam its nitrogen may be released to enter into combination with the steam, forming ammonia. In Germany about 600,000



In the electric furnace shown here calcium carbide is made by fusing lime and coke at a high temperature. The carbide combines with nitrogen at 2000° F. to form cyanamid



Making pure nitrogen gas by distilling liquid air formed under a pressure of 500 pounds to the square inch at a temperature of  $313^{\circ}$  below zero, one of the features of the cyanamid process

tons of cyanamid is being produced annually.

The other process of fixing atmospheric nitrogen, on which Germany mainly relies, is the Haber process. In this, nitrogen and hydrogen gases, under a pressure of 1,500 pounds to the square inch, are passed through a chamber electrically heated to a temperature of  $1,170^{\circ}$  F. As a result, the nitrogen combines with the hydrogen to form ammonia. Although this process has long been in operation in Germany, its technical details have been carefully guarded, and it took chemical and electrical experts employed by the United States Government nearly a year to discover its secret from patents obtained in this country.

### The Haber Process

The Haber process involves the presence of what is known in chemistry as a "catalyst." It has been found that certain elements or compounds—the list is constantly being enlarged—have the remarkable property of causing other substances to combine chemically, often in entirely new formations, without themselves undergoing any change or entering into the new combination. A familiar example is the common device for lighting gas without matches, which con-

sists of a small bit of "spongy platinum," or asbestos, fibers coated with platinum black. When this is held over an open unlighted gas-burner, the presence of the platinum causes the hydrogen in the gas to combine with the oxygen in the air with such speed and violence that great heat is generated by the reaction, the spongy platinum becomes incandescent, and in a second or two is so hot that the gas ignites.

In the Haber process the catalyst is spongy iron, although any one of several other substances probably would answer as well.


In the electric arc process the first product is nitric acid, which is directly usable for explosives. In the cyanamid and Haber processes the ammonia product is best adapted for use as fertilizer, but is readily convertible into nitric acid by passing a mixture of ammonia and air through a red-hot platinum screen acting as a catalyst.

The fact that nitrogen can be fixed directly in the form of sodium cyanide by the action of nitrogen gas on a mixture of soda and coke has been known for many years; but, while English, German, and American scientists have tried their hands on a commercial adaptation of this reaction, it is only recently that an American firm has been able to prepare sodium cyanide for the market by this process.

### A Low-Temperature Process

Intensive study of the various methods of speeding up the reaction has led to the adoption of special apparatus, and, at a temperature around  $1800^{\circ}$  F., with the assistance of a specially developed catalyzer, an unusually pure cyanide is formed. From the cyanide it is easy to prepare ammonia quantitatively.

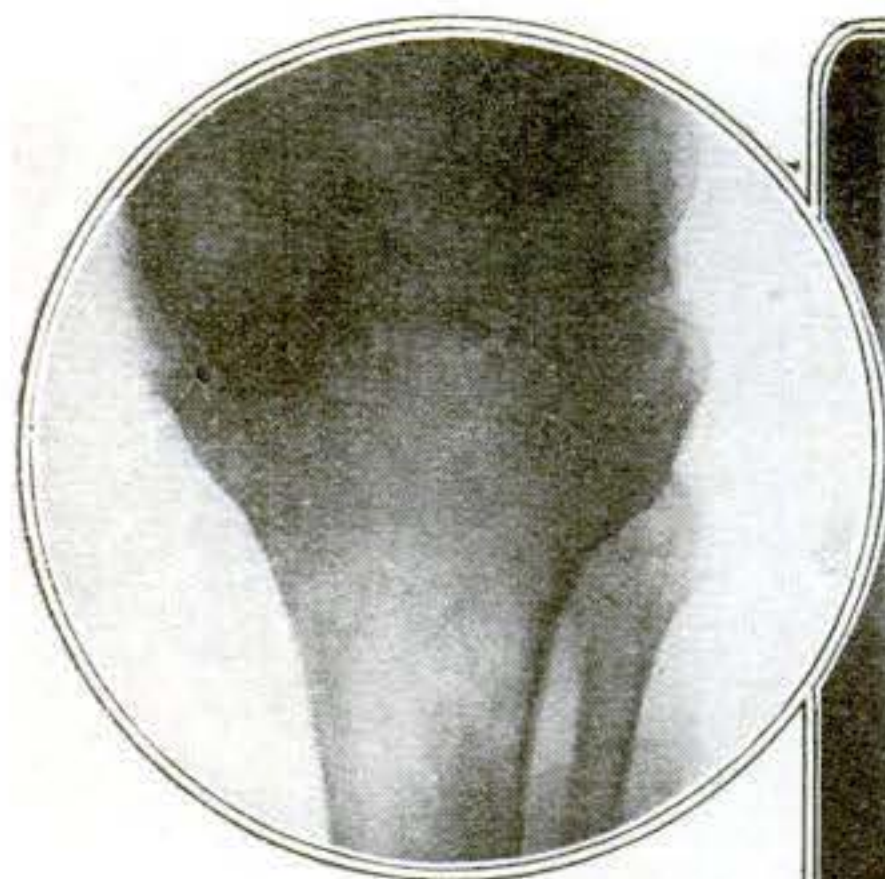
One advantage of this sodium cyanide method of fixation, aside from the low temperatures used, is that when ammonia is made from the cyanide, another product of commercial value is also obtained—sodium formate. This latter material can be used as a starting-point for a number of artificial flavoring oils, for a whole line of useful solvents, or for making the formic and oxalic acids that are so necessary in our dyeing processes, for instance, and which were formerly imported, chiefly from Germany.



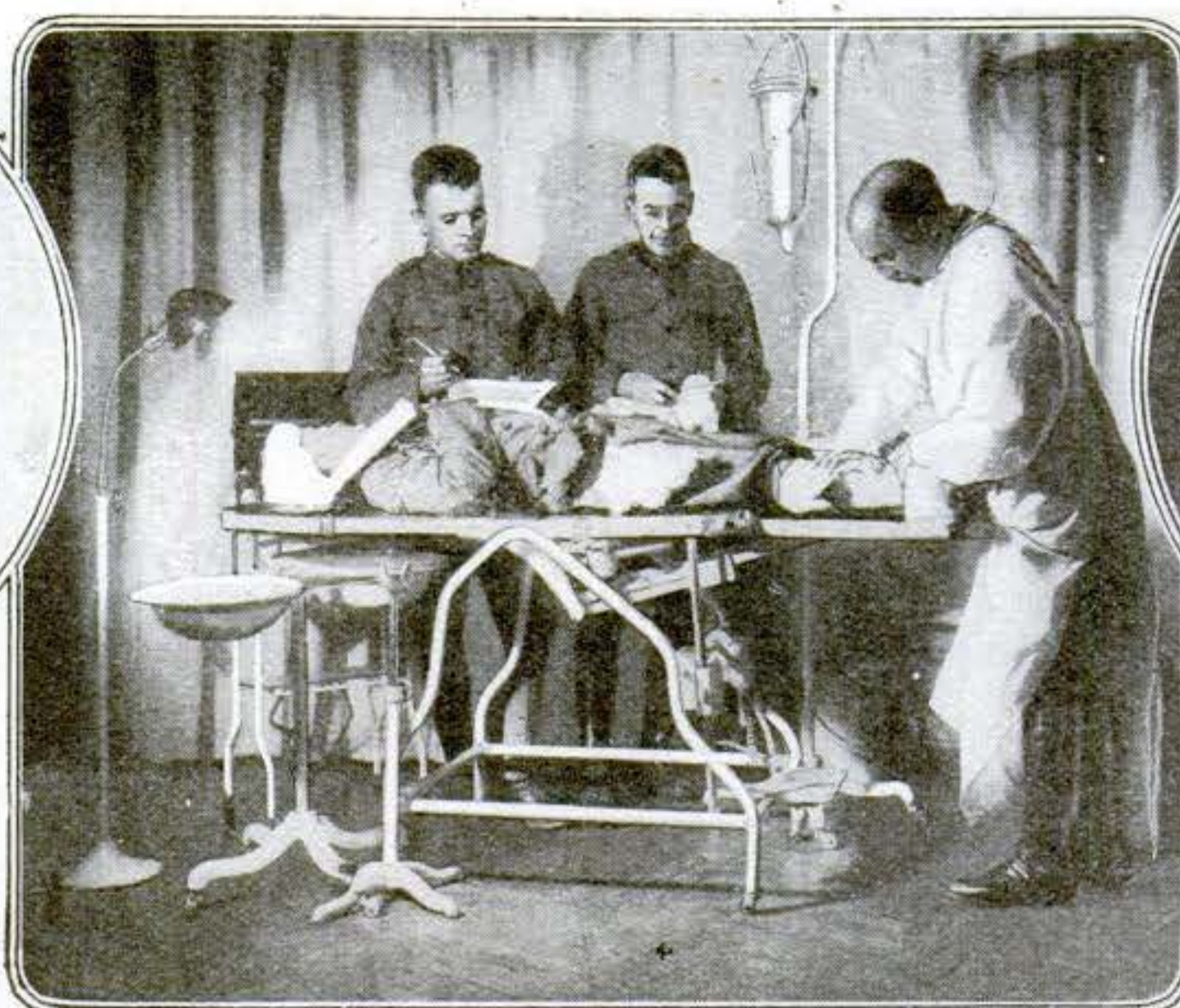
The crude nitrate is shoveled into leaching-vats, where it is purified

The nitrate mining in Chile is nearly all surface work at little cost

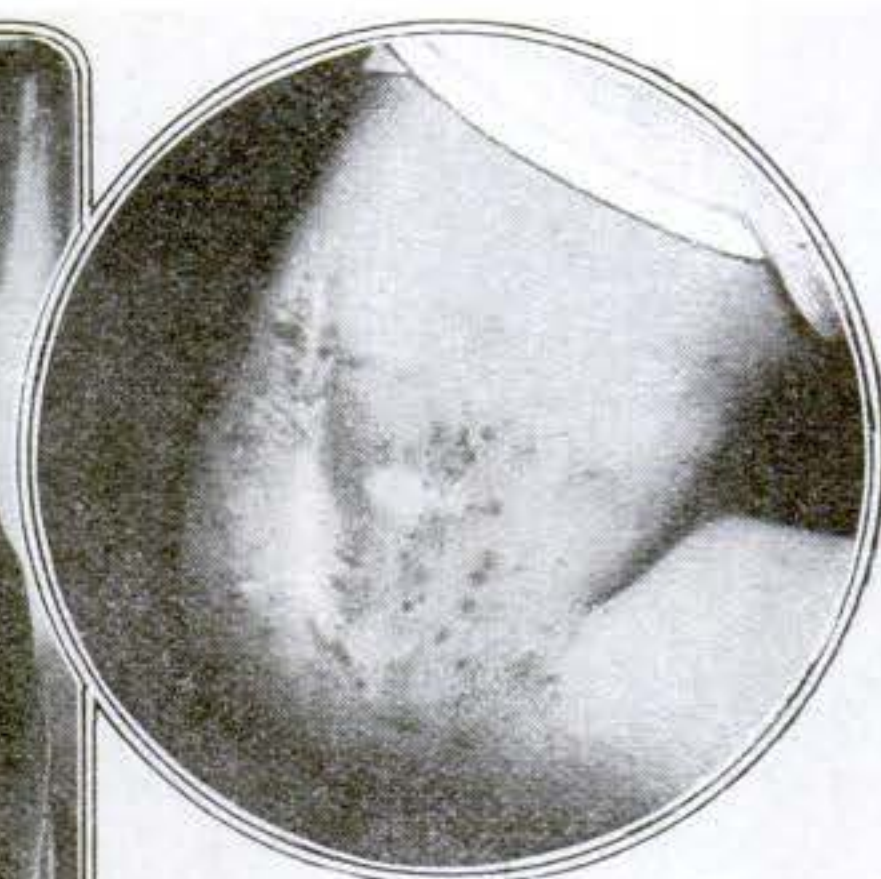
# Extracting Rheumatism through the Skin



An X-ray photograph showing a diseased "rheumatic" joint



The soldier on the table is suffering with an ailment of a rib, which the surgeon is treating with Dr. Pridham's double nitro salts applied externally



Inflammation drawn out on the skin by the Pridham treatment

**W**HEN you have an ache in an elbow or a knee, you speak of your "rheumatism," and often attribute it to a change in the weather. But that same "rheumatism" is usually caused by germs, microbes, or bacteria located in some other part of your body.

Often there is a pocket of pus, or germs, hidden away in the root of a tooth you think is sound. One day you begin to have severe twinges of "rheumatism" in your big toe. That is because members of that little colony of germs located at the root of your tooth have started on the war-path. They are sending out a few scouts and much poison gas into your blood and lymph.

These enterprising little germs snoop around, keeping away from your leucocytes, or white blood corpuscles, and anti-poison tissues, always watchfully waiting for their big chance,

which comes when you inflict a slight injury on yourself. You may not notice that you stumbled and hurt that big toe joint, but the scouts from that germ colony noticed it, because they have found a weakened spot that cannot resist their onslaughts.

They arrive in droves and feed on that spot, lodging there until they have set up an inflammation which you call "rheumatism." Tubercle bacilli sloughed off the edge of a consumptive's lungs or intestines will do the same thing as the germs from the pus pocket on your tooth. Diseased tonsils, dysentery bacilli in the bowels, scarletina germs in the throat, pneumonia cocci in the lungs, adenoids, stone in the bladder, urological diseases, or any

spot where a nest of germs is located, may be the starting-point of "rheumatism."

Dr. Fred Pridham, of Johns Hopkins Hospital in Baltimore, has devised a treatment for joint affections that is being used very successfully at the military hospitals where it has been introduced. He uses a mineral, double nitro-peroxide, which actually extracts the inflammation.

The salt is mixed with a starchy substance which holds its action until it is placed on the skin over the diseased bone, from which it extracts the impurities, the germs, and their poisons.

The material is sprinkled on lint or gauze and placed on the skin over the diseased bone. When the doctor removes the dressings from six to twelve hours later, there will be seen blisters on the skin. If there is no infection the salt will not affect the skin.

## Voice-Tubes for the Ship's Gunners

**I**N a naval battle, the range is obtained principally by men stationed in the mast-tops, the readings of the instruments being telephoned down to the officers in the plotting-room below the warship's deck. Here the instrument readings are quickly transcribed into terms of gun ranges and of angles of horizontal deflection.


These calculations are then sent to the gunners through speaking-tubes, although telephones and numeral indicators are often used, to make sure that the orders will be understood. For, when the battle waxes hottest, either a voice-tube or a telephone is likely to be swept away.

In big battles the gun that has but one channel of communication stands grave chances of being cut off from the

rest of the ship. Should that happen, the gunners would have to depend upon the gun's telescopic sights, and there would be no checking up of hits or misses by the spotters in the mast-tops.

Thus the means of communication is the crux in the modern method of pointing and firing a battleship's guns. In our Navy, voice-tubes are generally preferred to electrical apparatus.

The speaking-tubes are metallic pipes made airtight to conduct the sounds efficiently. Nothing short of a rupture or a large hole torn in the tube by shell-fire will impair its operation to a dangerous extent.



Here is a voice-tube equipped with a megaphone outlet which increases the intensity of the sound. This photograph was taken on board of the U. S. S. *Jouett*

# Press the Button--See the Show

How a little switchboard runs a theater employing more than a thousand persons

By A. M. Jungmann

**Y**OU are going to forget your cares and worries in an evening at New York's Hippodrome. You go early so as not to miss anything. Just as you settle into your seat the orchestra begins to play. In a few moments the show is on. The great red velvet curtains are drawn back, and tableau after tableau is presented to your eyes. Hundreds of performers throng the stage. Elephants and horses do their acts. The great tank is opened, and diving girls splash in.

## Repairs Behind the Scenes

Between the first and second act, your wife turns to you with, "Oh! Look, Henry, that lovely velvet curtain has a big tear in it!"

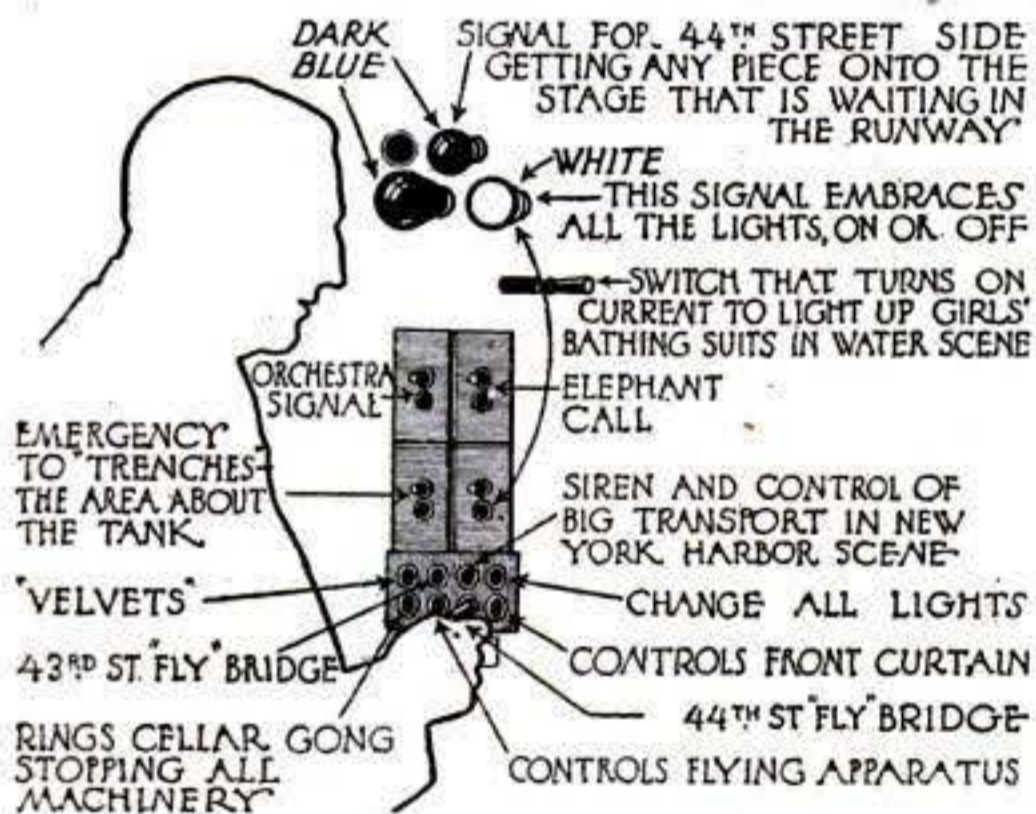
You look, but don't see the rent. While your wife tries to show it to you, the

little electric switchboard operated by Clyde W. Powers, the stage director. Every time Mr. Powers pushes a button he starts something. When the orchestra begins to play, it is because

Mr. Powers communicates the need of a new light by pressing a button.

Each act is carefully timed. So many minutes must be allowed for a certain actor to do his part, so many seconds for another. Mr. Powers counts the minutes and the seconds as a miser counts his gold—nothing escapes him. In a sense, the audience is timed too, for favorite actors are permitted a few seconds beyond the time for their acts in order to receive the applause of the audience. After a show has been on a few days, the time the big hits require for applause is definitely set, and no actor may bow more bows than can be made in that time. When the last second arrives, one of the little buttons on the switchboard is pressed and the next cue is taken.

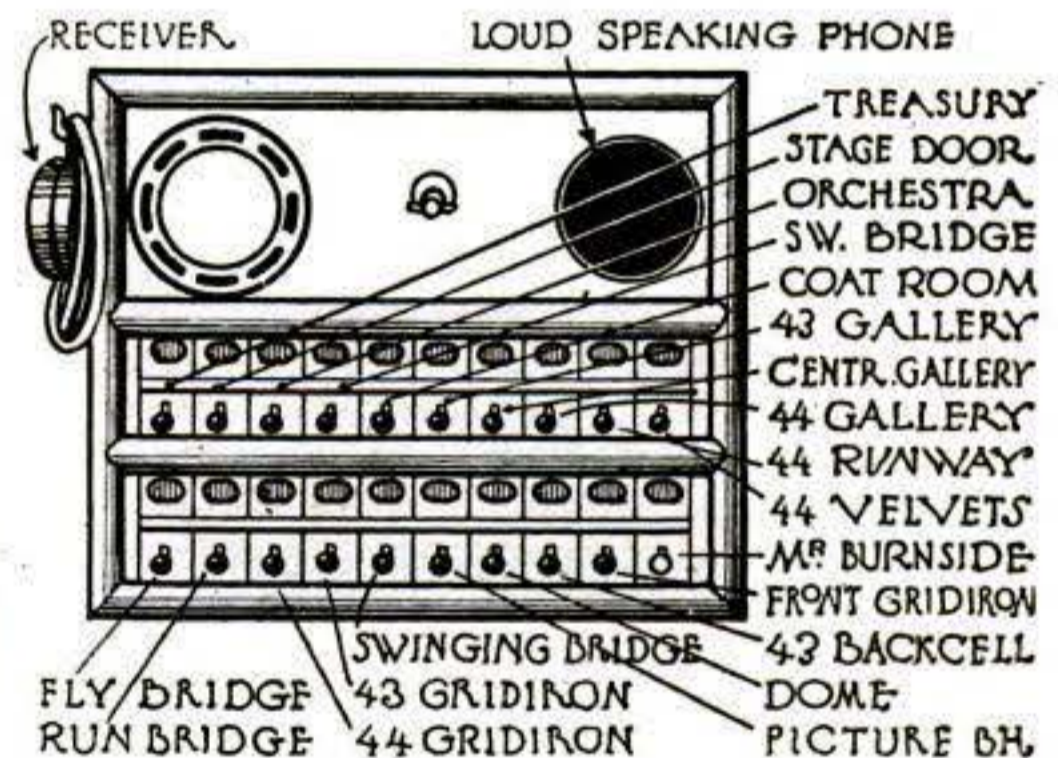
Suppose this efficient



How the show at the New York Hippodrome is directed. The stage director doesn't yell, "Here, you elephant man, bring us your elephants." He just presses a button. In one hundred and seventy-four minutes two hundred and twenty cues are given

Details of the wonder-working switchboard which controls the entrances and exits of 1074 persons

Should the switchboard fail (it never has) the telephone is at the service of the stage manager for the emergency



curtains are drawn back and the next act begins.

"Never mind, Henry," whispers friend wife, "I'll show it to you next time."

Womanlike she doesn't forget; but when the great red curtains are drawn across the stage again, your wife can't find the tear. You think it wasn't there. It was. While you were watching the stage, busy tailors neatly darned the rent.

Suddenly you say to your wife: "Say, there must be an awful racket out back of the scenes. Directors yelling at all that crowd and getting everybody in on time."

"I don't hear it," she replies.

Don't look patronizingly at her. There isn't any noise—no one yelling orders. The whole show is run by a

a button has been pressed. Everything you see done is done in response to a button on that little board. Actors, musicians, property-men, carpenters, electricians, tailors, animals, all obey the buttons. No one says anything. One thousand and seventy-four persons help make your evening a success by obeying the orders of these little electric buttons.

## Even the Audience Is Timed

The performance lasts just one hundred and seventy-four minutes. In that time Mr. Powers gives two hundred and twenty cues by pressing the buttons on his switchboard. If an electric light bulb is not lighted, no one shouts for the electricians;

little switchboard were to get out of order, what then? There is a telephone, and, if that fails, a speaking-tube is ready to carry the orders that direct the show. But, so far, the little switchboard has never failed.


## Obedience the Watch-Word

The same system is used in rehearsals. At no time is shouting or confusion permitted behind the scenes. So thoroughly is the idea of immediate obedience ingrained in all Hippodrome employees that a signal must be obeyed no matter when it is received. If the elephants were summoned on the stage at an hour when the elephant man knew there was no rehearsal, he would lose no time in marching his beasts up the runway and on the stage.


# Before You Tried It On Your Piano



A catchy cover is almost as important as a catchy tune. Examining designs for a hoped-to-be song hit



One of the first steps is to photograph the artist's cover picture to make it ready for engraving




Printing a sheet on metal by a photographic process preparatory to etching the plates from which the song will be printed

At this stage the plate from which notes and words are to be printed is etched in an acid bath

The notes are very hard to etch; so, after the acid bath, they are hammered in by an expert



The "router" must carefully cut away the metal to make the notes and word type ready for printing



The song being fed to the binding machine, nearly ready to go out in its glory of fresh print to a waiting world

# Cold? Press the Button

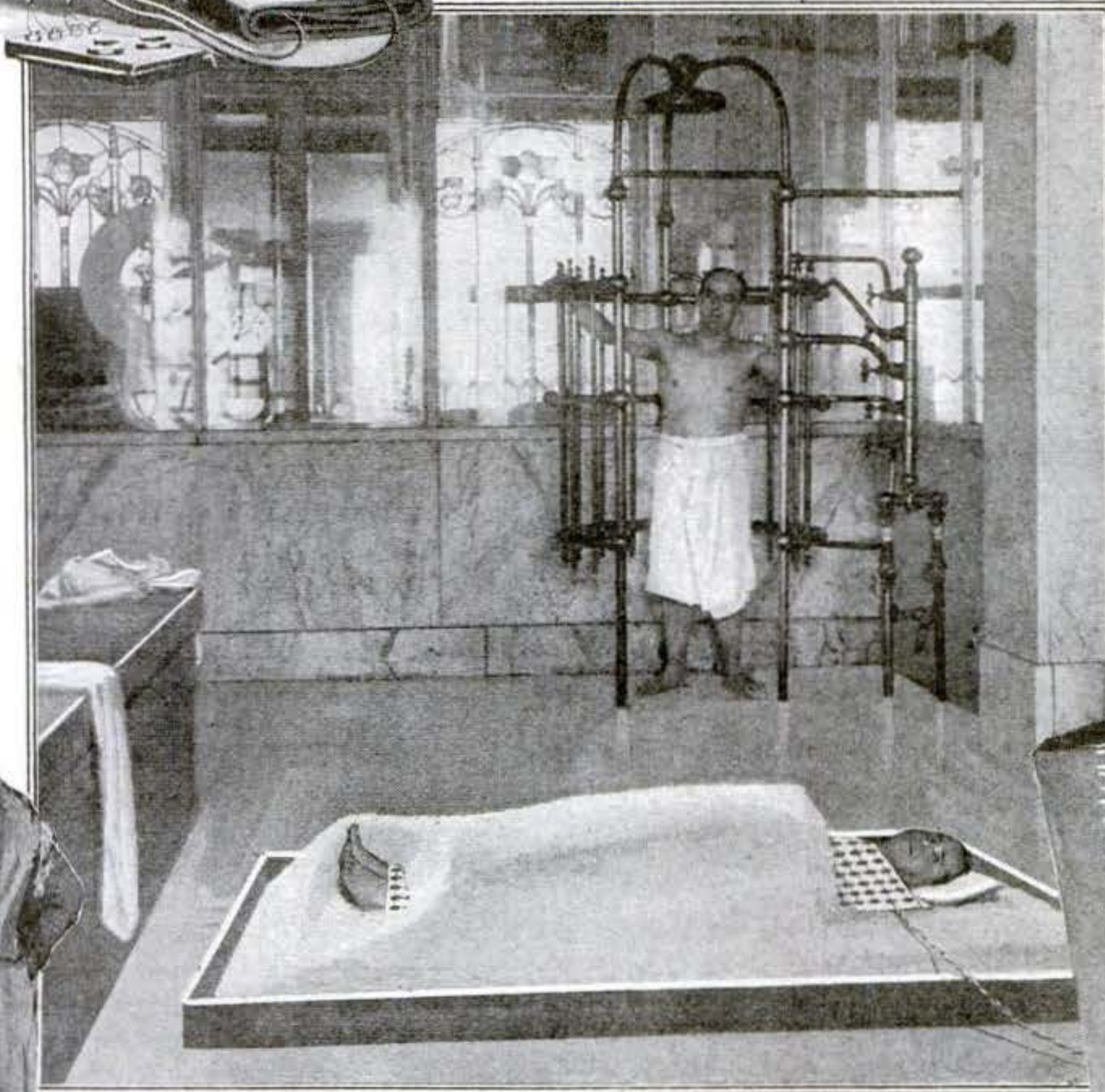
Carry an electric stove in your glove, and fight chills with the modern substitute for mustard



Charles Doehring, of New York, has fixed things so you can get a sand and electric bath all in one. He tucks you in your cozy sand-bed with flexible metal sheets between which the electric current is generated



All wrapped up in this blanket built with sections of wool, canvas, and asbestos with wires stitched in, all he has to do is plug in on the electric lighting circuit and sweat out that cold. Charles Fogelsong, of St. Paul, has patented this idea



No more need the motorman blow on chilled fingers. Alois Zeckendorf, of Cincinnati, has invented an asbestos pad filled with wires to go in glove or mitten. The motorman hitches up his glove to the car current and is comfortable



Not forgetting the horse, Ida Fogelsong, of St. Paul, has invented an electric blanket that will sweat out old Dobbin's ills

With this electrically heated bath-robe—for which Edwin B. Rayner, of Piqua, Ohio, stands sponsor—you can shave in comfort in the coldest bath-room. But primarily the device is intended as a convenient way of giving electric treatment



Swathed in this electric sweating-robe invented by Andrew Phillips, of St. Louis, he gets Turkish bath results without having to tip the rubber. The robe is a two-layer affair with the current-carrying wires worked in between the seams

# Making Your Canary Feel at Home

If you take the proper care of your canary, you'll never need to ask, "Dicky bird, Dicky bird, why don't you sing?"

**A**BOUT fourteen distinct strains of canaries are known, and an almost endless number of varieties. The common canary is reared primarily for its song.

Before the war song canaries were reared in Germany; now most of the singing birds come from England. There is no reason why Americans should not train their own singing canaries. It seems to be necessary merely to put the birds in a room with good songsters, the vocal powers being developed through imitation. But careful watch must be kept, and a bird that develops harsh notes must be promptly removed; he must not corrupt the purity of the tone of his brothers. Sometimes a mechanical "thriller" is utilized in training, when the birds are silent, as during the moulting period. In six months or less the education of a singing bird is completed.

Mr. Alexander Wetmore, Assistant Biologist of the Biological Survey, U. S. Department of Agriculture, has given the subject of the management and care of canaries so much attention that we cannot do better than to abstract one of his papers on the subject.


## Make the Bird Comfortable

First of all, he assures us that cages should be chosen primarily for comfort. The square cage, in his opinion,

is best. For a single bird, the cage should be at least 9½ inches long, 6½ inches wide, and 9 inches high. A fine-mesh screen may be secured from the dealer and fastened around the lower half of the cage to prevent the scattering of seeds and seed-hulls. A common substitute for this is a muslin bag, held in place by a draw-string around the middle of the cage.

In a cage of the ordinary size three perches are sufficient. One should be placed at either end, at a distance that will allow easy access to the food and water receptacles, and the third elevated above the middle of the cage. For reasons of cleanliness, one perch should not be directly above another.

An English authority gives the standard size for



The crest of feathers on its head sets this bird apart from the every-day canary

tom covered with several thicknesses of paper. A better plan is to use the heavy coarse-grade sandpaper, known as gravel-paper, that may be secured from bird dealers. This should be renewed whenever the cage is cleaned, and in addition the pan should be washed in hot water from time to time.

## What to Feed the Birds

The food requirements of canaries are very simple. The prime requisite is a supply of canary seed to which is added a small quantity of rape seed and a little hemp. If canaries do not seem to thrive, it is well to examine the seed supply and crack open a few of the seeds to make certain that empty husks alone are not being fed. Too much hemp seed should be avoided as it is very fattening.

In addition to this staple diet, lettuce, chickweed, or a bit of apple should be placed between the wires of the cage frequently. Bread that has been moistened in scalded milk, given cold, is also beneficial at times. Perhaps once a week egg food may be given. This is prepared by mincing an entire hard-boiled egg and adding to it an equal quantity of bread or unsalted cracker crumbs. Cuttle-bone should always be available to the canary.

In the breeding season egg food must be given daily as soon as the birds are paired. It may be discontinued or given at intervals of three or four days when the female is incubating. The yolk of hard-boiled egg only may be given for the first day after the young hatch. Seed should always be provided.


Under normal conditions most birds probably bathe daily. China dishes that are not too deep make good bathing receptacles. In winter the water should be warmed until tepid.



A Scotch fancy canary bird—bred to develop the hump on its back



This bird, a crested canary, is like a Skye terrier inasmuch as its eyes are entirely concealed by its topknot

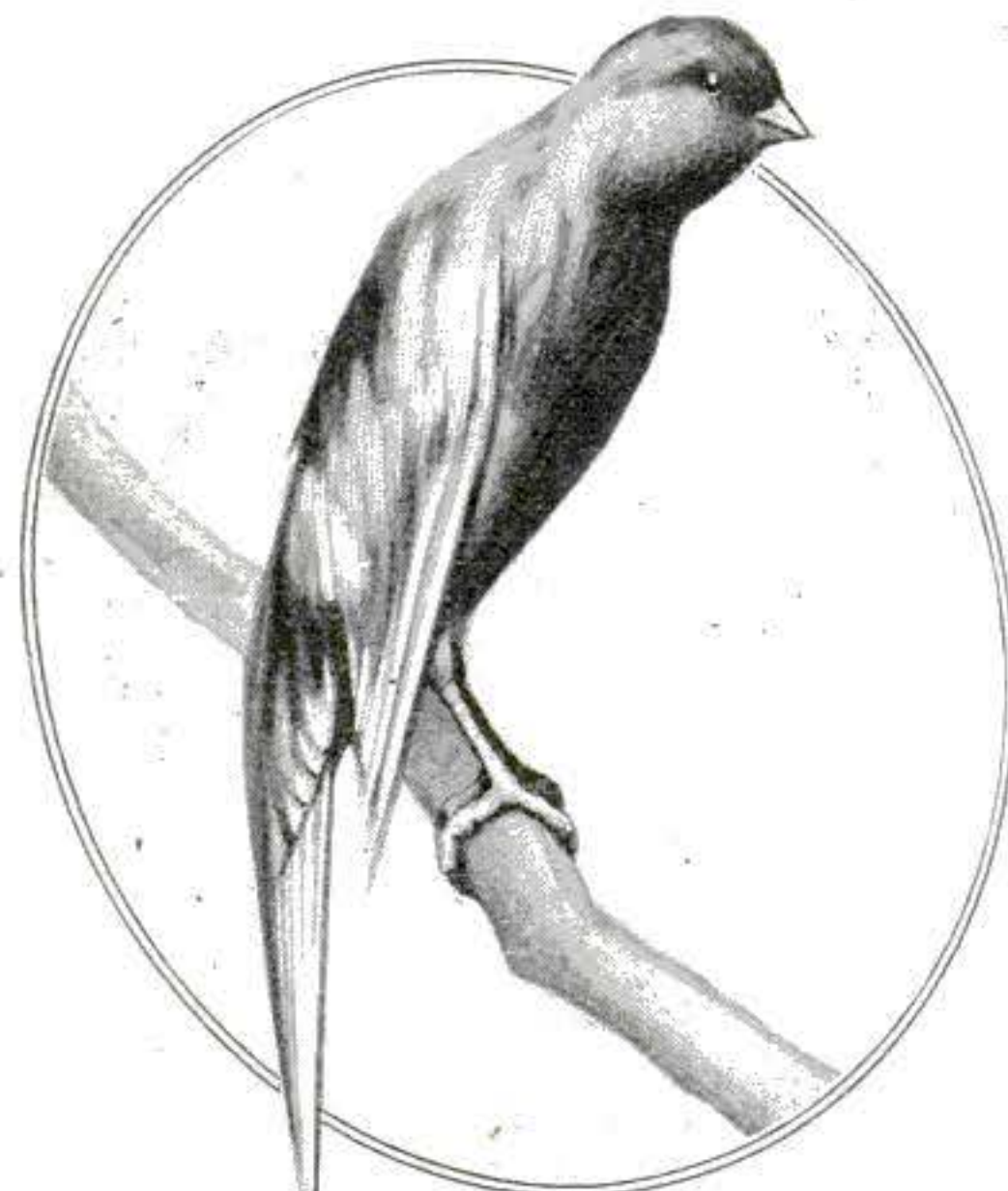


Instead of being yellow, this bird, the lizard canary, has variegated plumage; hence its name

breeding cages as 22 inches long, 12 inches wide, and 16 inches high. Several types of open breeding cages made of wire may be obtained, or a box with a wire front may be made.

## Care of the Cages

Though canaries, when acclimated, can endure a great degree of cold, they are very susceptible to sudden changes in temperature, and cold drafts are fatal. This should be borne in mind in choosing a place for the cage. The room must be kept at a fairly even temperature, day and night. Wherever placed, the cage must be kept scrupulously clean. Seed supplies must be replenished and water renewed each day. The receptacles for these necessities should be cleaned and washed carefully at short intervals. Cages that have removable bases should have the tray in the bot-



Another canary with a hump on its back, the Belgian fancy; it is a very rare bird



# The Community House for Soldiers

An experiment in democracy conducted by several war organizations and financed by the people of Ohio

By Raymond B. Fosdick

**A**N army representative of the highest type of American democracy cannot be turned out by military machinery alone. We have come to regard the contentment of men in training as vital.

To the American Recreation Association, operating in their war work under the name of War Camp Community Service, fell a difficult task. Making sure that the men find available the best, and only the best, that the particular community affords, has been their task. Into more than six hundred towns and cities the W.C.C.S. has sent trained workers. In stimulating each community to utilize its own resources in the most effective manner, some unique institutions were evolved.

## A Unique Community House

The first Community House was built at Manhattan, Kansas. The most interesting one, structurally at least, is at Chillicothe, Ohio, near Camp Sherman. It is in the form of a great Maltese cross. The people of the State of Ohio were asked to furnish the funds for its construction and equipment.

The Camp Sherman Community House has become the Mecca of people from all over the country who come to be near their sons, husbands, sweethearts, and brothers in the camp. Here, too, the townspeople mingle freely with the soldiers; and the community activities, the musical life of the town, home talent entertainments, and social life generally is conducted on a scale heretofore impossible with small-town facilities.

## An Experiment in Democracy

The lounge, occupying the entire central space of the building, opens on one side into the restaurant and on the other into the auditorium with its stage extending across one end; and when these three rooms are thrown into one, as can be easily accomplished, their seating capacity is fifteen hundred. A large reading and writing room occupies the fourth wing of the house, and from it open women's rest rooms and small parlors.

Built on the curved driveway leading from this central building to the main thoroughfare, are the other hostelries of the "community"—each a model lodge in itself, harmonizing

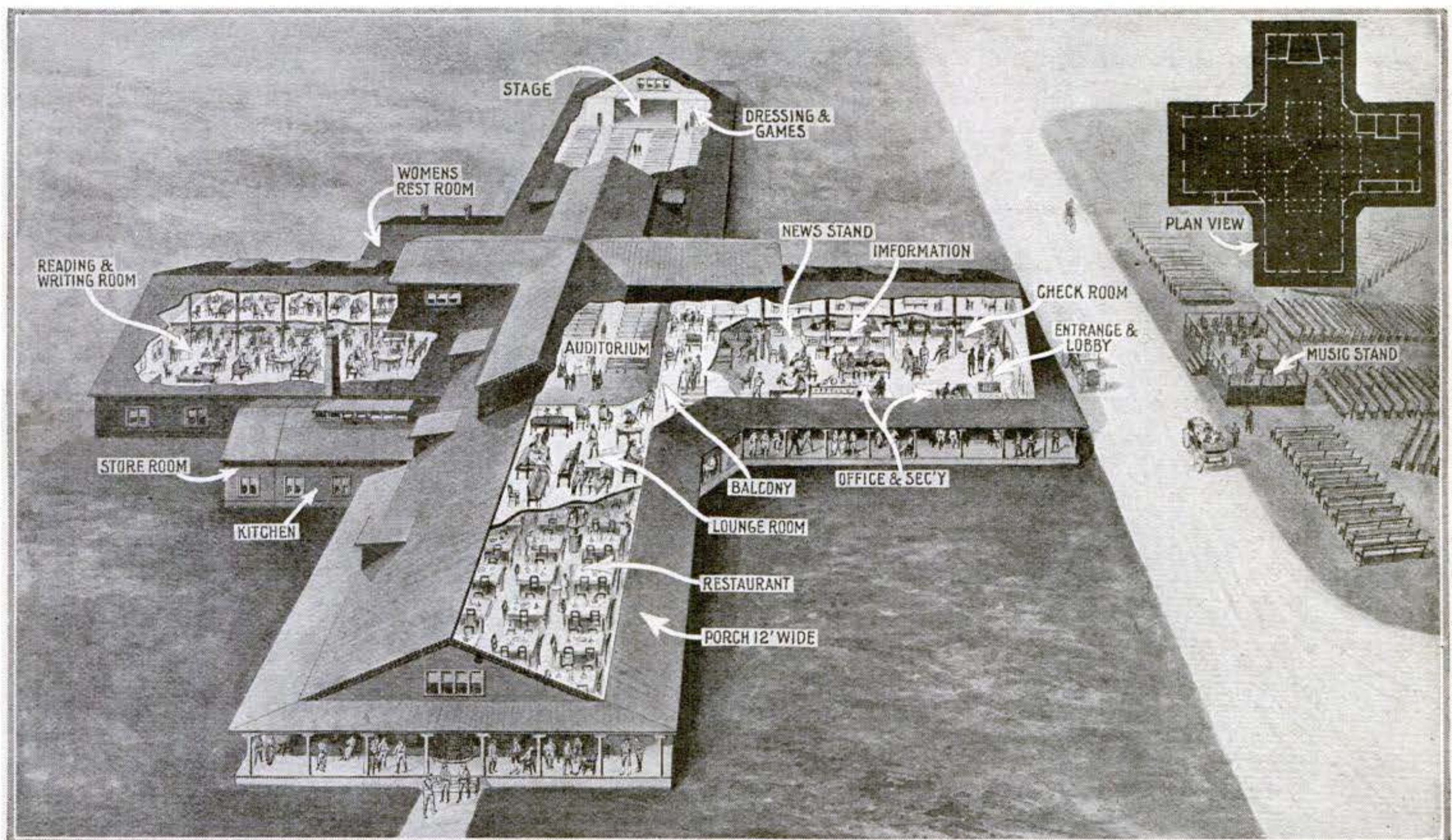
in color and architecture with the main structure. These provide sleeping-rooms with baths, writing-rooms, smoking-rooms, and women's parlors.

The Community House was an experiment in democracy. The results are gratifying. There is noticeable between the officers and men a cordiality that old-time military authorities would have declared impossible.

The change in the attitude of commanding officers in regard also to bringing women into the camp environment is interesting to observe.

## A Contribution to Community Life

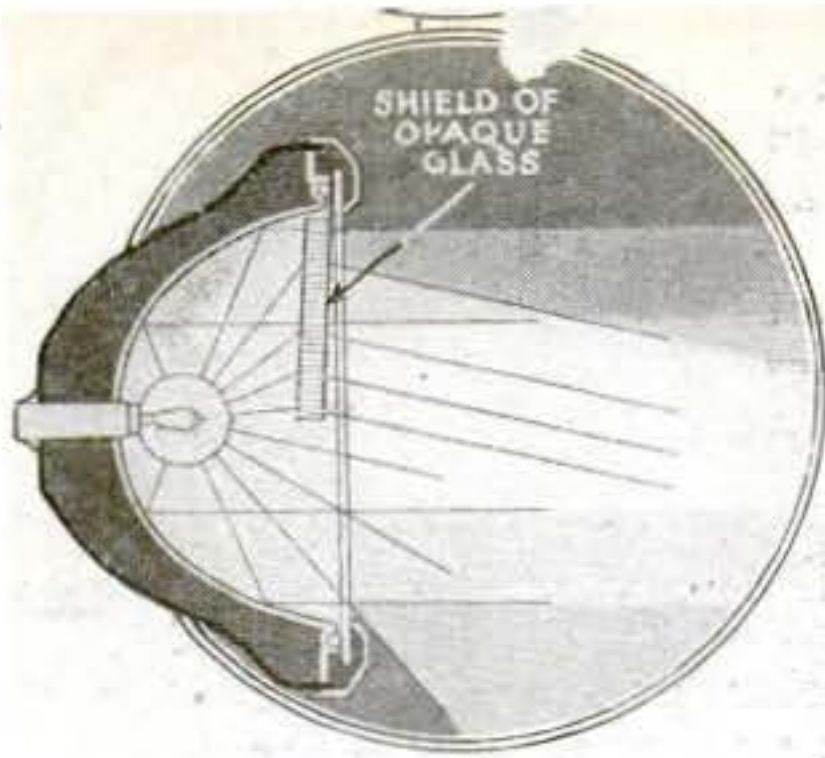
It was General Glenn who did most to hasten the building of the Camp Sherman House, and to make sure that every comfort was furnished the families of the men coming there. The Community House means the re-establishment of the normal social relations of life for the service men, and I am sure that every dollar which Manhattan, Kansas, or Junction City, or any other town has raised by bond issue, or the State of Ohio or the Rotary Club have pledged, will contribute not only to the soldiers' need, but to attaining the ideal town life.



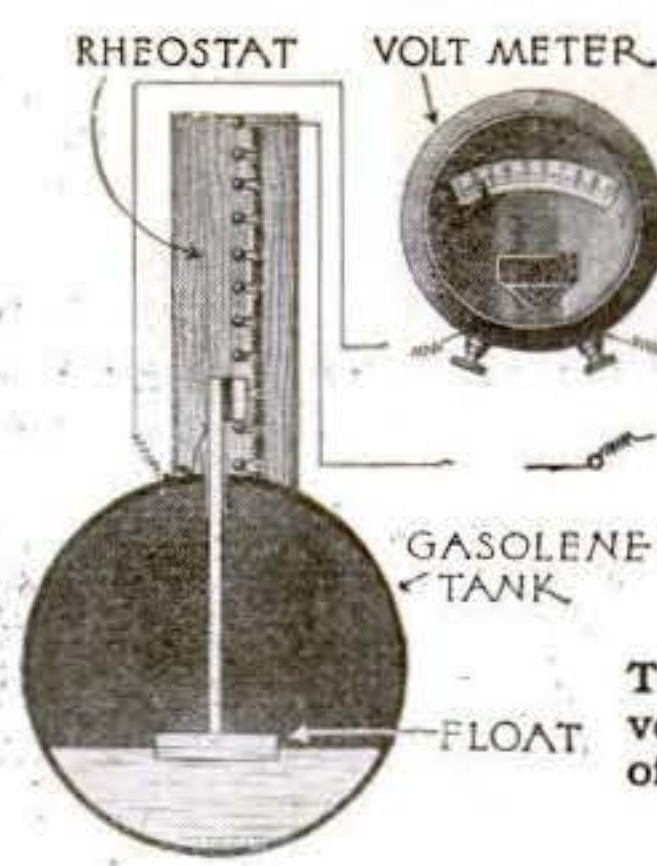
It was constructed jointly by several war organizations, and administered by War Camp Community Service, its object being to promote cordial social relationships between civilians and soldiers

# Some New Answers


What invention and ingenuity and comfort of truck,




This shield of prismatic glass deflects the glare of your lamp




The rheostat indicates on your voltmeter the number of gallons of gasoline in your tank




The trolley-repair automobile, equipped with ladders, tools, and material, has proved effective in Cincinnati




Double-width traction wheels enable this heavy tractor to travel over soft ground without sinking in the earth



To remove the cylinder-head turn the eccentric lever fastener of the claw-clamps and slip off pins




The lock-bar shown here is the latest invention for foiling the automobile thieves. It is simple, easily attached, and permits the moving of the car in case of fire



Put the spring jaws of the plow-beam in the coupler, insert the wedge-block, and your plow is coupled

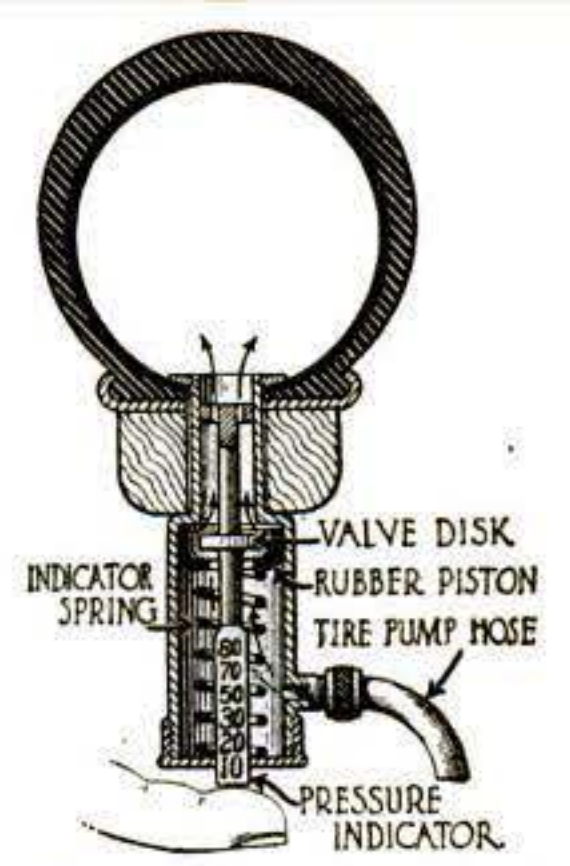
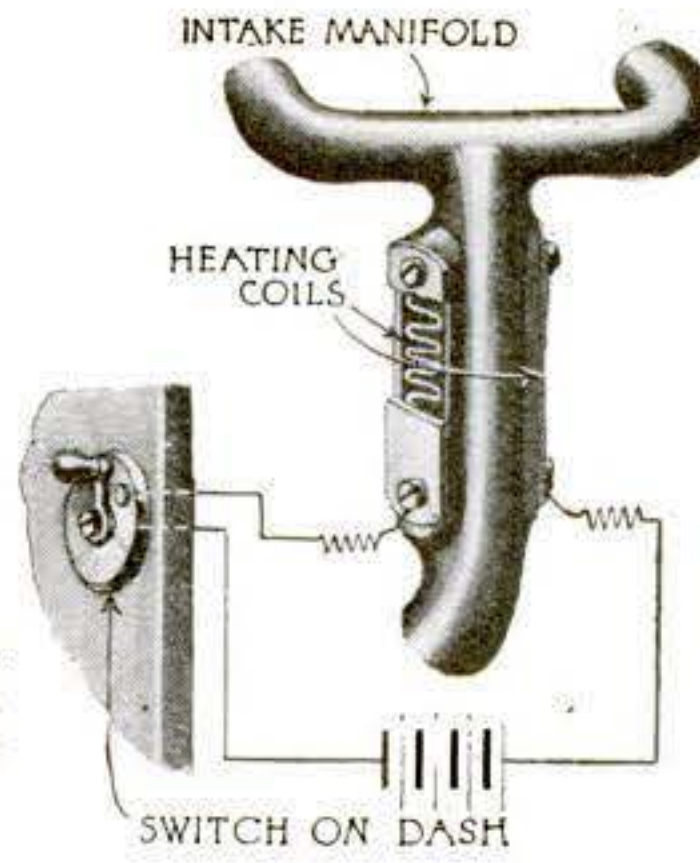
To increase the traction power of small cars pulling a heavy load, they may be coupled by loading the forward end of each car upon the truck ahead



# to Automotive Problems

are doing to add to the efficiency tractor, and pleasure cars


A new electric heater for the intake manifold that will aid in starting the automobile engine



This device indicates automatically the air pressure in your tire




A rolling-mill in Ohio is located about five miles from the nearest city. To solve the transportation problem, an automobile truck and trailer are used to carry the men from the end of the car-line to the mill and back again



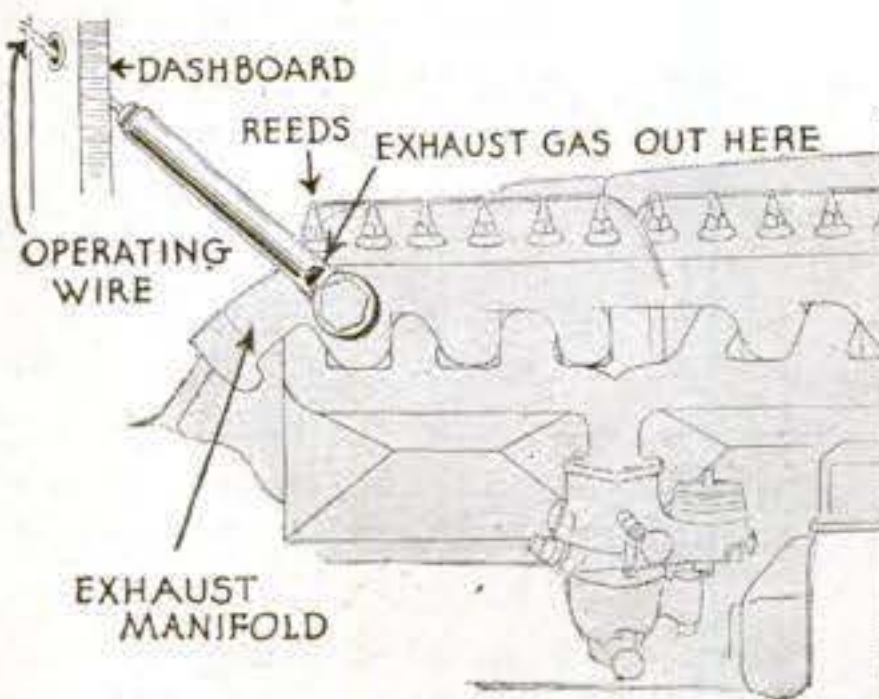
If you use one of these pneumatic jacks it will be possible for your engine to lift the car by air-pressure




This shock-absorber for Fords has three coiled springs and four of them are used for each car



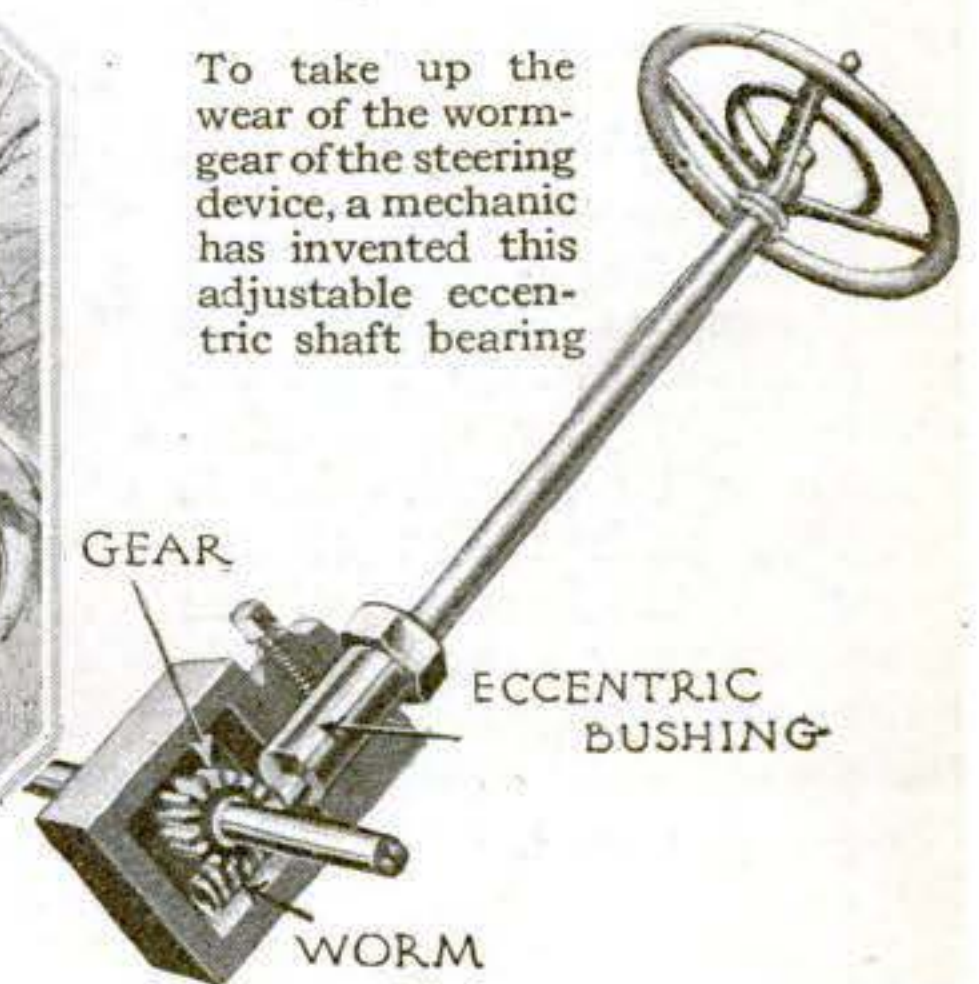
You can try the petcocks of your oil channels without any discomfort by rods extending to the running-board



This new type of automobile exhaust-gas whistle requires no electric current to operate it. It is mounted on the exhaust manifold, and is set in action by a wire from the panel-board



This collapsible cot with a mattress and tent roof, is likely to appeal to automobile tourists for economic reasons



To take up the wear of the worm-gear of the steering device, a mechanic has invented this adjustable eccentric shaft bearing

# How the Cipher Expert Works

The message that reaches him may be a wild jumble of letters and figures, but it soon gives up its meaning

By Charles A. Collman

**T**HE military cipher expert gains only a small share of war's honors or glory; but in the quiet of his office, his swift, subtle, and scientific efforts in deciphering intercepted dispatches and orders many times bring defeat and disaster to the enemy.

Other branches of the military service, engaged upon more active duty, gather the material, which is laid later before the man whose task is the solution of ciphers abstracted from enemy communications. The scout patrol-boat, silently plowing the waters off our Atlantic coast in its quest for submarines, suddenly picks up from the ether the following message, which is recorded by the receiving instrument of the wireless operator on board:

3 SIU O W S E S I L D R Z L A L A  
N A B D E n L Y D a N L F C O E T I  
U O R G H F K A I R L M T E M T

The wireless operator instantly perceives that this is only too evidently a cipher dispatch of the enemy; and, since there are no other enemy craft suspected of being in these waters, it must be a communication sent by one U-boat to another.

## No Cipher Indecipherable

The message is at once rushed by the quickest available means to the nearest office of the Intelligence Department, where it is submitted to the scrutiny of the cipher expert. It is accepted by him as an axiom that no practicable military cipher is mathematically indecipherable. But it requires a remarkably long time, as a rule, to decipher even the simplest kind of message. Therefore speed is essential, so that advantage can be taken of the news contained in this secret communication before it is too late.

So the cipher expert starts to work immediately. His office is amply supplied with all the known data and material by means of which the most up-to-date cipher communication may be solved. He is provided with tables of frequency of the language of the enemy country, covering single letters and digraphs of duals or pairs. He knows that ciphers are divided into two general

classes—the transposition cipher and the substitution cipher; and his first endeavor is to learn in which class this dispatch belongs.

## How the Human Mind Works

Substitution ciphers may be made up of substituted letters, numerals, conventional signs, or combinations of all three. The human mind works along the same lines always. The inventive man creates, but his supposed invention is, in principle, many hundreds of years old. For instance, the basic system invented by the Abbot Trithem (1462-1516) represents the foundation of the modern substitution

ciphers which are most widely used. Transposition ciphers are limited to the characters of the original text, which are rearranged singly according to some predetermined method or key. This method of secret writing is used to obviate the difficulty of deciphering substitution ciphers, since it is essential that the recipient of the message solve it quickly.

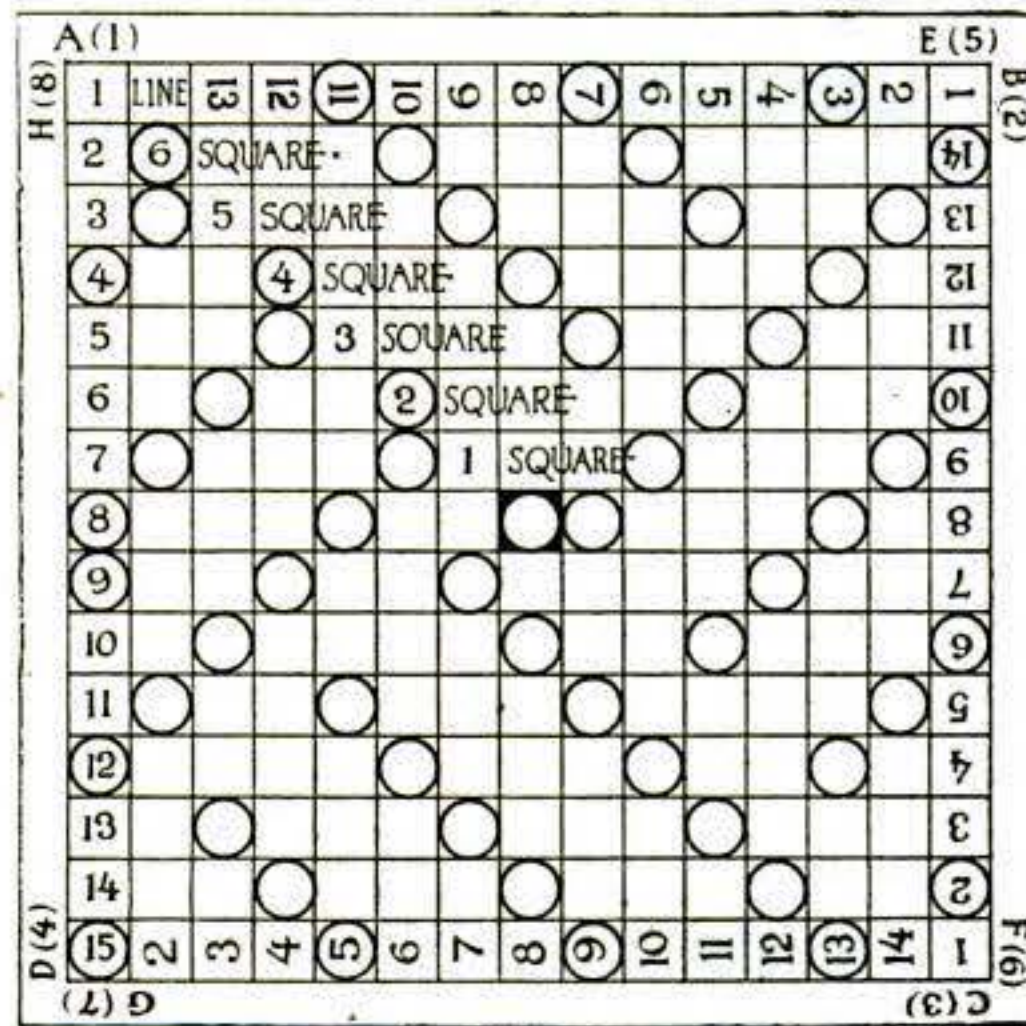
Fortified with his knowledge of the various known cipher systems, the cipher expert closely examines the message that has been submitted to his scrutiny. Much depends upon this initial scrutiny, in which all of his natural powers and talents are called into play. He soon makes up his mind that his frequency tables are of no use in this emergency, since this is not a substitution but a transposition cipher. Furthermore, he recognizes it as a special type of the latter class, from certain plain indications, such as the use of the figure "3" and the junction of the letters "Da," which represent a key. In fact, he suspects that he has before him a form of transposition cipher known as the "net," "pattern," "stencil," or "lattice" cipher.

As part of his office equipment, the expert is provided with most of the known forms of "nets" or "patterns," which consist of perforated squares of tin or cardboard. In this instance he discerns the use of the medium known as Fleissner's improved pattern cipher, in which the pattern or stencil called into play has fifty-seven small round hole cuts out of or punched into the carton, each of which has room for one letter or number.

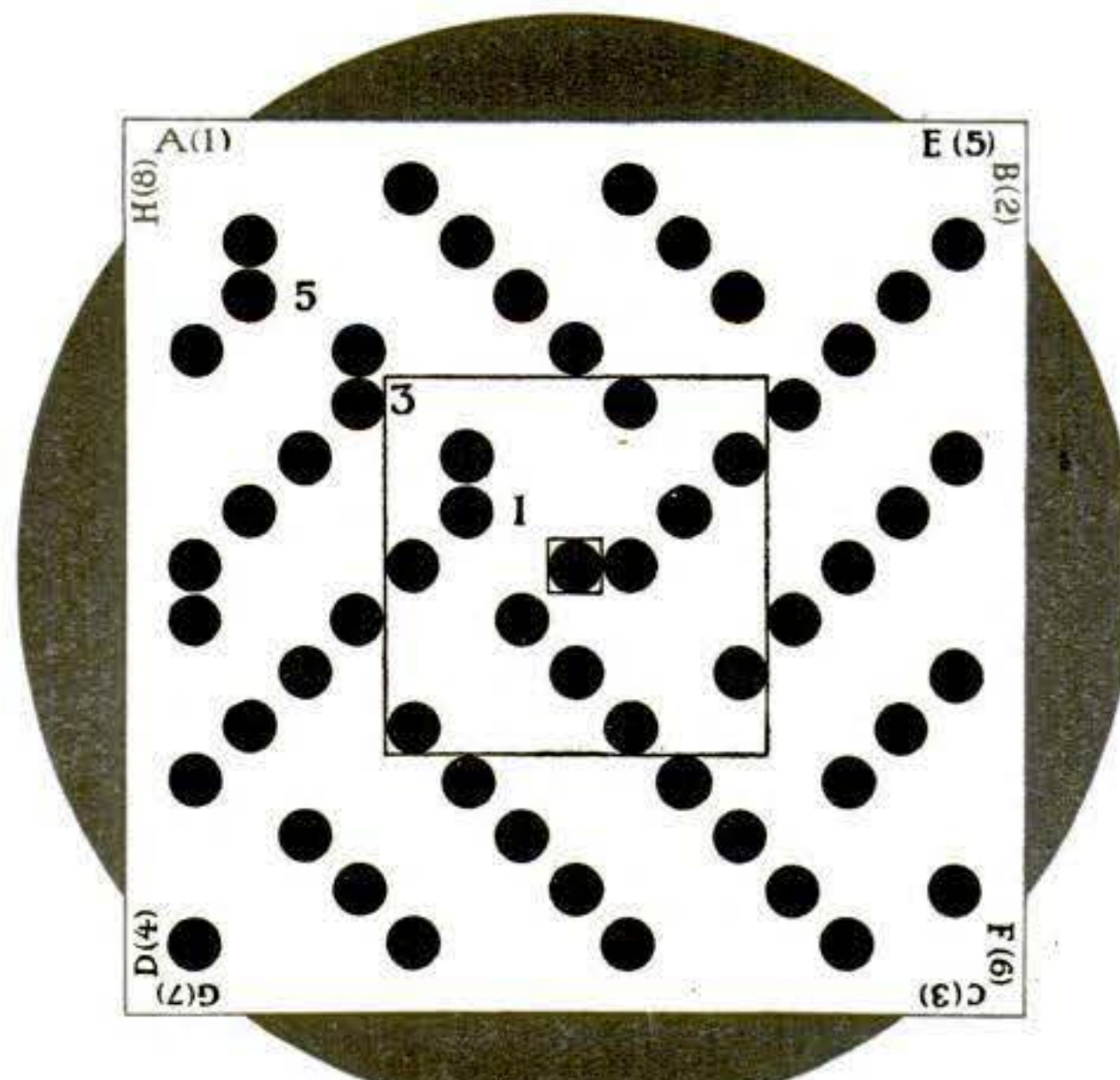
## The Fleissner "Pattern"

The pattern is a perfect square, and the perforations have been made according to certain mathematical calculations, so that, when the pattern is placed upon a sheet of paper, it may be moved in four different positions, and, letters having been written each time in the openings, the entire pattern surface will be covered with a cipher of fifteen lines having fifteen letters each, or 225 letters in all.

The reader need only refer to the accompanying chart to fashion for himself a pattern



The pattern cipher cannot be decoded without the aid of this ground card



The perforated pattern, which, when placed on the ground card, discloses only the letters to be read

out of a sheet of common writing paper, when the problem will present itself to him in the most simplified form. The entire pattern surface is divided into squares, running from No. 1 to No. 7, and the size of the communication will depend upon the squares selected, as follows:

	Openings	No. of Letters
Sixth square	13 x 13	169
Fifth square	11 x 11	121
Fourth square	9 x 9	81
Third square	7 x 7	49
Second square	5 x 5	25
First square	3 x 3	9


### How to Use the Pattern

In the corners of the pattern are indicated the four different positions in which it should be moved: namely, *A*, the first position; *B*, the second; *C*, the third; and *D*, the fourth. It is possible, also, by reversing the surface of the pattern, to obtain four additional positions (*E, F, G, H*); but, since no communication of such extended length is under consideration, this matter may be left to the further experimentation of the reader. The pattern should be moved always from left to right.

From the above sum of the letter openings should be deducted the central perforation, which is not intended for the substance of the cipher message. This opening has a special significance, since here is placed the capital letter (*A, B, C, or D*) that indicates the position of the pattern in which the enciphering of the message was begun.

The cipher expert, bearing these facts in mind, recognizes from the use of the number "3" that the third square of the pattern has been adopted

in writing the cipher, and verifies this fact in that exactly forty-nine letter openings have been used, although in two instances two letters each have been placed in the openings.



Shifting the card about according to well known rules, he solves the "pattern" cipher

Now, in beginning his work of deciphering, the expert draws on a sheet of paper a square that corresponds in size with the third square of the pattern, and fills it in with 7 x 7 small circles in positions corresponding with the pattern perforations.

The next step that the expert takes is to write the letters and combinations of letters of the hostile radio message, which results in a table of seven lines, of seven letters each, as follows:

S	I	U	O	W	S	E
S	I	L	D	R	Z	L
A	L	A	N	A	B	D
En	L	Y	Da	N	L	F
C	O	E	T	I	U	O
R	G	H	F	K	A	I
R	L	M	T	E	M	T

Now the decipherer places his pattern upon this table of letters, and discovers that the letters "Da" fit into the central hole. So it is evident to him that the writer of the message began his communication with "D," the fourth position. He therefore arranges the pattern so that "D(4)" appears in the upper left-hand corner, and the openings in the pattern disclose to him the following series of letters: S O R Z A L C T O K L M. This does not make sense, and the expert realizes that the writer adopted position "D" for purposes of mystification. Further observation inclines him to the belief that the use of "Da" as a key indicates that position "D" was utilized merely as a "stall," and that the real message was begun with position "A."

### The Message at Last

Turning the pattern into the next position, with "A (1)" in the upper left-hand corner, he reads as follows: "Will Be N N E Fire—" He perceives that he has hit upon the proper solution of the cipher, and, turning the pattern to the left again, to position "B," then to position "C," he obtains the remainder of the message, which reads: "Will be N.N.E. Fire Island Light, Tuesday, four A.M."


All is now known. The proper naval authorities are notified, the machinery of the coast defense is set in motion, and on the day, the hour, and in the position indicated, two U-boats are captured or sunk. And perhaps the cipher expert gains at least part of the credit of the achievement.

It may be found interesting to construct a pattern such as the one presented out of tin, cardboard, or even writing paper. The perforations can readily be cut out with a penknife.

A MODERN army without telephone service is in about the same fix as a big city would be if all the wires should go dead. It follows that every effort must be made to keep the telephone service in the field at top-notch efficiency, and therefore daring linemen and operators follow close at the heels of the troops.

On the fighting line "central" is housed far underground or in carefully camouflaged shelters; but the larger stations back of the front are usually safe from all but aerial attack, and they set up their switchboards in the comparative comfort of a large tent or, better still, an abandoned house.

## Hello, Central! Give Me Berlin



At least, an army "central" isn't asked foolish questions, nor does he have to "listen in" to his gossipy neighbors

In addition to seeing that messages go to the right places, the telephone squad must watch out for breaks and make quick repairs. Formerly the squad had to be on the alert for an enemy "listening in"; but in the latter part of the war the lines were so laid that the use of spy microphones by which messages were stolen from the wire was almost impossible.

The army central's task, while made less hazardous by peace, is none the less strenuous. The title of this article may literally be lived up to, for the army centrals will have a large part in aiding the work of food distribution among the starving enemy.

# Now They Motor to the Round-Up



**T**HE time was, and not so very long ago, when the man who lived on the plains would jump on one of his cow-ponies and cut across the pasture-lands to the round-up. Farmers nowadays go to different round-ups, and travel in an entirely different manner. The pony is left to nibble alfalfa while his master takes his

place at the steering wheel of a modern motor-car and skims along good roads to the place of the round-up, where at experiment stations he devotes his energies to learning the best methods for getting hogs and sheep and cattle in prime condition.

## Great Guns!



**A**N entertaining game for children bears the appropriate title "Great Guns!" It consists of a map of Europe in a frame, with a slit in each country to receive a "gun." The object is to coax the guns into their appropriate slots.

## Oriental Monsters

**W**HEN you are in Japan, be careful not to order two crabs for lunch, because two Japanese crabs would keep you eating continuously for at least two days. Rather, ask for a crab's foot, and you will have plenty.

Japanese crabs, unlike the people, grow to a large and ugly size. If you were to stretch out the two longest feet of one of them and stand him up on one pair of nippers, he would be at least four feet tall. If the power of each pair of nippers corresponds with the length of the leg to which it is attached, a Japanese crab on the end of your toe would most likely mean its loss.

The smiling little Japanese lady has evidently not yet been bitten.

## Removing the German Germs

**C**ANADIANS found this queer instrument outside a one-time German dug-out. When they turned the handle, blasts of impure German air gushed forth, while pure air poured in. It was a German machine for drawing bad air out of dug-outs, worked on the vacuum principle.



## Wayside Jewels

**B**US-RIDING in San Francisco must be a wild, precarious undertaking, for the bus company there has just erected a box-safe in which to place the money and jewels of venturesome joy-riders.

The automobile starter, a very earnest man, is here shown locking up the safe after a bus-load has handed him their valuables. He alone knows the combination of the safe and is responsible for all contained therein, so he needs must be a worthy person. Not only worthy, but brave; for some dark night, while waiting for the return of the riders, he may find himself surrounded by passing burglars. As to whether their jewels are safer here than on the bus must be decided by the owners.

# Here's Another Record-Breaker



**I**N a moment of great patriotic fervor, five hundred tailors, residing mostly in Chicago, decided to build this flag. That it is enormous can readily be seen. But not only is it large—it is the largest ever made. These fervent five hundred carried on a thorough investigation of flags and their sizes before they started work on this one.

They learned that the champion was seventy-five by one hundred and fifty feet, and promptly decided to make theirs eighty by one hundred and sixty feet. And so this enormous creation is nearly thirteen thousand feet square. Each strip is six feet wide and each star is five feet tall. It is so well put together

that there is no "wrong" and no "right" side—both sides are the same. And the colors, too, are "fast," so that no thunder shower will make it "run," and no sunshine cause it to fade.

In spite of its great size, the whole thing weighs only four hundred and fifty pounds,

and is very easy to unfurl. When it was finished, the tailors dedicated it to their fellow workers who dropped their shears to take up guns. It made its debut from the City Hall building in Chicago on Labor Day.

The affair was most impressive. A band of eight hundred sailors played the national anthem as the flag was unfurled. Then two hundred thousand people marched by and saluted it.

It has since figured as the star performer in many patriotic celebrations. Once it was the grand finale to a sham No Man's Land battle which took place at a war exposition at Chicago.



## Mosquitos Drove Them to It


**T**HESSE men are not playing bugaboo with this soldier, nor are they modest Turks veiling their blushing faces, nor yet again are they ghosts that walk by night. They are sane, normal Italian soldiers very sensibly covered with mosquito netting prior to turning in for a night's rest. The comfort of screened windows was not theirs in their rude homes on the Piave, and Austrian mosquitos had been in the habit of feasting greedily on their tired bodies as they tried to sleep. On this particular night, the pests probably slunk away baffled.

## A Cafeteria for Pigs

**G**ORGING continually from morn till night brings unto a pig peace, which in turn causeth fat. Since a pig's function on earth is to grow fat, food should be ever-present in his sight. That this might be, some Ohio farmers built a self-feeder by means of which pigs can eat as much as they liked.

The self-feeder is a small house in which pig feed is stored. Outside of the house there are small compartments in which different kinds of food are always present. This is made possible by adjustable slides which connect the compartments with the food-bins within. A steady flow of food slides down from the bins into the compartments.

Piggy eats a little corn, and then some barley, and then something else. In spite of his greed, he knows what is good for him and never overeats.



## Not at Home to the Enemy

**I**N the earlier days of trench raiding on the western front, a young officer who had been studying medieval methods of defence decided to apply the idea to his trench section. The result, shown in the picture, was generally adopted along the British front.

The V-shaped gate swung outward on hinges at the top. When the Boches were behaving the gate was held up by a chain, permitting free passage into the adjoining trench. But in a raid the guard stood ready to drop the barbed-wire protection and secure it with an iron stake.

## An Electro-Magnetic Catapult to Give Airplanes a Good Start


**I**F an airplane is shot from a catapult instead of starting entirely by its own power, not only can it be started flying more rapidly and in a smaller space, but it can be made to carry nearly ten times more load. And if the catapult is built on the electro-magnetic plan it can be made to serve for airplanes of different design and size, including hydro-airplanes. These are the ideas that prompted Godfrey Lowell Cabot, of Boston, to design and patent a launching mechanism of the kind mentioned.

The catapult takes the form of an electrically driven carriage receiving current from the rails on which the wheels travel, and completing the circuit by means of a third rail between them. A brush attached to one wheel axle takes current to a motor geared to the front wheels, and also, by another wire, to the electro-magnet. The second binding-posts are secured to shoes contacting with the third rail.

The third rail does not begin at the starting end of the track, but a little farther on, the idea being that the carriage and aircraft shall first be set going by the propeller screw, to make sure of the engine being in order. The carriage and aircraft are hurled forward together, and a speed is soon provided at which the aircraft is sure to fly.

An indicator shows the aviator when that moment has arrived, and he signals to the operator of the launching machine, who at once cuts off the current by means of the rheostat-controller. The magnet lets go, and the aircraft sails into the atmosphere.

The carriage is brought to a stop by automatic brakes.



The inventor of this starting apparatus claims that, besides flying more quickly, the airplane will carry a greater load

## That Betraying Column of Smoke— Force It Down to the Water

**T**HE bridge of an ordinary cargo vessel rises to a height of from 33 to 35 feet above sea-level, and towers above the horizon visible to the observer on the bridge of a submarine at a distance of ten miles. As a matter of fact, however, cargo ships of the average type usually betray their presence at a very much greater distance because of the smoke that belches from their smokestacks.


As early as thirty years ago, Sir Alfred Yarrow, the famous English naval architect, originated a method for driving the smoke from steamships downward. The necessity of giving greater protection to cargo ships passing through the danger zone during the war caused a revival of interest in that plan, and extensive experiments were made proving the effectiveness of the method.

From the base of the smokestack, at an elevation of about six feet above the deck, horizontal ducts are carried to the gunwales on each side of the ship. The

outer half of these ducts slope down at an angle of about 45 degrees. Normally these ducts are closed by dampers on the inside, close to the smokestack. On the inside of each duct, just above the knee, nozzles eject a cone of water spray under a pressure of 150 pounds to the square inch. When it is desired to divert the smoke, the damper of

the duct on the lee side of the ship is opened, the damper of the smokestack is closed, and the water supplying the nozzle in the respective duct turned on. The cold water cools the gases, and this and the force of the spray cause the smoke and gases to descend to the water and settle.

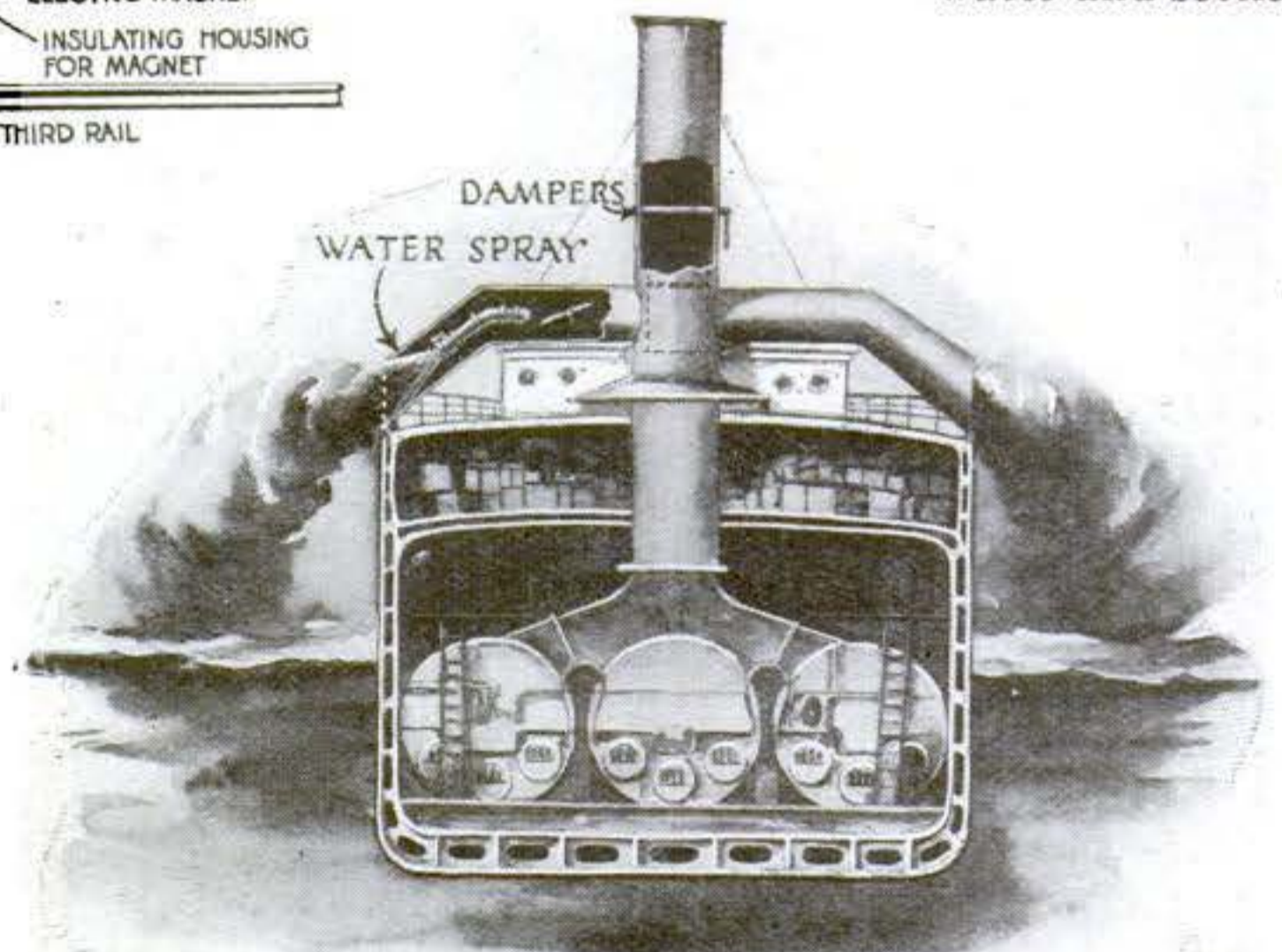
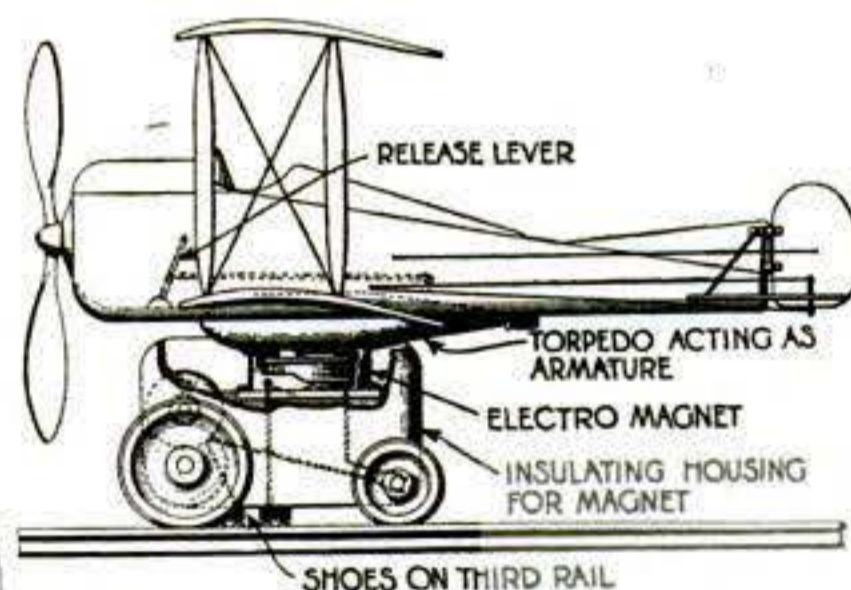
## How to Keep a War Map



**F**IRST, get a good map, preferably in black and white, with light blue for the rivers. A recent map prepared by the National Geographic Society can be purchased for one dollar. Then, procure some flat-headed colored pins. Next, take some highly colored floss or worsted—green, for example—and establish your battle-line by the morning newspaper.

Make the whole line uniform green, with no attempt to differentiate between the different forces.

When there is occasion to change the map, select bright yellow to establish the new line of advance, placing the pins in the names of the places captured and letting the yellow floss be guided from the points on the green line where the change has taken place.



Smoke from an ordinary cargo vessel can be seen for a distance of seventeen miles. Here it is forced down by water spray



# Ice Gorges in the Mississippi River Grind Helpless Ships:

## A Winter's Tale



The man who named this type of boat a "snag" boat was surely tempting fate. Fate accepted the challenge, and here is the result. Horatio C. Wright has completely lost his starboard side—lost it to a barge



This barge was nestling comfortably in its bunk at Cairo, Miss., when along came the ice and whisked it away to Norfolk.

These barges, which succeeded in running the gauntlet, emerged from the struggle sadly dilapidated

**T**HE Arctic region is not the only place where people can see huge masses of snow and ice heaped up. On our own Mississippi River in the winter-time there is a spectacular display of icy things, with the additional attraction of several wrecked ships and barges. For the severe ice conditions due to the bitter cold play havoc with the river boats, throwing them about in most undignified fashion.

The region around Cairo, which lies at the junction of the Mississippi and Ohio rivers, suffers most. But Vicksburg, Memphis, and St. Louis are by no means overlooked. Early in December the mercury usually slips down

below the zero mark, and the river starts to freeze. Then come days of sleet and snow, when all the river boats are frozen in. All this time the water is slowly rising.

Each day the weather grows colder until the thermometer reaches down toward twenty degrees below. Sometimes the river freezes solid from shore to shore. The rising water loosens the ice, and then the ice lets go in huge masses. Barges are dragged away from their moorings, carried down the river, and sunk. Boats are torn to pieces; others are picked up, carried down the river, and sunk.

The ice shows no favoritism. Im-

portant government boats receive the same treatment as tug-boats. One winter four large packet-boats, worth half a million dollars, were sunk in five minutes.

This riot usually lasts for several weeks. When, finally, its energy is spent and the ice calms down, the river is full of wreckage. Some half-sunk boats are floated again, and some of the barges are saved; but so many boats are a total loss that this ice spree costs the owners more than a million dollars each year.

There seems at present to be no way of protecting shipping from the fury of the ice.


## Putting the Motorcycle on Skates

**A** MOTOR-WHEEL for skaters, invented by Thomas Avoscan, a citizen of Switzerland, enables lovers of skating and motorcycling to combine the two sports, and to enjoy both at the same time. The invention consists of a tubular frame with an engine-driven wheel at one end, and a sled with a single runner supporting a seat at the other end. The drive-wheel has projections on its tire to give it a firmer grip on the ice. A gasoline or other engine may be used to supply the power.

The rider sits on the seat attached to the runner at the rear end of the frame, and rides on the ice or snow, or he detaches the seat and, standing on the skates, lets the drive-wheel pull or push him over the ice. The handle-bars for steering the wheel are at the rear end of the frame and the turning motion is transmitted to the

fork of the wheel-frame by a cable or chain wound around pulleys.

Two pairs of handles, placed back to back, are provided. One pair, with the handles bent downward, is intended to be used when the seat on the runner is occupied; the other pair, with longer arms placed in a horizontal position, is used when the skates are in use.




When the runner is not used, the rod to which it is attached may be folded, together with the runner, so as to rest on the horizontal top of the frame. When the skating seat is used, the operator rests his feet on foot-rests provided at the lower end of the brace-rod. These rests have downward extensions at their free ends by which the rear part of the frame is supported when the engine is not running.

One of the mechanical features of this invention is apt to confuse persons who are accustomed to riding bicycles. In steering, the wheel turns in a direction opposite to that in which the handle-bars are turned. The inventor claims that this is desirable to obtain the best results in skating. To produce this effect he has provided a crossing of the steering cable between the pulleys.

# All Sorts of Johnnies Will Come Marching Home



It wasn't an exclusive war. Among the Hun-hunters were these Egyptians who have gathered about the regimental scribe for the purpose of sending the good news home




From India — which, despite German propaganda, was loyal — came some splendid scrappers to make things lively on the French front. In the intervals of fighting the Indians were great card-players; but it is said that pinochle is not their favorite game



China represented the far East on the Western front with sturdy labor brigades. These pig-tailless citizens of the republic are watching a dragon fight that has been staged by their leaders

Little Portugal didn't consider her treaty with England "a scrap of paper," but rather as good reason for a scrap with the Hun. Her soldiers made excellent bombers, as Fritz will admit



South Africa sent colored as well as white soldiers. The huskies in the picture, both white and black, belong to a native Red Cross hospital corps




Lo, the fighting Indian! When these original Americans took the war-path against the Kaiser, they proved to be invaluable scouts and most daring trench raiders

# While the Armistice Is On




British official photograph

Our Ally from the East shows his idea of a "standardized" ship



"From Berlin to Paris," said the sign on this German made merry-go-round, but its French captors made the sign read the other way



"Merrily he rows along,  
Rows along, rows along!"

He paddles his home made canoe  
while Foch lays down his terms

An old motorcycle engine furnishes  
the power for this trench-made scenic  
railway built by some Canadians

© Underwood  
& Underwood



© Kadel  
& Herbert

Let's hope that this soldier's home-made 'cello makes music "that hath charms to soothe the savage breast"

With characteristic Yankee ingenuity,  
he has made a comfortable cot out of  
materials salvaged from the scrap-heap

© International  
Film



## How Yankee Ingenuity Built Roads in Devastated France\*

WHEN the American troops arrived in France, they found the military roads near the front in a deplorable condition and entirely inadequate for the safe and rapid transportation of troops and war materials. It became one of the first important tasks of the American engineer troops to build new roads and to repair those already in existence.

The rapidity with which the Americans built substantial roads and the thoroughness of their work surprised even the French, who are noted for their road-building. But our engineers had at their command the best labor-saving machinery for road-building. One of these labor-saving devices is shown in the pictures below. It is an apparatus for distributing liquid asphalt for binding purposes over newly finished roads.

The apparatus is mounted in a unit on a special frame which fits over the frame of an automobile truck, and which can be removed as an integral unit in one hour by unscrewing the nuts of sixteen bolts which fasten the frame to the chassis.


The asphalt is carried in a big tank holding 1000 gallons, and is melted and kept in a liquid condition by a system of pipes through which steam, generated in a steam-boiler located at the rear end of the truck, is forced.

Some of the steam generated in the steam-boiler is used to operate a locomotive air-pump at the front of the tank. The air compressed by this pump is fed directly into the tank, and supplies a pressure of one hundred pounds to

the square inch. By this pressure the asphalt, which is constantly kept at a temperature of from 150° to 200°, is forced through the nozzles of the sprayer in the rear and distributed over a wide strip of the road-bed.

The air-pump is so arranged that by the changing of a few valves it becomes a vacuum-pump. By exhausting the air from the tank the melted asphalt is sucked into the tank. This is an important feature in view of the great viscosity of the asphaltum and the difficulty of charging the tank with that bituminous substance in any other way.

One of these asphalt-spraying machines greatly expedited the building of military roads in France



If the thermostat balks, or when there is no thermostat, the driver can regulate the amount of air for cooling the engine



### How to Control the Temperature of Air-Cooled Engines


IT is essential for the proper working of an air-cooled automobile engine to maintain a nearly even temperature. Obviously in zero weather less air will have to circulate around the engine to keep it cool than on a hot day.

A recent addition to the large number of devices for controlling the air intake is one patented by Leslie W. Griswold, of Cooper, Ia. The inventor provides for two sets of shutters similar to the familiar window-shutter. One set is in front of the engine-hood, the other underneath, near the front end.

The shutters are controlled by rod connections with a thermostat, which is mounted on one of the engine cylinders and operated by the heat of the engine. Both sets of shutters can also be opened, closed, or set at any desired angle independently or jointly by hand.

For that purpose a handle with a locking device is provided, which is operated from the driver's seat through an opening in the dashboard. Each set of shutters is controlled by a different motion of the hand-control.





You can ferry your car easily across the stream, but what about the car following you?

## A Ferry Driven by the Automobile It Carries

**T**HE problem of crossing a deep body of water in an automobile has been solved in a novel manner by L. B. Robbins, of Harwich, Mass. His device makes it possible to run the automobile on a specially constructed pontoon raft, and to drive and steer it across the water by utilizing the power of the car.

The ferry consists of a platform of timbers resting upon two pontoons placed parallel with each other at a distance greater than the width of the average automobile.

The platform is provided with a rectangular opening between the pontoons in which the driving mechanism is placed. Two sets of rollers, mounted on parallel shafts, are placed

underneath the platform so that the circumference of the rollers is on a level with the platform. The forward set of rollers has mounted on its shaft a small bevel gear which meshes with a larger bevel gear mounted on the end of a shaft at right angles to the rollers.

This shaft extends rearward in a slanting position under the surface of the water, and has a propeller at its submerged end.

In operating the ferry, the automobile is run on the platform between guide rails, until the rear wheels rest upon the two sets of rollers. The motion of the rear wheels is transmitted by the rollers and the bevel gearing to the propeller, supplying the

power for driving the ferry across the water.

The steering device is equally simple and clever. A rod of suitable length is strapped to the front wheels of the car. To the ends of the rod are attached ropes, wires, or cables running over pulleys to the stern end of the ferry, where they are fastened to the tiller.

By turning the front wheels of the car the tiller is moved and the ferry steered as desired.

The inventor has cleverly provided for everything—except the return of the ferry to its starting-point. Perhaps he has faith that there will always be a customer on the other bank, ready to supply the motive power for the trip back.

## Removing One of the Winter Worries of Car-Owners

**W**HEN the temperature outside threatens to drop to the freezing-point, the automobile owner usually begins to worry and to have unpleasant visions of frozen engines and pipes and of large bills for repairs.

An invention that was recently patented by George C. Olmsted, a citizen of Minneapolis, Minn., suggests a possible solution of the problem by providing an automatic device which becomes operative when ever the outside temperature drops below the freezing-point.

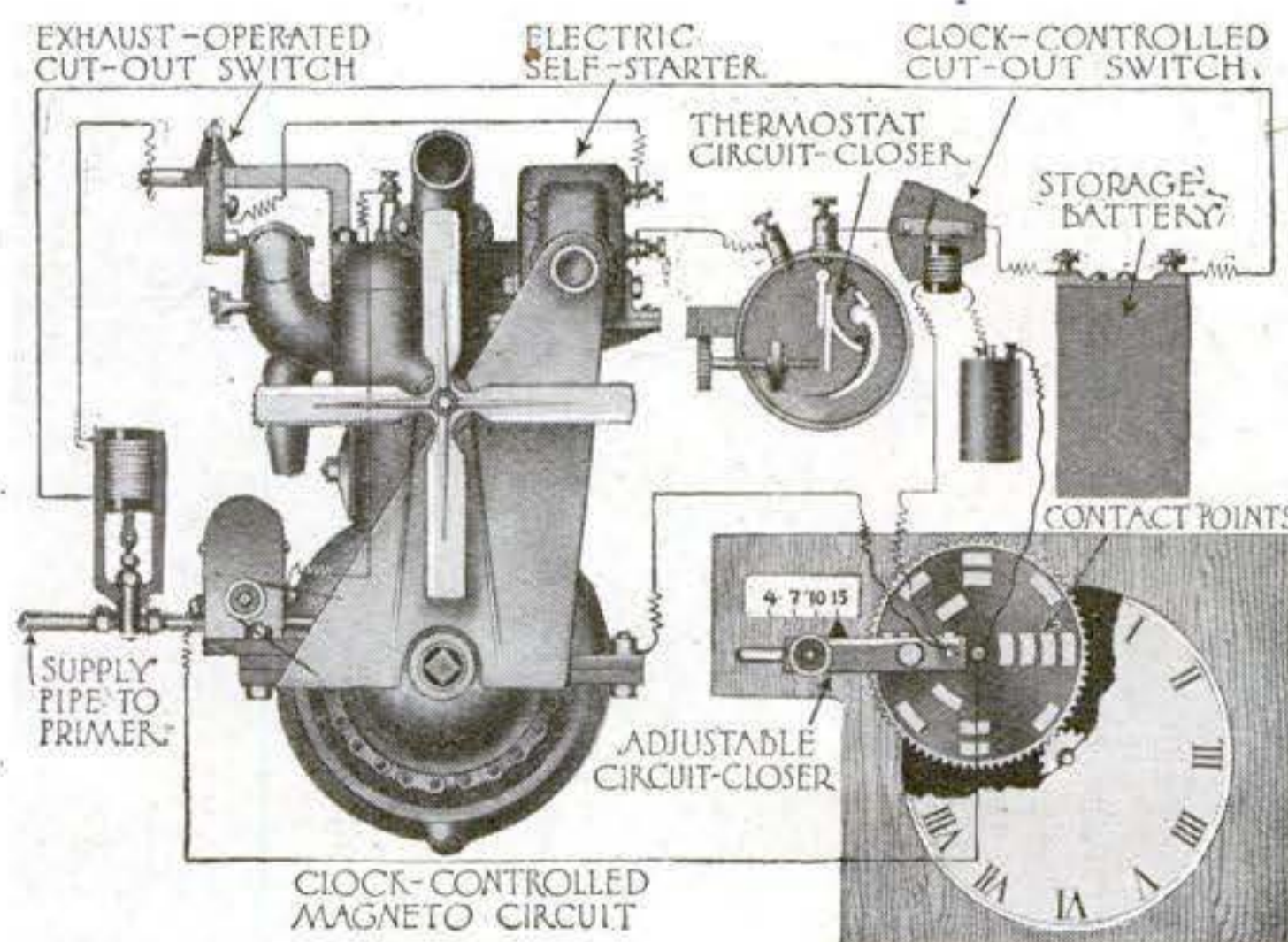
The engine is started, and allowed to run a few minutes, until it is warmed up. Then it is automatically stopped by the breaking of an electrical

circuit, to be started again after a predetermined interval. Unless the cold is extremely

intense, a running of the engine for one or two minutes, at intervals of from five to ten minutes, will result in keeping the water in the radiator and cylinder jackets from freezing.

In addition to the storage battery, an auxiliary battery is also required. The starting and stopping of the engine at predetermined intervals is controlled automatically by a clock-operated disk of insulating material, which has on its surface several concentrically arranged series of spaced contact points.

These points periodically engage a contact arm, thereby opening or closing the circuit.



If your automobile is equipped with this device, even below-zero weather need not cause you any worry.

## Playing Jackstraws with Bales of Cotton

**I**MAGINE playing the game of jack-straws with bales of cotton weighing 500 pounds each. That game is played daily on a large scale at the New Orleans public cotton warehouse, which has a storage capacity of 200,000 bales. The bales are stacked like bricks in a wall on both sides of wide aisles. Some of the stacks are twenty bales high, and each bale is carefully labeled or tagged, the tag giving the identification number, locality, name of sender, and other information.

Suppose that a certain bale of cotton—which may be at the bottom or somewhere in the middle of a twenty-high stack—is sold. It must be removed without disturbing the bales above, below, and on each side of it.

Formerly it required five or six men and half an hour of time to extract a bale from the stack. Now the same work is done by two men in about three minutes, with the assistance of a special device. This bale-extractor has an A-shaped steel frame with two feet, which are planted against the bales to the right and to the left of the bale to be extracted. Two long arms, curved like those of ice-tongs, are pushed between the bales; the bale to be taken out is grappled by them; and then the bale is extracted from the pile by pulling on a rope or cable which runs over the pulley at the apex of the A-frame and draws hooks and bale toward the top of the A, the feet of which rest against the adjoining bales.

The extractor can be operated by a single man. After the bale is removed, the traveling crane, suspended from the ceiling and operated by an engineer, picks it up and carries it to the loading-place.



This simple-looking apparatus makes the unbreathable air of a 20,000-foot altitude possible to inhale. The tube is attached to a bottle containing oxygen

## How Aviators Get Oxygen at High Altitudes

**T**HE mechanical difficulties that in the early days of aviation prevented the reaching of heights as great as 15,000 or even 20,000 feet were overcome; but another difficulty had to be solved before such ascensions became practicable. At extreme heights, especially after a rapid ascent, the human lungs do not function properly. They cannot adapt themselves to the sudden change of air pressure, and the aviator is threatened with suffocation.

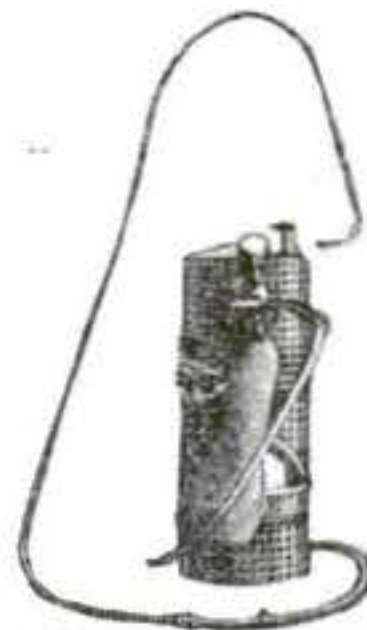
But this difficulty also was overcome. Each aviator was provided with an extra supply of oxygen upon which he could draw in case of need. The apparatus consists of an Arsonval vacuum bottle enclosed in a metal basket. The bottle is filled with enough liquid oxygen for two persons for one hour at a height of 15,000 feet. When the stop-cock is opened the oxygen passes in gaseous form through a tube connected with the bottle.

The cold produced by the evaporation of the liquid gas is so intense that the gas, if breathed in as it comes from the bottle, would congest the lungs and cause death. To make it breathable it is first conducted through a long pipe coiled around the basket containing the bottle, and then into a rubber bag, from which a tube conveys the gas to the aviator. A second coil, with a rubber bag and service tube, is provided for the use of the passenger.

There is no danger of an explosion should the bottle containing the liquid oxygen be struck by a projectile; but the heat from the burning of the airplane would be disastrous. It would cause the gas to expand and burst the container, and the liberated oxygen would aid in destroying the airplane.

The entire equipment for two persons weighs only about eighteen pounds and occupies but little space in the fuselage of the airplane. In the American army it has recently been ordered that every pilot who goes aloft must carry enough oxygen for from six to eight hours.



How necessary oxygen is to an aviator was demonstrated by the experience of Captain R. W. Schroeder, U. S. A., on his remarkable flight of September 18, 1918, when he broke all altitude records by ascending to a height of 28,900 feet.



The Arsonval vacuum bottle

The man in the box of the traveling crane controls the power required for extracting the bales

There are four men in the picture, but only one of them is necessary to operate the bale-extractor



# Real Flying Dutchmen

Mammoth air-boats that are at home in air and water

By Carl Dienstbach

**T**HE first man who gave really serious thought to flying across the Atlantic—serious in the sense that he actually built a flying-machine to carry out his intentions—was Glenn H. Curtiss. He decided that his machine must have an enormous radius of action, and to obtain it he considered it necessary not only to increase the size of the airplane, but also to improve its efficiency.

The chief obstacle to an increase of its efficiency was the landing gear. The sheer weight and air resistance of that appendage wasted fuel. But when Curtiss considered the crew, particularly their comfort and safety, he went to the other extreme, and decided to turn the landing gear into a vessel as big as a sea-going launch.

The boat or launch proved to be so heavy that before the machine could get into the air it was found necessary to leave behind most of the fuel. Later he adopted the "sea-sled" type of boat. While Curtiss was still experimenting the world war broke out. He sold his experimental craft—the *America*—to the British Government, which used it very successfully in patrolling the waters around the British Isles.

Curtiss gave to the world a craft that had some of the attributes of both airplane and dirigible, alternately

flying and resting on the water. Small flying-boats cannot live on the ocean, and to become relatively seaworthy, seaplanes must have sealed catamaran floats, and the men must be raised high above the waves. Only a mammoth craft, something with a huge hull, something that will transform the flying-boat into a flying galleon, can solve the problem.


These huge flying galleons, as war progress has finally shaped them, rival in beauty the most picturesque old-fashioned ships. With their wings suggesting low-rigged ancient sails, they resemble the pigmy vessels in which the daring pioneer navigators of the fifteenth and sixteenth centuries crossed the Atlantic. Every structure becomes beautiful when once it is perfectly adapted to its purpose. These new flying-boats are beautiful for the very feature that makes them practical—their raised tails. What is it that an oarsman must know before he can safely venture out upon a big body of water? That he must cut the waves. Our galleons of the air are dirigible floating weather-cocks. From their rounded compact hulls waves dash off as harmlessly as from the caravels of Columbus or from Hudson's *Half-*



In action! The flying-boat proved no mean adversary for the submarine


*Moon.* They head into the wind as quickly as a high-forecastled, high-pooed ship of old, which was likewise a floating weather-vane. Their high tails, when they rest on the water, head them into the teeth of the wind. If the descent is too steep, the nose may be tilted up, yet the high tail drop clear of the water without splashing and without breakage. Alighting is a more delicate operation in a seaplane than in a landplane. It is only too easy to come down nose first. Let the pilot beware lest the prow be caught in the water and the machine turn a somersault.

It certainly seems a most interesting coincidence that ships that in truth navigate alternately the sea and sky have now assumed the identical and fascinating appearance of the legendary *Flying Dutchman*.





The leviathans of air and sea lying in harbor. They suggest the picturesque high-pooed galleons of Columbus's time

# Do It with Tools and Machines




Milling attachment for the lathe tool post to cut threads of any pitch


Screw-thread leads may be accurately gaged with the tool post shown below





A universal angle fixture to assist the workman at the milling machine and shaper




A pair of adjustable tongs for the use of two men in handling heavy car axles



With the use of these adjustable pliers inaccessible places may be reached. Below are shown the pliers in detail




A power hammer for use in shaping sheet metal to be used on automobile bodies



With this electric machine a molder's helper can riddle foundry sand to the amount usually handled by ten men

In doing odd jobs about a garage oxy-acetylene tanks must be hauled from place to place. The truck here shown is especially designed for carrying the tanks



With this corner staying machine for paper-box making a safety device under the anvil positively eliminates accidents




# Making Things Easier for the Housekeeper



A tray that can be clamped to the base of a syrup jar, for the purpose of catching the drippings

The adjustable shelf on the baker at the right insures baking food underneath as well as on top




This baking-pan has depressions for baking corn bread in the shape of an ear of corn




A heater to keep the baby warm in bed or in its carriage on a cold day



This strainer can be adjusted without touching the strainer with the hands

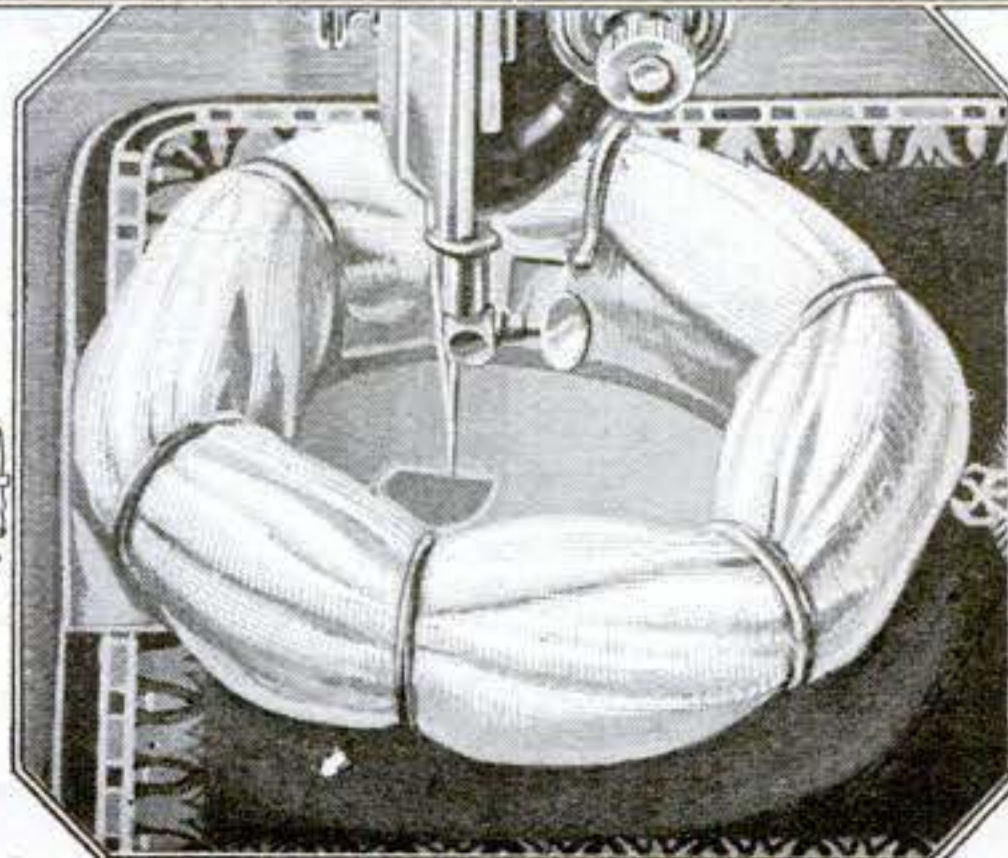


A latch attachment for locking a door with a padlock: adaptable for a barn or shed door



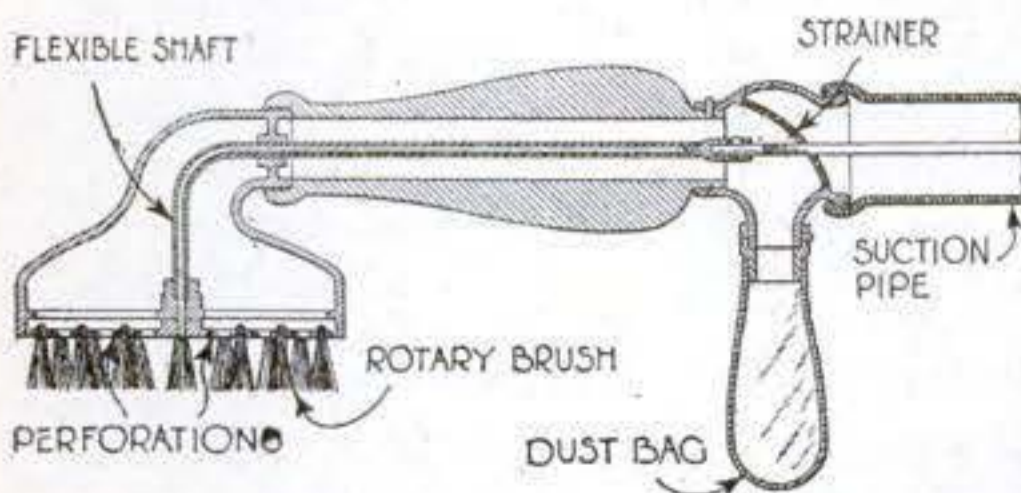
A diminutive hand washboard, which may be used in washing laces, hosiery and other small articles

The hour-glass used for timing the boiling of eggs is here adapted to use as a telephone timer



A special sewing-machine attachment which darns fine hosiery very satisfactorily

A bicycle trouser guard and a thick pin-cushion make a convenient place for this tailor's needles



This rotary brush combined with a vacuum suction is used in cleaning seat cushions



An attachment for keeping scissors in a convenient position for picking up

# Righting the Capsized "St. Paul"

She is about twice as heavy as any other ship that has been rescued from a similar fate

By Joseph Brinker

WHEN the 13,000-ton American liner *St. Paul* turned turtle at her dock in New York, she settled down fourteen feet into the mud, with her topsides only fifteen feet above the water at low tide. Imagine this huge timber, 535 feet long, 63 feet wide, and approximately 80 feet high, lying on its side in forty feet of water.

If the ship had been a timber of homogeneous mass and strength, it would have been a neat engineering job to turn it over; but the fact that it was a ship, with all its rigging superstructure, hatches, portholes, and heavy weights of engines and boilers concentrated at particular points in the hull, made the successful completion of the task one of the most remarkable in the annals of marine wrecking.

In turning over on her side, the *St. Paul's* masts and stacks and some of her superstructure was crumpled up in a tangled mass like so much paper and sticks. This, of course, had to be removed before any of the actual salvage operations could be begun. Then, there were the naval guns to be removed while the floating operations were under way. To remove the rifles on that portion of the deck out of water was a simple task, but that of getting out those which had their barrels stuck anywhere from ten to twelve feet in the mud was a different matter. It required the greatest skill on the part of experienced divers, since it had to be carried on in the midst of much wreckage.

## A Salvage Miracle

With the guns removed, the real salvage work on the ship began. This was done in three steps: first, removing the superstructure and rigging wreckage; second, righting the vessel to a vertical position; and, third, floating the ship after righting.

Under ordinary conditions, the removal of the superstructure wreckage might have been a simple job; but in the restricted area of the slip, which was approximately six hundred feet long and two hundred and forty feet wide, it was a most difficult one, particularly as the vessel took up eighty feet of the width of the slip.

In the great mass of tangled stays and rigging, davits, cowl ventilators, and splintered masts, it was most difficult to free the wreckage, espe-

cially the crumpled stacks, since each stack weighed many tons and was of such bulk as to be decidedly unwieldy. Skilfully placed sticks of dynamite were employed to blast off the stacks and to free the smaller wreckage.

The next step was to determine how the vessel was to be righted and raised.

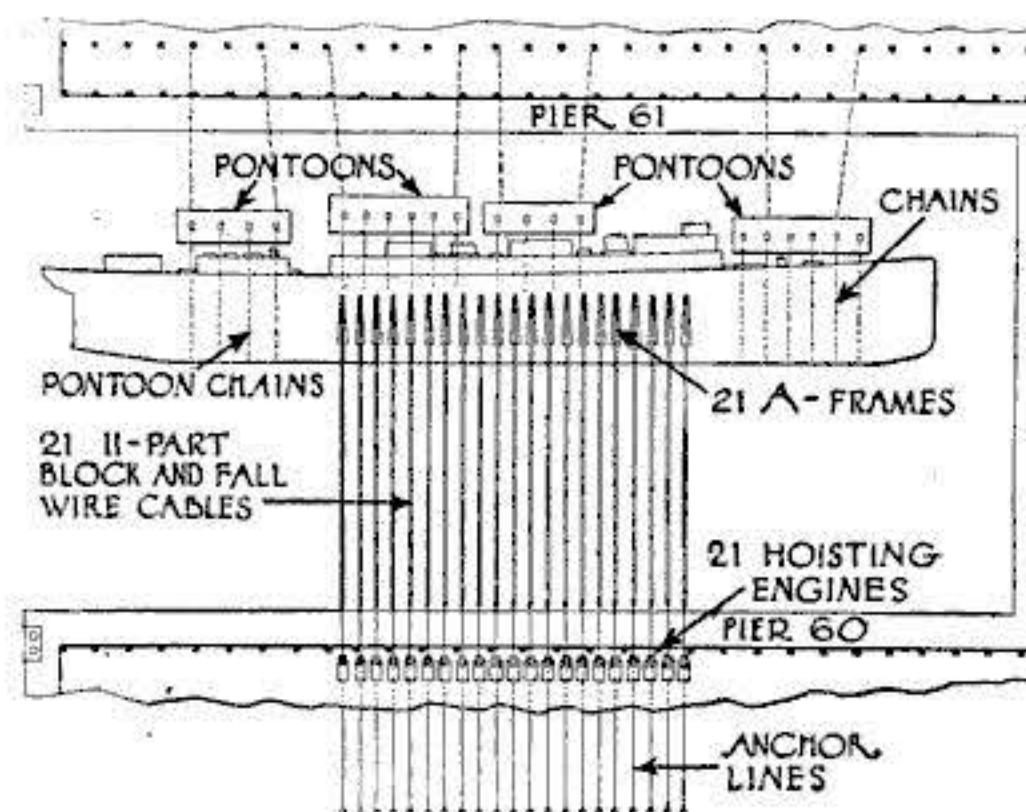
Divers were sent into the inky hull of the vessel, and reported that there were several hundred openings in the shell through which water entered and through which the silt and mud from the river bottom was gradually working its way in great layers from six to eight feet thick.

As many as twenty-two divers were used a day, and the work of directing them fell upon Captain I. M. Tooker, superintendent, to whom great credit is due for the water-tightness of the hull during pumping operations, and for the absence of serious accidents.

## Boilers Found Intact

Besides closing up all of the ports and openings through which water and silt could enter the hull, it was necessary for the divers to make new openings in bulkheads and the like in order to facilitate pumping out the water later on. In some cases, these apertures were made by means of electrically igniting sticks of dynamite placed at the proper locations by the divers. While this method was certain in results, it was not entirely satisfactory in that many of the adjacent ship members and plates were damaged, and to be repaired.

To offset troubles of this kind, Ralph E. Chapman, the salvage engineer in charge, and J. W. Kirk, the machinist foreman, developed an under-water oxy-acetylene flame device which can be employed while entirely submerged.



Showing how tackles attached to the A-frames pulled, while cables from the pontoons lifted, to turn the *St. Paul* upright


In addition to cutting openings in some ship members to facilitate the flow of water once the pumping operations were begun, it was found necessary to erect barriers in other parts of the ship in order to confine the water intended to be pumped out at any one time. Heavy concrete patches and walls were utilized for this work. Luckily, the boilers and the engines were found intact.

The next step was to raise the vessel to a vertical position without moving her lengthwise, so that her bow or stern did not foul the dock piles fifty feet away. On account of her mass of thirteen thousand tons, it was evident that some new means would have to be resorted to in order to right her successfully. After much study, it was decided to attempt the work by means of block-and-falls. This is fully described in the illustration on the opposite page.

While both the A-frames and the pontoons were being placed, dredging was being carried on at both sides of the hull where it lay in the mud.

## Righting the Vessel

The righting operations by means of the pontoons and by pulling on the A-frames were not begun until July 22, although the boat sank on April 25, the long interval being due to the great amount of necessary preparatory work. Once started, however, it took only six days to right the vessel from the original angle of 73 degrees to which she sank, to 27 degrees, where the pontoons were no longer effective. The pontoons were then removed, and two cofferdams placed on the sides of the vessel amidships. These were necessary to prevent the water rushing into the hull, since the boat was still resting on the mud and the high tide was above the decks. The next operation was performed by two large floating derricks, which took hold of the chains on the port side of the hull that had been previously attached to the pontoons, and exerted a lifting and heeling force while the pumps were removing some of the water from within the vessel's hold. This work brought the ship to within sixteen degrees of the vertical, when the A-frames were removed, after which four floating derricks steadied the ship, while the pumps continued their work until she floated free of the mud.

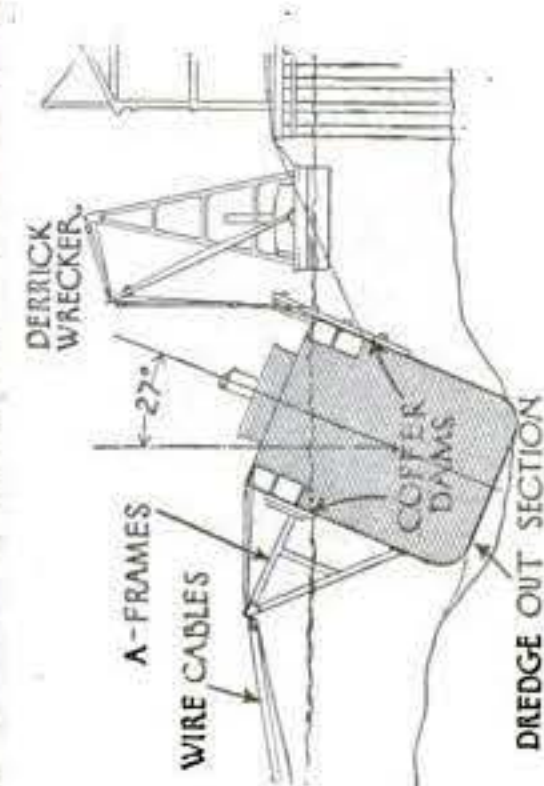


### Methods Used in Righting the "St. Paul"

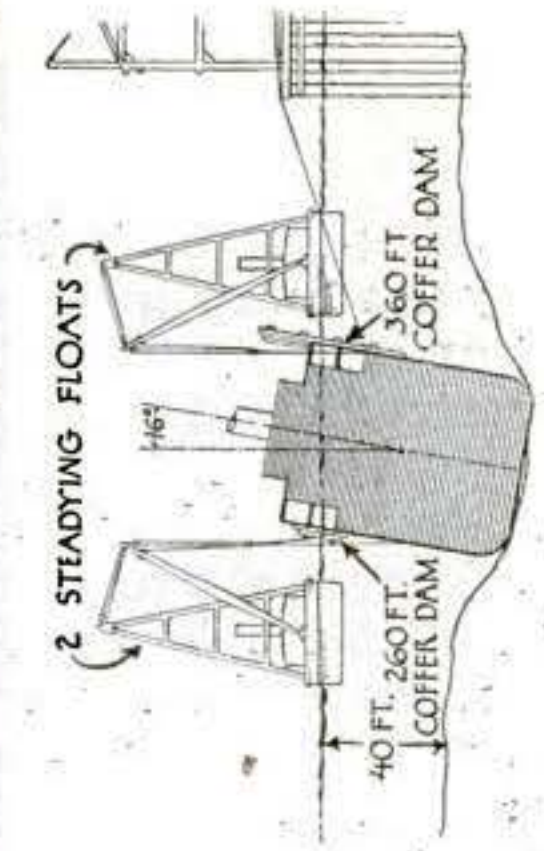
The great ship was literally pulled upright by twenty-one block-and-fall tackles anchored to ten-ton blocks of concrete, and running to the tops of twenty-one A-frames, each about thirty feet high, made of timber and steel plates, and placed amidships transversely of the hull, as shown above. One upright of each frame was placed at the line of the upper deck, so that the pulling strain would be transmitted to the deck-beams in order that no shell plates might be torn off. The foot of the other leg of the frame was held in place near where the side-plating of the ship joined the bottom by means of lugs attached to the hull.

The simultaneous operation of hoisting engines, to which the tackles were carried, exerted a pull that gradually brought the 13,000-ton mass upright. The righting of the vessel by the pull on the A-frames was aided by a pull from the other side exerted by chain cables attached to the port side of the ship and leading to four large pontoons placed between the *St. Paul* and the pier. The cables extended up through wells in the pontoons, and were carried vertically on wooden uprights. Hydraulic jacks mounted on the pontoons themselves took up a notch at a time during the lifting operations.

Each pontoon was pumped out to give it more lifting power, and was so anchored to the pier that it could not move toward the *St. Paul* as the vessel turned.



When the *St. Paul* had been raised to an angle of 27 degrees, large floating derricks took the chains attached to the pontoons, and continued the work of lifting, while pumps removed water from the ship



Two cofferdams were put in place to prevent water from rushing in through the open decks at high tide when the ship had been raised to 16 degrees, but was still resting in the mud on the bottom

# Nature Supplied the Material

FOR reasons best known to himself, a wealthy Cincinnati man desired to have built on his estate a log cabin, to be constructed, as far as possible, from the rough materials that nature provides. He got what he wanted—more or less. For about two years the builder assigned to the job wandered around the woods and shores, plucking branches and gathering stones. When he looked over the accumulated material, he decided to build a three-room log cabin.

The outside looks like a regulation log cabin much in need of a good finishing off—all except the chimney, which, right in its center,


has a most puzzling hole. This turns out to be an entrance for the use of frisky ones who prefer that way of entering the house to the front door. They run the risk of being covered with soot, but then, there's no accounting for tastes.

In the entrance-hall stands a de-

cidely rustic chair. A few trees are scattered around (one of them serving as a staircase support to the regions above); there is an ordinary glass window; and, lastly, a little electric light bulb nestling in the ceiling. Of course the window and the electric light aren't strictly in accord, but even naturalists must have some conveniences.

As for the upper regions, they are distinguished by more windows, the chimney-door, another bulb, and some young trees tacked on the walls.

For the artistic result, little can be said; artistic ideas vary with the individual.



The second floor of a Cincinnati man's "primitive" log cabin, the exterior of which is shown above

This is the entrance-hall, with a tree serving as the stairway. An electric bulb nestles in the ceiling

## Knock-Down Snow-Sheds to Protect Miles of Track

**KNOCK-DOWN** snow-sheds of concrete construction are the latest thing in the railroad world. A bitter fight to keep the Union Pacific tracks clear started with the storm that began December 20, 1916, and was prolonged with increasing intensity through January and February. The finely powdered snow swept downward from the mountains, carried by a gale that often attained a velocity of sixty miles an hour. Whenever a train stopped for coal or water, the snow would pile up around the wheels, blocking the train.


Within five minutes after a snow-plow had fought its way through the drifts, all of the labor would have to be done over again. For six weeks zero was the highest mark.

Driving a rotary plow into one of these frozen drifts was like driving a

motor-truck into a stone wall. Temporary snow-sheds were built, but it was evident that more substantial structures would have to be planned.

As a result, new sheds were decided upon. Briefly, these sheds rest on concrete piles or pedestals. A-frames serve as braces on the sides. Reinforced concrete girders serve as roof supports. Slabs of reinforced concrete fill in the sides and form the roof. The piles were driven from fifteen to thirty feet.

Because of their uniform construction, they can be moved to any location desired.



The A-frames are nine feet wide at the bottom, and twenty feet high. The concrete slabs are 2½ inches thick. Light is provided by omitting the top row of slabs on the leeward side

# Minds as Sharp as Bayonets

## How the Library War Service provides for the education of our fighting men



The boxes used for shipping books overseas are provided with a shelf, so that they can be set up like a sectional bookcase

THE complexities and constantly changing character of the war, and the necessity for the rapid training of specialists in every branch of service, created an emergency in the matter of supplying text-books. Many subjects developed so fast that print could not keep up with them—for instance, aerial photography and camouflage. Army liaison, never before employed on so large a scale, had been written of scarcely at all.

The Library War Service of the American Library Association engaged to furnish any published technical work or text-book that might be needed in army camps, war schools and colleges, or naval establishments, in this country or overseas. It could not very well furnish books that have never been written, but it could do the next best thing. It could furnish the technical and scientific data from which such text-books might be compiled. If, for instance, the latest work on camouflage were hopelessly out of date, the Association would get together all of the available books on animal protective coloring and color-photography. From reference books of similar value the army experts prepared their own text-books in mimeographed form.

### *Arts of Peace Applied to War*

Many of these army text-books concerned the adaptation of familiar arts to army uses. A book on motorcycles that was prepared at Camp Joseph E. Johnston, Florida, included a complete manual of instruction for the convenience of despatch riders, with very complete chapters on the personnel, equipment, and or-

ganization of motorcycle companies in the field.

In a whole library on the subject of printing there exists no book especially designed to fit the needs of army printers.

War and the army have a nomenclature all their own, with scores of abbreviations unfamiliar to civil workers. An army print-shop is different from an ordinary composing-room. The printer had to learn the etiquette of war. He had to know, for example, exactly in what type to set a general order, and by whose authority an officer may have his name and telephone number on a letter-head.

When the libraries were first planned,

it was thought they would be used chiefly for recreation. It was found that the most regular readers used them for study purposes. This meant a rapid reorganization of the book collections, involving the purchase of 600,000 technical and military books. Gift books to the number of 2,600,000 volumes, the donations of the public—largely in the classes of fiction, poetry, history, biography, and travel—were also placed in service.

### *Distributor of Literature to the Army and Navy*

Enormous quantities of the "Burlson" magazines are used in barracks, hospitals, recreation huts, and on troop trains. The sorting of these magazines entails considerable labor, for men in camps are very like men outside—they want new magazines. Millions of these gift magazines were distributed, and the American Library Association also entered subscriptions for eleven magazines to be supplied to all Y. M. C. A. and K. of C. huts where reading facilities are provided, as well as to the libraries proper. These magazines did much to supplement books in providing up-to-the-minute information on technical topics that were still in a state of flux.

Arrangements were made with both Admiral Sims and General Pershing whereby the American Library Association became the official distributor of literature to Americans overseas, and fifty

tons free cargo space was allotted each month for books for our boys.

Thousands of reference works and text-books were furnished to the army and navy by the American Library Association, but many more are needed. There are constant calls for books on mathematics—arithmetics, trigonometries, and geometries. Most of these books had to be purchased, but some were donated.

For the first time in history, the intellectual needs of a great fighting force were scientifically considered and met.



This library interior at Camp Jackson is typical of the buildings which the American Library Association erected in every large camp. In the oval above—Navy boys studying electricity take their library books to the switchboard, in order to combine theory with practice

## Making the Radiator Easy to Look At


FOR the benefit of fastidious persons who object to radiators because they disturb the artistic harmony of beautifully furnished rooms, a Western manufacturer has placed on the market an imitation woodwork cabinet for disguising the naked ugliness of steam radiators. It is a sort of artistic camouflage that in no way interferes with the usefulness of the heaters.

These cabinets, which are made to order on any style, are of heat-insulated metal, painted to imitate the color and grain of any kind of wood desired. The cabinet is open at the bottom and is placed over the radiator. The cold air from the room enters at the bottom, is heated by the hot steam coils, and passes out into the room through a series of grilled openings near the top of the cabinet.

The slits are provided with shutters, which are connected by a bar with the operating arm of a thermostat installed in a specially provided chamber at one end of the cabinet.

The thermostat may be set for any temperature desired, and when that limit is reached it will automatically close the shutters of the slits through which the hot air passes into the room. The thermostat is operated by the expansion and contraction of an air-tight copper or brass cylinder with corrugated, bellows-like sides.

The bellows movement of the cylinder is transmitted by an ingenious system of levers to the rod, which controls the shutters and causes it to open or shut the slits automatically.



Once installed, this system of house-heating with kerosene continues to function without requiring further attention. The descriptions on the picture explain the details of the apparatus used in this heating system

## You Can't Get Coal? Heat Your House with Kerosene


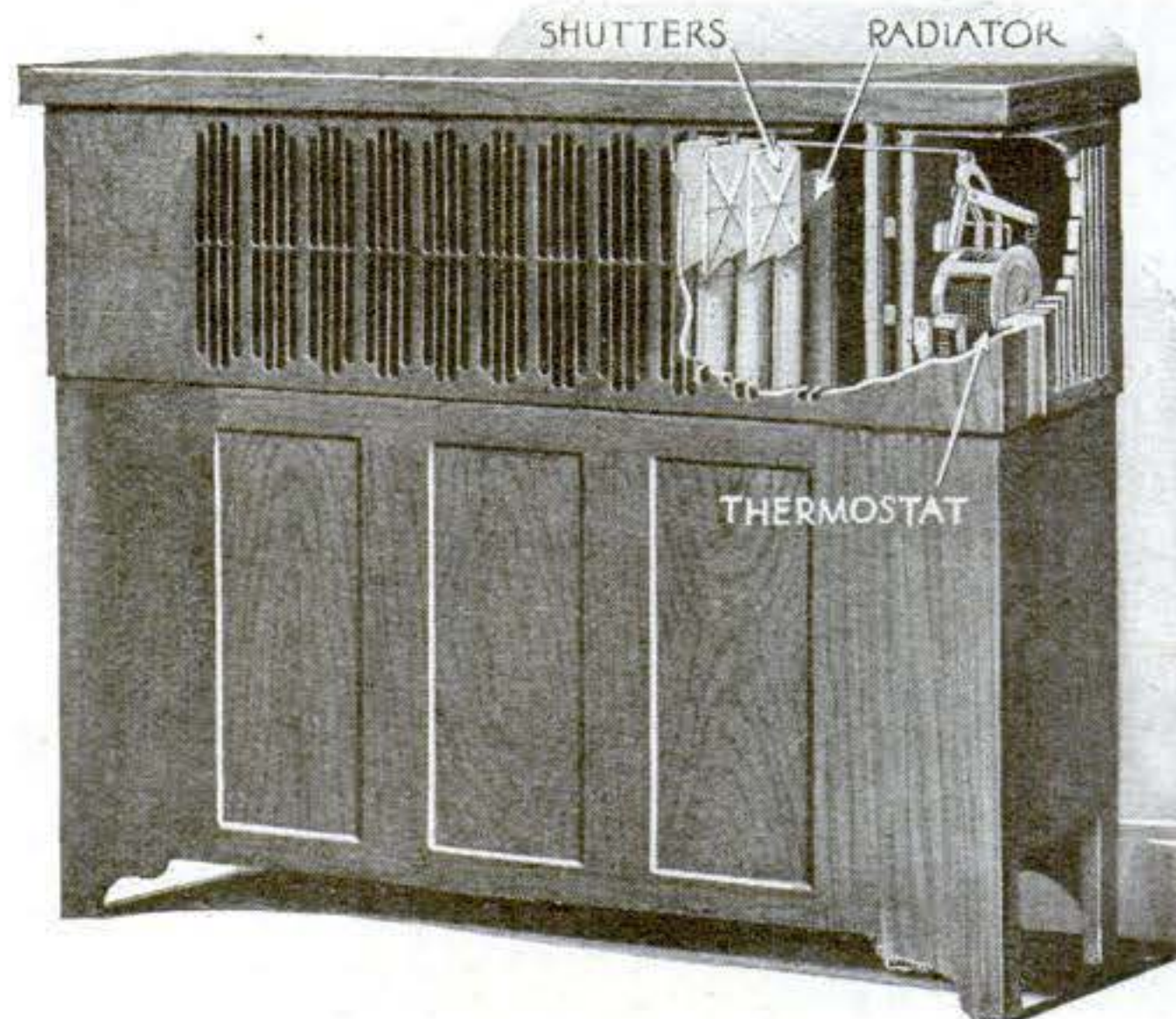
THE difficulty of obtaining coal has induced many house-owners and manufacturing concerns to substitute kerosene. The system of house-heating with kerosene is easily installed in any house equipped with a steam or hot-air furnace. Aside from the removal of the grate bars, no change is necessary in the furnace. Any good mechanic can install the system in a few hours.

The apparatus consists of a kerosene-tank connected by a narrow feed-pipe with the combustion-chamber, a motor-driven blower which atomizes the oil and blows the spray into the combustion-chamber, a pilot light to ignite the oil spray, and a thermostat for regulating the fire according to the desired temperature. When the temperature of the room reaches the point at which the thermostat is set to operate, the electric circuit to the motor is broken, so that the blower stops feeding fuel into the combustion-chamber and the fire goes out.

When the room temperature drops and the thermostat again makes the electric contact to the motor, the fuel is ignited by the small pilot light in the bottom of the combustion-chamber.

This method of using kerosene

instead of coal as a fuel in house-heating plants undoubtedly offers many advantages. It is much cleaner than coal, and, once it is installed and set in operation, requires practically no attention. There is no smoke, soot, or waste, no ashes to be removed, and the temperature is regulated automatically. But the system is not economical. The cost is as great, probably greater, than the cost of coal. Another drawback lies in the fact that electric current is required to drive the motor and illuminating gas for the pilot light.



You may artistically camouflage your radiator by covering it with a cabinet. The thermostat inside the cabinet will automatically regulate the temperature of the room

# Save the Nation's Energy—Fuel

Learn how to handle your furnace and save coal and doctors' bills

By A. M. Jungmann


**I**F you want to enjoy better general health and freedom from colds this winter—save coal. A quart of water evaporated in every room of your house every day will mean a saving of one third of your coal bill. What we really need in our houses is humidity rather than a high degree of heat. Moist air feels warmer than dry air of the same temperature, and moist air has the further advantage of retaining heat.

Professor Ellsworth Huntington, of Yale University, recently made a study of some nine million deaths in all parts of the United States and in France, Italy, and Japan. He also made a survey of fifty million deaths in Belgium, Great Britain, Germany, Russia, Rumania, Spain, and other countries, bringing his investigations of deaths up to the staggering number of sixty million. His study has resulted in the conclusion that an average temperature of 64° F. is the best for the maintenance of health. Professor Huntington also found that a uniform temperature is not so healthful as a variable temperature. He concludes that a frequent fall of temperature, followed by a more gradual rise, is an excellent means of preserving health.

## Do Not Heat Sleeping-Rooms

Persons who desire mental and physical vigor should sleep during the winter in rooms in which the temperature ranges from freezing to 40° or 50°. It is not necessary for sleeping-rooms to be warmer than 50° at any time of the day. Windows always should be partly open at night and plenty of fresh air admitted to bedrooms.

The reason people keep their houses at such a high temperature in winter is that the outside air, after it is brought into the house and warmed, usually becomes as dry as the desert of Sahara. This dry air feels colder at 70°



A pile of anthracite coal-dust which is being used in a new composition fuel. The coal is just as it comes from the mine dumps without grinding or crushing. The particles vary in size. It is mixed with a liquid that is a by-product of illuminating gas

than moist air would at 60°. By arranging to evaporate water in your house you can save coal because it will not be necessary to keep the air at such high temperatures.

If you are using a steam or hot-water heating apparatus, keep a pan of water on every radiator. These pans should be provided with wicks. There are on the market valves to be attached to steam radiators, which play moisture into the air of the room. If you use a stove, keep a pan of water on top; and if you heat your house by a hot-air furnace, keep a pan of water in the drum, so that the moisture will pass up with the heated air.



The composition fuel in use. The ash on the floor in front of the boiler shows freedom from clinker and a free-burned granular condition

## Experiments in Ventilation

Professor C. A. E. Winslow, also of Yale University, conducted some very interesting experiments in ventilation for the New York State Ventilation Commission. He found that the latest methods of ventilating rooms by taking air into the cellar, warming it to a temperature of about 67°, and blowing it into the rooms by fans was not so healthful as the ordinary procedure of



The U. S. S. Gem, which has been used to test different types of fuel; she has made many successful trips operating on pulverized coal

keeping the rooms at the same average temperature but ventilating them by letting fresh air in at the windows. In the modern system of ventilation the temperature did not vary and there were no drafts. Yet people who worked in rooms under these conditions suffered from colds to a greater extent than those who worked in the rooms where the temperature varied.


Although December and January of last year were unusually cold, the death-rate was low. This probably was caused by the fact that people did not keep their houses heated as much as they have in other years. Shortage of coal, instead of being a hardship, was a blessing in disguise.

Experts in the Bureau of Mines have made some suggestions on as to how to burn coal economically at home. First of all, they lay stress upon the fact that the person who is tending the furnace must acquaint himself very thoroughly with the apparatus. If you want to burn the coal faster, supply more air through the grate. More air can be supplied by opening the damper in the pipe leading to the chimney, by opening the damper in the ash-pit door, or by shaking the ashes down from the grate. If you want the coal to burn more slowly, reduce the draft by closing the chimney damper or the damper in the ash-pit door.

### Learn to Manage Your Furnace


To increase the supply of air over the fuel-bed, open the damper to the chimney or the damper in the firing door or both. Air introduced over the fuel-bed helps in burning the gases and the visible smoke rising from the burning fuel. In order to be really economical, you must study your furnace and find out just how much air it requires; for too much air is as wasteful as too little.

A heavy fuel-bed generally gives more satisfactory results than a light fuel-bed, because, during the long periods between firing, a light fuel-bed is apt to burn down too much. When burning bituminous coal it is better to place the fresh coal somewhat in a heap to one side of the grate and leave a small part of the burning fuel uncovered. If the coal contains a large percentage of slack, this method of firing is particularly satisfactory, because the coal is heated gradually and the volatile matter distills slowly and is given a chance to burn. Before the next firing the coked heap of fuel should be broken and spread over the grate. A new charge is then placed on the opposite side of the furnace.



If you will put weather-strips around your windows, the saving in coal will amount to many times their cost

Be sure the glass in your windows is tight. A little trouble in puttying the window-panes will save coal



To prevent cold air leaking into the house, cork the doors with an elastic substance that vibration will not effect

If your total coal consumption is fifteen tons a year, you can save at least three tons by insulating the pipes

Mercer P. Moseley, Chief of Conservation, has compiled a list of "don'ts" for coal-users. If you observe these rules you will be able to effect an appreciable saving in coal:

- Don't fail to clean furnace before starting fire.
- Don't build a fire until necessary.
- Don't build a fire larger than is necessary.
- Don't fail to make check-draft damper in smoke-pipe do its work.
- Don't neglect keeping fresh water in your steam-heater boiler.
- Don't fail to keep your kitchen stove clean.
- Don't keep your home at over 68° F.
- Don't leave your draft open at night.
- Don't try to heat all of outdoors.
- Don't keep your fire going on pleasant days.
- Don't sit in north room when the sun heats the south side.
- Don't think it's fur-coat weather when the thermometer is 45° to 50°.

- Don't waste water—it takes coal to heat it.
- Don't forget that one gas-jet will raise the temperature of a room five degrees.
- Don't fail to put up storm doors and windows.
- Don't fail to sift ashes.
- Don't burn coal when wood is available.
- Don't fail to wrap your pipes with asbestos.
- Don't fail to keep rooms moist—they heat easier.
- Don't forget that moist air retains heat.
- Don't forget that dry air causes colds and catarrh.
- Don't waste gas—it is made from coal.


### How to Bank the Furnace

Do not let your fire burn too low before banking for the night, because it may go out after banking. When banking the fire, leave a part of the surface of the fuel-bed uncovered in order to prevent explosion of the gases rising from the banked fuel. The regulation of dampers after banking






Examine the nails around your window-casing: if any have become loose, you will save coal by tightening them



Take the time to clean your flues out thoroughly at least once a week; soot is a poorer conductor of heat than asbestos



If the air enters from below, in burning soft coal, the oxygen is burned out; the remedy is to let in air from above



Never allow the ashes to get within six inches of the grate; a full ash-pit cuts down the heating efficiency twenty per cent

the fire depends on the amount of air that leaks into the ash-pit, and is something you must determine for yourself. It is generally wise to close the damper in the ash-pit door and leave the damper leading to the chimney partly open in order to prevent coal-gas getting into the house.

### *Saving Coal in Industry*

The best way to start to save coal in boiler plants is to give up guess-work and apply scientific principles. The men who actually burn the coal should be trained in the principles of combustion. No matter how good a man's intentions may be, he cannot save coal for you unless he knows how and knows why it is necessary for him to do certain things in order to accomplish the desired results. Although a very clever fireman may be able to

tell you all about your fire by simply looking into the furnace, you cannot expect every man to do that. The only way you can really know the condition of your fire is by using recording or indicating instruments. Accurate instruments, such as draft-gages, flow-meters, and pyrometers, will help you to handle your coal intelligently and economically.

Some of the things to be guarded against in using coal are clouds of black smoke coming from the stack, which is always a sure indication of waste; the loss due to high percentage of carbon in the ash; and the wasting of exhaust steam. Your steam is a direct product of your coal. There is usually a great deal of economy in using mechanical stokers. Needless to say, it is necessary to see that your entire apparatus is in good condition, that the boilers are clean, that the

baffles are in good order, that the boiler-tubes are not full of soot, and that the flues are airtight, and everything ship-shape. A leaky flue will cause the burning of more coal than is necessary. Wherever possible avoid turns in your flues. The ideal flues are short and straight. Flues that have turns offer resistance to escaping gases and do not afford the free draft necessary to satisfactory combustion of coal.

### *Pulverized Coal*

Pulverized coal is solving many fuel problems. The ideal condition in which to burn coal is pulverized. With pulverized coal there can be no clinkers and no smoke, and the combustion is complete.

Pulverized coal is ground so fine that a pinch of it between the fingers does not feel gritty. A cubic inch of coal is ground into such fine particles that 95 per cent. of it will pass through a sieve having 10,000 openings to the square inch. The advantage of pulverized coal will become apparent when you remember that a cubic inch of coal has a surface or superficial area of six square inches; but when it has been converted into these small particles its superficial area is increased some 700 times. This means that each one of the two million particles is surrounded by air and, when burned, permits perfect instantaneous combustion. There is no waste. Pulverized coal burns like gas.

### *Not an Untried Fuel*

Pulverized coal is not an untried fuel. Nearly ten million tons of it are being used in the United States each year. In the manufacture of cement six million tons are used; in the production of copper one and a half million tons; in the iron and steel industry, two million tons; in the generation of power, some two hundred thousand tons. The cost of pulverizing coal is not at all prohibitive. It can be prepared at a cost of from sixty cents down to twenty cents a ton. The coal is burned by projecting it into the furnace by means of an air-blast, forming a cloud of thoroughly mixed air and coal.

Where scarcity of labor is a factor to be considered, pulverized coal is a very desirable form of fuel, because one man can handle a number of machines; for the process of burning this form of fuel is almost entirely mechanical.

Pulverized coal is not only suited to stationary plants, but is used with gratifying results on locomotives and steamships. Its use on locomotives

## Shortage of Labor in Mines

This year the United States expects to produce some 600,000,000 tons. In the first six months of this year's coal year 37,000,000 more tons were mined than were produced last year in the same period.

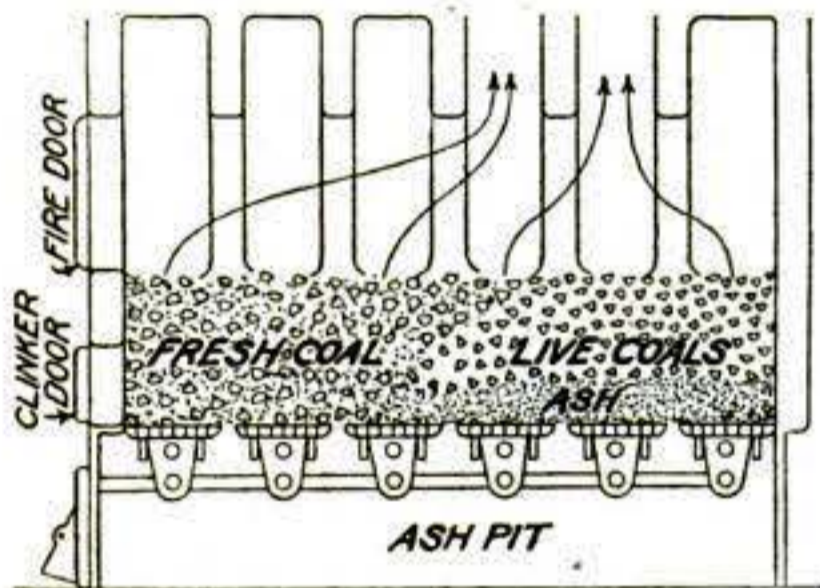
Ever since the war began we have been using an increased amount of bituminous coal—an advance of some 50,000,000 tons for each year.

When you consider the

is especially promising because of the saving of both time and labor. Burning pulverized coal on a locomotive does away with the necessity of a fireman. The coal is supplied to the fire automatically at the discretion of the engineer. There is no smoke, and no cinders are spilled along the road-bed. When it is considered that one railroad in the United States spent in 1916 \$375,000 in settling claims for fires started by sparks or burning ashes along its right of way, you can see what a great advantage pulverized coal has over the usual locomotive fuel.

### Used on Locomotives

Locomotives operated on pulverized coal do not have to waste time at ash-pits or in cleaning fires and shaking grates. When the fire is extinguished there is no waste of combustible in the ash, for there is no ash. Inspection can be made very easily. A series



A square fire-pot fired by the coking method


of tests show the advantages of pulverized coal for operating locomotives over ordinary coal.

A Mikado type of locomotive in a fast freight service running over a 115-mile division consumed about 29,500 pounds of coal for six trips, as compared with another locomotive of the same type, equipped for burning pulverized coal, and which consumed 22,500 pounds of coal, or a saving of 23.7 per cent in fuel. A locomotive burning pulverized coal has been in constant daily operation near Fullerton, Pa., since January, 1918, and up to the present has not been laid up for repairs.

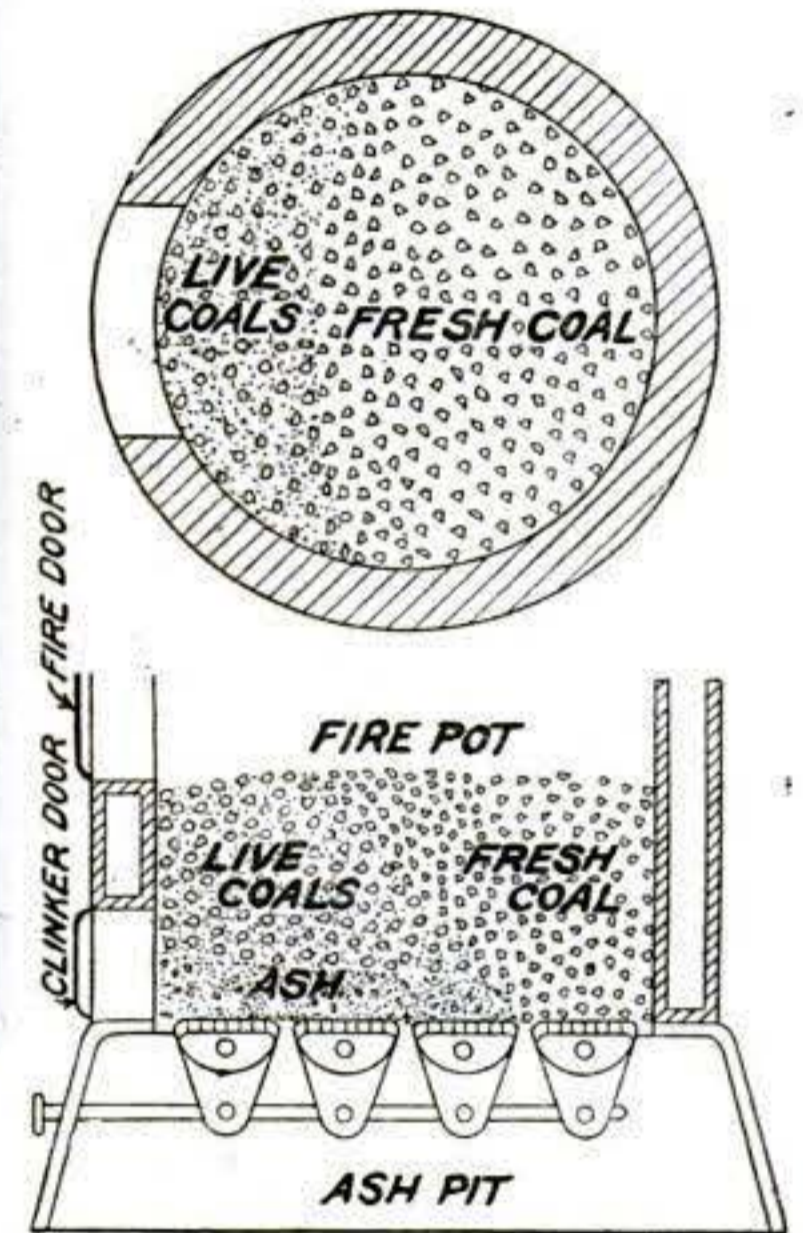
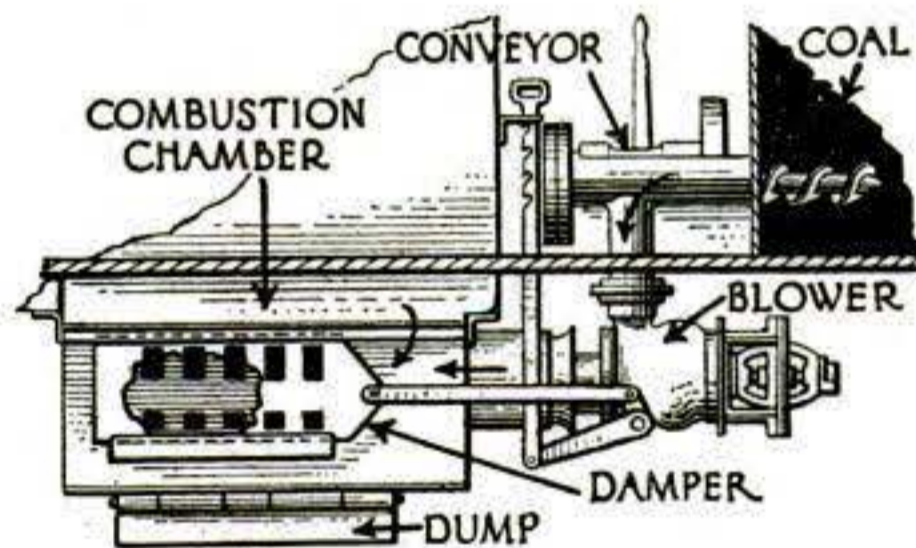
### The Coal Situation This Year

Experiments in burning pulverized coal were conducted within the last few months on the U. S. S. *Gem*, and proved that, where a steamship had storage-room for that fuel, pulverized coal is eminently satisfactory for use in operating ships.

The coal situation this year is particularly interesting. The coal year begins on April 1. The anthracite



This is the apparatus that is used for burning pulverized coal on locomotives




A round fire-pot fired by the coking method

coal consumed for domestic purposes in 1916 was 49,258,000 tons. To this the Fuel Administration has added 2,000,000 tons, bringing the total to 51,258,000 tons, which it has undertaken to supply this year. The first half of the coal year was up on October 1, and the supply for that period was exceeded by 759,136 tons.

Bituminous coal is produced greatly in excess of anthracite; about twelve times as much bituminous as anthracite coal is mined each year in this country.

shortage of labor in the mines, the production this year is nothing short of remarkable. If we all do our bit, from turning off the gas or electric light when we leave a room at night, to inspecting the flues in our industrial boiler plants to see that there is no leak, we shall have enough coal this year to keep everybody warm enough for health's sake and to keep the wheels of our reconstruction industries not only turning but humming.



A six-wheel saddle-tank locomotive equipped with a pulverized coal apparatus. It has been in daily operation in Pennsylvania since January 2, 1918. Coal capacity, one and a half tons


## Making Periscopes Invisible

IT was the visibility of the periscope, more than anything else, that made an effective war against German submarines possible. A periscope is useless if it is submerged.


The part of the periscope tube that extends above the surface of the water is not more than about two inches in diameter—not much, but enough for the vigilant watchers on the numerous patrol-boats that cruised in the danger zone.

Various methods were tried to diminish the visibility of the periscope. At first they were painted in shades of blue or gray or green so as to make them blend with the color of the sea. Coating the tube with aluminum paint was also tried. But all such attempts at camouflaging were found to have but little protective value. Covering the tube with a green and violet checkerboard proved effective in some cases.

A suggestion that is theoretically good provides that the tube of the periscope be surrounded by a series of conical mirrors, which, when seen from a distance, blend with the background because they reflect the sea.



A new idea in protecting periscopes



A washing plant like this, operated by belts from the factory shafts, may save a great deal of money for the manufacturer

## Don't Waste Waste

WE have all been taught to avoid the waste of money, words, and advice; but who ever heard of wasting waste? Yet, waste—that is, the kind that is used to wipe clean machinery, printer's type, etc.—may actually be wasted.

A Western manufacturing concern installed in its factory an experimental plant for reclaiming soiled waste and rags, and found that they could be washed from six to seventy-five times at an average cost of  $\frac{1}{2}$  cent a pound. The reclaiming equipment, which consists of a washer, an extractor, and a drying drum, is now manufactured and marketed by that same concern.

## These Life-Boats May Be Launched from Either Side of the Ship

WHEN a sinking ship acquires a list to port or to starboard, and the deck is correspondingly inclined, the long line of life-boats on the high side of the deck, all swung from the regulation type of davits, cannot be launched.

The well known fact that sinking ships invariably get a list before the final plunge has been disregarded for years, rendering half the ship's life-boats useless. This terrible condition has recently inspired two Scotch ship-builders to devise means for launching any and all of the ship's life-boats from the lower side of sinking and listed ships.


The boats are stored in a closely assembled group on a boat-deck, preferably amidships adjacent the funnels. Above this concentrated group of boats is erected an elevated steel struc-

ture of athwartship extending I-beams, supported on steel columns, each equipped with a chain-hoist trolley for lifting the life-boats from the chocks.

Hauling cables for moving the chain-hoisted boats to port or to starboard are attached to each trolley, and lead

outward in opposite directions therefrom to wheel pulleys located at the end portions of the I-beams, and thence inward and down to a hand-operated winding-drum. The ends of the athwartship extending I-beams are also equipped with boat falls and tackle like those on ordinary boat davits. The operation of "getting the boats over" is, first,

to raise each boat in turn from its supporting chocks by the chain-hoists. Then the winding-drums are operated to haul the suspended boat outward by the trolley cables to the lower side of the leaning deck, and to the corresponding ends of the overhead I-beams. The final operation of "lowering away" the boat is performed by transferring the support of the boat from the chain-hoists to the falls and tackle.



No matter how badly the sinking ship may list, it is possible to launch life-boats that are provided with this handling apparatus

# Exit the Zeppelin Airship: Enter the Zeppelin Flier

Out of failure of the dirigibles  
grew the largest of airplanes

By Carl Dienstbach



**B**OMBING planes are primarily weight-carriers. They must be able to fly for hours, which means that they must be able to carry much fuel; they must be able to do much damage, which means that they must be able to transport heavy bombs. It is fortunate that the weight of the crew does not increase proportionately with the size of the machine. The four men of a Handley-Page, for instance, could navigate a much larger craft.

It is easier to state the principle than to carry it out. There is no more difficult engineering task than the construction of a huge biplane. The British deserve the credit of having developed the first big bombing plane—the Handley-Page. To be sure, the Russian Sikorsky—a machine even larger than the Handley-Page—was built before the war, but it failed to meet the test of war because the structural problem had not been solved. Curtiss, in the United States, had also made experiments with large machines. But the fact remains that the British evolved the first practical giant bomber.

## *Bombing Zeppelins Abandoned*

When we consider the difficulty of building a huge bombing biplane, and the failures that greeted pre-war attempts with the Sikorsky and other big machines, it is no wonder that, when Germany determined to intimidate England by bombing London and other British towns from the air, she rejoiced in her Zeppelins. Their radius of action was well-nigh boundless; they could elude early air defense artillery with ease.

There was a rude awakening when, later in the war, one great dirigible after another became literally a flaming altar on which a score of lives were sacrificed. German officers at last saw the truth. The Zeppelin was a good naval scout, but a vulnerable bomber. When it became apparent that the Zeppelin airship must be abandoned for bombing raids over England, the Germans copied the Handley-Page and produced their first Gotha.

But Gothas did not take the place of Zeppelins; and the Germans gave orders for the construction of airplanes of startling dimensions. Aided by the Albatros works, the Zeppelin Company produced a giant bird which marks a distinct advance in the

development of the long-range bombing airplane. The new craft's load of bombs is two tons, as against the Handley-Page's half a ton. The span is 135 feet, as against the Handley-Page's 98; the length 94 feet, as against 65; horsepower 1200, as against 740. The speed remains what it was in the Zeppelin dirigible—75 miles an hour—against the Handley-Page's 85.

It is the general practice in large bombing planes to balance the elevator and the ailerons, by which latter side-to-side balance is preserved. In other words, there is usually a balancing surface in front of the pivot-shaft, the object being to make the operation of the control surfaces as easy as possible. In the Zeppelin bomber there is no such attempt at balancing. The conclusion is inevitable that there must have been auxiliary engines (probably electric motors) to operate ailerons and elevator, although French engineers who reconstructed a wrecked machine are silent on that point.

Inside of the wings is an intricate filigree-like wooden lattice-work which is designed to secure great strength with little weight or air resistance, and which reminds one of the bewildering framing of a Zeppelin dirigible's envelope. The spars are of hollow girders. All the other framing is of steel tubing. Wherever the tubes are exposed, so that they must be driven through the air (struts, etc.), they are encased in thin wooden shells admirably stream-lined. The tail-framing, however, is of aluminum, for the reason that the tail, being farthest from the center of gravity, must be extraordinarily responsive.

## *How the Zeppelin Was Copied*

It will be remembered that in the latest Zeppelin dirigibles the Maybach engines were enclosed in egg-shaped cars so as to reduce head-on resistance. In the biplane we find similar "eggs" in which the engines (Maybachs, of course) are housed, while the crew sits in a separate central car. But in the biplane each "egg" contains two 300-horsepower engines, one behind the other.

Examine the illustration on the opposite page and you will see that there are both pusher and tractor screws in


tandem. This is indeed a bold departure from long accepted doctrines. Why did the Germans violate the rule? Because it was a real advantage to have four separate engines and four separate propellers and only two engine-rooms. The air resistance of the engines is obviously reduced by half, and the weight of the engines can be brought nearer the center of the machine.

## *Landing Twelve Tons at High Speed*

The greatest problem that confronts the designer of mammoth bombing biplanes is the provision of an adequate landing gear. Here, for instance, is a machine that weighs twelve tons, and that lands at a speed scarcely less than forty miles an hour. Imagine what that means. The Zeppelin biplane's most meritorious feature is its landing gear. Look at the picture opposite. Note how low, sturdy, light, and devoid of drag is its extraordinarily simple framing. Note the wheels arranged in groups of four. This mass of pneumatic tires efficiently supplement the shock-absorbers.

In a small machine a tail-plane such as that on the Zeppelin flier might lead to stalling. But a mammoth machine is free from any such danger because of its momentum and its multiple engines. Without the peculiar tail the main landing gear would have to be very much higher, air-resisting, and ponderous. Because the landing gear is low it becomes necessary to use four propellers of small diameter in place of the two large propellers of the Handley-Page. These make it possible to lower the landing gear.


Clearly, landing on such a gear offers a new problem. Unless the pilot comes down on nearly an even keel, the machine's nose strikes the ground at such an angle that the strain would be more than the front wheels could withstand. This difficulty has been met by the ingenious arrangement of the tail, in which the French engineers who reconstructed the machine before-mentioned failed to see anything but a puzzle.



Will It Do Better than the Zeppelin Airship?

As bombers, Germany's huge Zeppelin dirigibles failed. They were too vulnerable to attack. So the Zeppelin Company began building biplanes to take their place—the biggest fliers of modern times. One of these bombers measures 135 feet in span, and is driven by engines of 1,200 horsepower. The crew sit in the central car or fuselage, which is electrically heated and illuminated; the engines are housed in separate cars. Even in flight the mechanics can crawl out to clean, oil, and repair the engines. Note the peculiar "squat" landing-gear. It was designed to take up the shock of landing at high speed a machine weighing twelve tons. And please look at the two bombs. They weigh a ton apiece. But the Zeppelin's fangs are drawn

## A Novel Anti-Freeze Pipe



To save fuel the furnace fire must be watched. But who wants to sit in a cellar all day? Here's an automatic device that watches the furnace for you

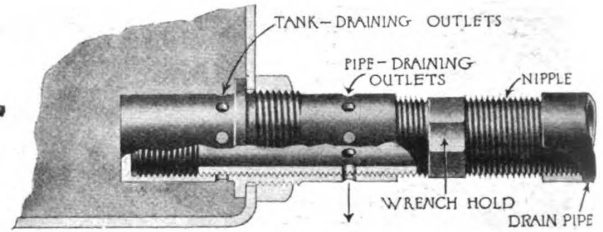
### A Furnace that Regulates Itself and Saves Coal

A COMMON cause of fuel wastage is lack of care in so regulating furnace fires that only the required heat and no more is produced. To exercise that care requires constant attention in feeding and regulating the furnace. But you can't sit in the cellar all day long and watch the furnace.

Thomas Connell, an Iowa inventor, comes to our assistance with an automatic regulator consisting of a little metal tank having two compartments of unequal size. The larger of the compartments is connected with the boiler by a pipe.

Under pressure of steam in the boiler, the water in the larger compartment is forced into the smaller compartment, and rises to an outlet near the top, through which it enters a pipe pivoted at that point and extending in opposite directions. At one end is a slidable weight, at the other a box with an outlet at the top. The water, forced into the pipe, flows into the box, and the weight causes the box to descend.

The box is so connected with the draft-door under the grate and with the damper in the flue-pipe that the draft is checked and the damper opened when the box drops.



SOMETIMES it becomes necessary to stop the flow of water or other liquid from a tank and to drain the pipe to prevent freezing; or it may even be necessary to empty the tank. In the novel arrangement shown above, the portion of pipe within the tank is closed at the end, but has inlet holes that allow the liquid to flow through the piping when the nipple is not screwed in too far to the left.

In the position shown in the illustration the tank outlets are closed by the nipple, which projects beyond them, while at the same time another set of holes are in the open position for draining the pipe. A slight movement of the nipple to the right or left will close all the drainage outlets, permitting the piping of the liquid to points desired.

It can readily be seen that if the nipple is moved sufficiently far to the right a point will be reached where not only the piping but the tank also will be drained. Thus this simple form of construction permits any one of three separate and distinct operations. The liquid may be piped from the tank, or the supply from the tank may be shut off and the pipe drained, or both tank and pipe may be emptied—all done by a simple twist of the wrist or the application of a wrench.

### How to Get Hot Water from Your Camp-Stove

WHEN Francis L. Alsbrook, of Alamo, Tenn., wants hot water, he uses his camp-stove.

The stove is of conical shape, tapering toward the top, and ending in a detachable stovepipe for carrying off the smoke in the usual manner. A ring-shaped vessel of galvanized iron fits around the upper part of the stove.

The water-heater (provided with a faucet) has a cover which fits around the stovepipe and has a spring friction catch by which it may be held in any position to which it is raised on the pipe. The water is filled into the heater from the top, after the cover has been lifted out of the way. When the heating vessel is full of water, the lid is shut tight.

The stove may be provided with legs and a bottom, or it may be without legs. In that case, it is set on the ground and the fire is built underneath. The stove has a door for putting in the fuel, preferably wood, and another door underneath, for the removal of ashes.

One of the best features of this stove is that it may be taken apart for moving; for the stovepipe comes out and the heating vessel comes off.



Just slip the ring-shaped vessel over the camp-stove when you want hot water

# The Stars for January

## How to find your way in the skies

By Ernest A. Hodgson, of the Dominion Astronomical Observatory

OVER on the northeastern horizon is the shape of the Big Dipper, or Ursa Major—the Big Bear. It seems to be standing almost upright upon its handle. Follow the line of the two outermost stars of the bowl and proceed north for about four times the distance between them. A bright star is reached—the Pole Star, or Polaris. On the map the line to Polaris appears curved, because the stars, which seem to the inner surface of a great globe, are slightly distorted in position in a flat projection such as our map.

Still facing north, look carefully down toward the horizon, from this pole star. The dim outlines of a small Dipper appear, the handle bending the bowl of the Big Dipper. This is Ursa Minor—the Little Bear.

On the opposite side of the pole star from the Big Dipper is Cassiopeia, the Lady in the Chair. This constellation is in the form of a great W; or in its present position, viewed toward the north, it is more properly an M. It is made up of five bright stars—so bright, and the figure they form so clear, that it is probably one of the best known constellations after the Big Dipper and Orion.

Note carefully the position of the bowl of the small and large dippers. Follow a line from the former to the latter, and continue about twice that distance beyond the Big Dipper's bowl. Here is a bright star, Regulus, at the end of the handle of the "Sickle." The Sickle—or Leo, as it is called—is lying with the crook down and the point up, as we look north and east. In January Regulus is attended by the planet Saturn.

Look over into the northwestern sky. Note the great square of four stars, the two sides of the square forming lines which are directed toward the pole star, as were the pointers of the Big Dipper. This is called the Great Square of Pegasus, although the star in the corner nearest the pole and nearest the zenith belongs to the constellation of Andromeda.

Up near the zenith, above the pole, gleams the bright star Capella, and the attendant stars of the constellation Auriga, the Charioteer. How did the ancients manage to see the form of a charioteer in this group of stars? The shepherds of old had all night to spend looking at the stars, and they had little else to think or talk about. Is it any wonder that they saw strange shapes and had stranger stories about their visions?

Turn now toward the south. There is a sight never equaled in the summer skies. Half way up the southern sky, immediately before us is the constellation Orion. The

ly and its great horns are tossed upwards toward the twins—Castor, and Pollux. For thousands, perhaps millions of years, Orion has kept them safe from their savage foe. In January, Jupiter will add his bright disk to the already bright group of stars above Orion. (See the planet map on page 79.)

The little group, the Pleiades, is known to most people even if they know little else about the stars. The Pleiades, together with Orion and Aldebaran, are mentioned in Job ix, 9, and Job xxxviii, and the two former in Amos v, 8, which serves to show how well known they were to the people of those days. The Pleiades are referred to as the "seven stars." It was considered a good test of eyesight to be able to count the whole seven stars and be certain of them. With a telescope the group becomes a great mass of stars, the brighter ones surrounded with a great nebulous glow.

Above the Pleiades is Algol, really a pair of stars, one a dark star—or, at least, darker than the other. Once in two days and nearly twenty-one hours, the darker star revolves around in front of the bright one. This causes the combination, ordinarily of the second magnitude, to lower to fourth magnitude for about half an hour. It was called by the ancients "the demon of the slowly winking eye." Mira, in Cetus, is another such variable star.

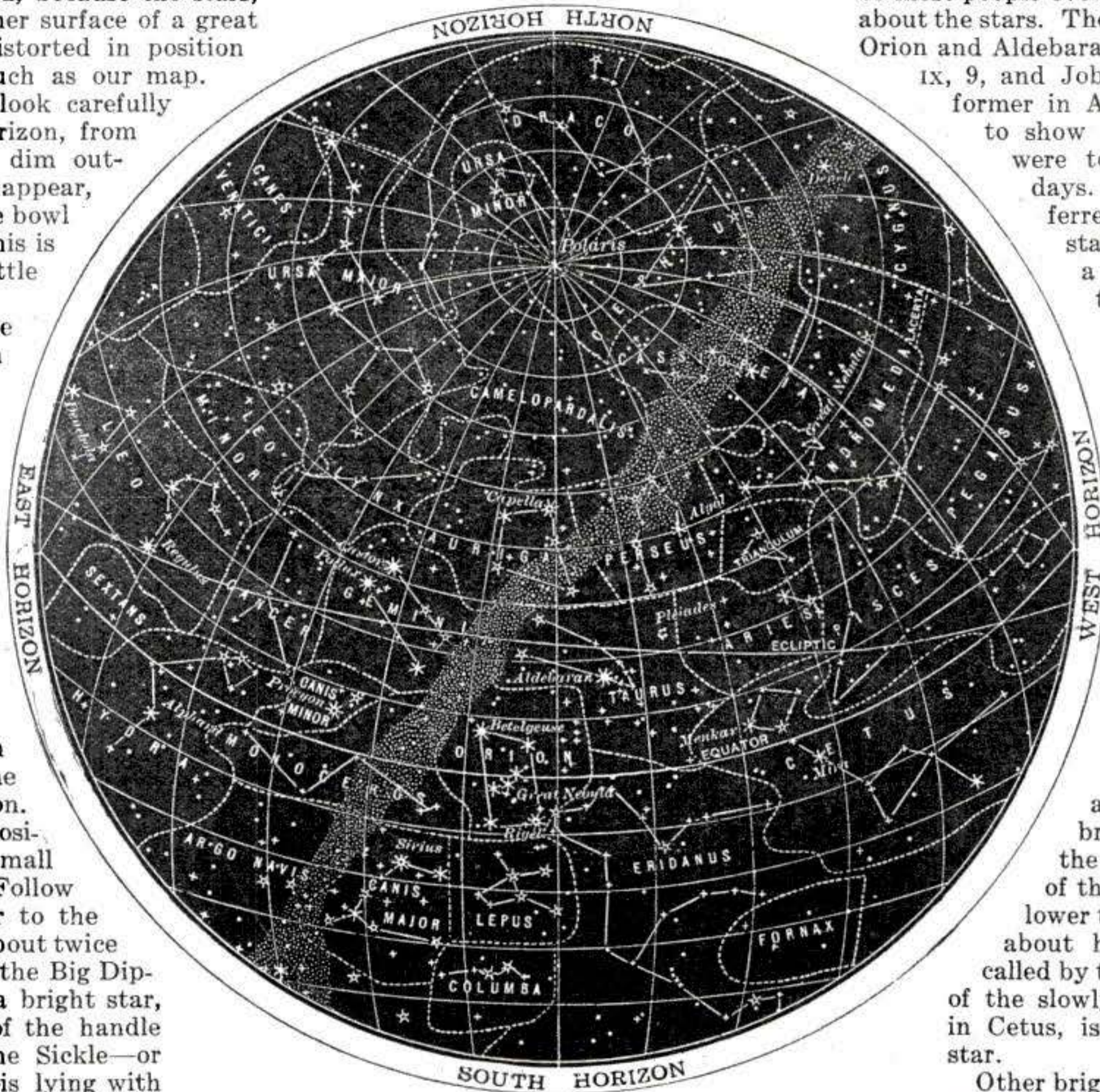
Other bright stars in the southern sky are Procyon in Canis Minor and Sirius in Canis Major. This last is the brightest star in the sky, and it is the nearest star visible in these latitudes.

In the east, just below the Sickle, is Hydra, the Dragon. Its tail falls far below the horizon, but its head is easily seen to the east of Procyon. By another month it will have crawled forward in the sky until almost all of its shiny length is visible.

Many people do not even know that the stars rise and set as do the sun and moon, and for the same reason. As the earth revolves on its axis, the sun and stars seem to move.

After one becomes familiar with a star group in the southern sky, it is interesting to get two trees or similar marks in line with the group, and after something like half an hour to sight along the marks again to see how far the stars have moved westward—or, rather, how much the earth has turned us eastward beneath them.

### STAR MAP FOR JANUARY



### How to Find Your Way Among the Stars

This map represents the appearance of the sky at the time listed below. It is specifically arranged for the latitude of New York, 40° N., but is practicable for ten degrees on either side of this latitude. Use the map at the times indicated. Hold it over your head with the north horizon to the north.

December 9, midnight	January 18, 9 P.M.
" 15, 11:30 P.M.	" 25, 8:30 "
" 22, 11 "	February 2, 8 "
" 29, 10:30 "	" 9, 7:30 "
January 4, 10 "	" 17, 7 "
" 11, 9:30 "	" 25, 6:30 "

All times expressed in Eastern Standard Time.

shepherds fancied here a great giant. Betelgeuse is in his raised right arm. Rigel defines his left foot. A triplet of bright stars forms his belt, and, dangling from it, are a line of three fainter stars, the dagger. The lowest of these appears hazy. It is the great nebula of Orion.

Orion is about to deal a blow with his club at the head of Taurus, the Bull. The Bull's red eye—Aldebaran—gleams wicked-

## Where to Look for the Planets

THE planet map is constructed to show where the planets are for the month of January, 1919. The Sun—the center of our system—has seven other planets besides our Earth revolving about him. If we could take a journey from the Sun outward, with a speed of 186,000 miles a second,—the velocity of light,—we would reach the first planet, Mercury, in a little over three minutes after leaving the Sun. Continuing our journey outward, Venus would be reached about six minutes after the start. Then we would reach the Earth at the end of a little more than eight minutes; Mars at the end of nearly thirteen minutes; Jupiter would require over forty-three minutes; Saturn nearly one hour and twenty minutes; Uranus almost two hours and forty minutes; and finally we would reach the outermost planet, Neptune, after a journey of about four hours and ten minutes.

Now, if we chose our direction so that we headed directly for the nearest fixed star when we first started, and if we kept on at our terrific speed, we would have to journey for about four and one third years to reach this star, Alpha Centauri. It happens that this star is too far south to be seen from these latitudes. If we had chosen the next nearest star it would have been Sirius; but our journey would have been one of 8.7 years before we reached our destination. In other words, if Sirius were to be blotted out today, we would continue to see it for 8.7 years.

To put it another way, if we represented the orbits of all the planets on a page of the POPULAR SCIENCE MONTHLY, we would need to make that of Neptune about six inches in diameter. On the same scale, to plot in the position of Alpha Centauri, we would put a dot out a distance of only a little less than a mile. So our solar system is really a very small family circle, after all.

All these planets shine only with the light from the sun. None are self-luminous. They therefore show phases, as does our moon. If we look over the map, we shall find many things with regard to them. The directions printed with the map on page 79 will explain how it is to be used. The moment or two spent in cutting out slips of paper for the horizons will prove of value.

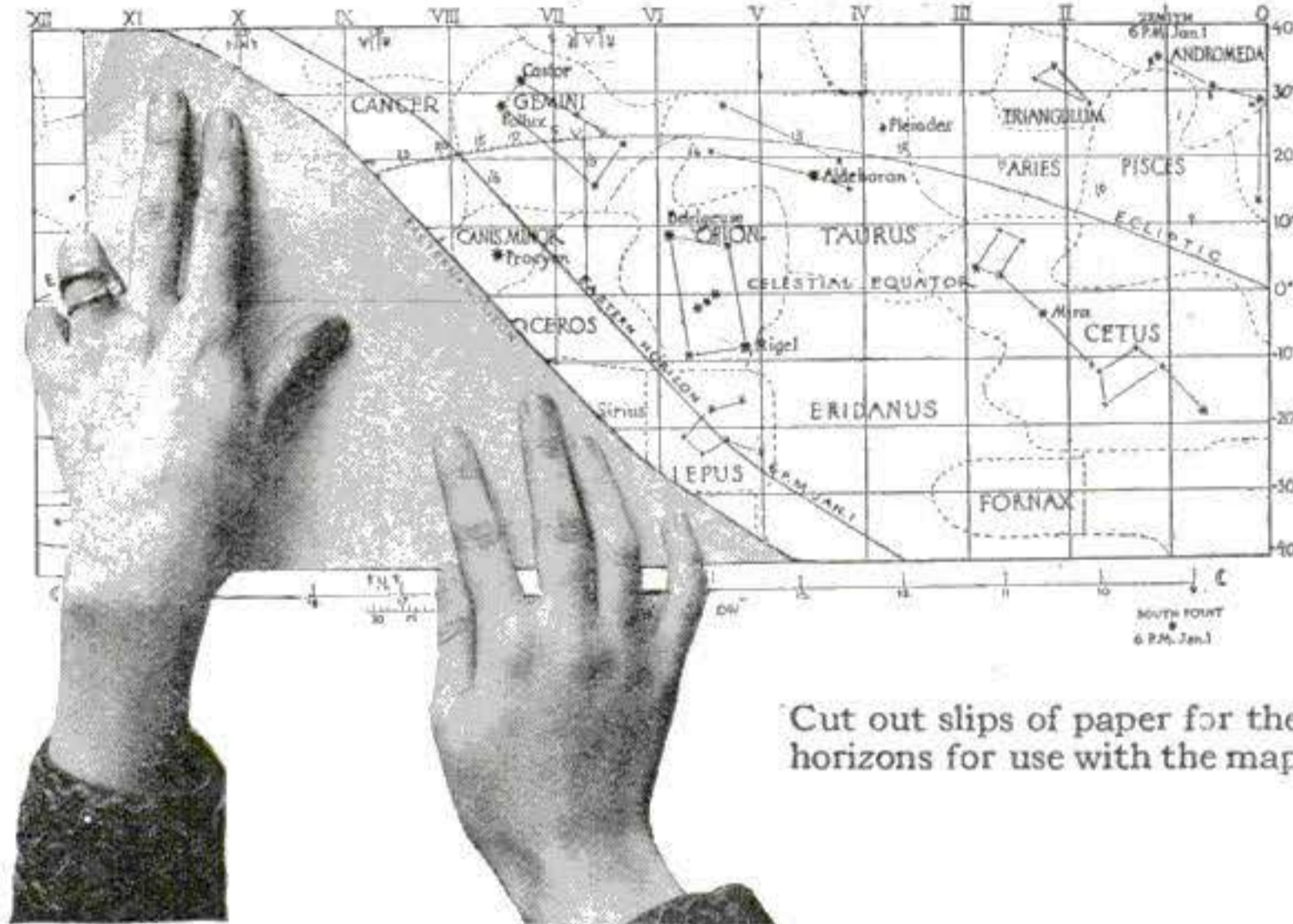
### An Hour Equals 15 Degrees

Mercury, for the month, is near the Sun, which is in the constellations of Sagittarius and Capricornus during the month. If we take a slip of paper and measure on the scale below the map, the distance separating the Sun and Mercury on January 1, 5, 10, etc., we shall find that the distance on the 1st is increased by the 5th. On the 10th it is the same, on the 15th it is less, and it is increasingly less until the 31st. That is, Mercury, at the first of the month, is continually

getting farther away from the Sun until it gets so far that it finally reaches a maximum.

This limit, really comes on January 7, and Mercury is said to be at its "greatest elongation west" on that date. It is then  $23^{\circ} 13'$  from the Sun. (An hour is equal to  $15^{\circ}$ , as will be easily remembered when we note that twenty-four hours takes us a complete circle of the sky, or  $360^{\circ}$ .)

Mercury, being to the west of the Sun, rises and sets before it. It can therefore be seen only in the morning, and it is called



Cut out slips of paper for the horizons for use with the map

a morning star for this month. It is so close to the Sun as to be hard to see; but if looked for in the proper part of the sky, about January 7, it can be seen rising shortly before the Sun. The sign for Mercury resembles the one for Venus, but the little cup on top reminds one that it is intended for Mercury. This, of course, is only an aid to memory. The sign for Mercury is one that has come down from the ages and has no such meaning.

### The Evening Star

Venus, throughout the month, is to the east of the Sun, and so sets and rises after it. It can therefore be seen in the early evening. It is, this month, an evening star. If tested, as was Mercury, it will be found to be continually increasing its distance eastward from the Sun. It is readily seen in the glow of sunset.

Mars—with the sign of the war-like arrow, darting forward over the small circle—will be found to be nearing the Sun. It can also be seen in the early evening, setting after Venus.

Jupiter, strange to say, is not moving to the east as are the others. It is apparently moving westward among the stars. It does not move very far in a month, and, being near Gemini, adds greatly to the beauty of the evening sky.

It is almost exactly on the ecliptic, and so serves to show the position of that line in the sky at the present time. On January 1 it is directly opposite the Sun in the sky, and is then nearest the earth for its present circuit. It is then said to be in "opposition" to the Sun. If one is used to judging the daylight hours by the sun, the night hours can be similarly judged by Jupiter around the first of the month.

Saturn is very close to Regulus. It, too, moves westward and but a short distance for the month. It makes a striking showing about the first of the month, and when it is a little above Regulus.

Neptune is too faint to be seen without a telescope. It is also moving westward, and moves only a short distance in January.

But, though the three planets that happen to lie in the upper map all move westward, and all move but a short distance, it is not because they are all in that half of the map, or because they all move slowly, that they move west. The real reason for their "retrograding," or going backward, is best shown by a diagram, and will be explained more readily when one of them pauses just before going in its proper

direction eastward.

Uranus is near Mars and is too faint to be seen with the naked eye.

### The Moon This Month

The moon at the first of the month is just about to enter Sagittarius. The Moon's positions are for midnight, preceding the date given, in Eastern Standard time. It is west of the Sun on the 1st of the month. On the 2d it is still west of the Sun's position for the second, but on the 3d it is east of the Sun. It is easy to estimate that it was at the same position—or right ascension, as it is called—as the Sun at about three hours on January 2. It is then said to be in "conjunction" with the Sun. It is, however, above the Sun, and so does not eclipse it. So on January 2 the moon is a dark ball just above the Sun. We then have "new Moon."

On January 15 it is west of the position of the Earth's "shadow." On the 16th it is still west. On the 17th, however, it is east. It is easy to deduce that it is even with the "shadow" at about four hours on the 16th; that is, directly opposite the Sun—i.e., in "opposition," as was Jupiter on January 1. It is now "full Moon."

Since it is below the Earth's "shadow," it is not shaded, and we get no eclipse of the Moon. It is easy to find the date when the Moon is exactly six hours from the Sun and to the east of it. We then have "first quarter." When it is the same distance to the west we have "third quarter." The former position is reached at about six hours on January 9, and the latter at eleven hours and twenty-two minutes on January 23.

The POPULAR SCIENCE MONTHLY intends to publish every month an article by Mr. Hodgson like this—an article that will help you to find your way among the stars. If you feel that the articles can be improved in some way that will be more helpful, write to the editor. And if there are questions that you would like to ask about stars (even though the questions have nothing to do with these articles), send them along.



# How to Use the Planet Map

If we suppose the earth to be a mere dot at the center of a celestial sphere of infinite radius upon which the stars are placed, and if we suppose further that the axis of the earth, produced to meet this sphere, defines its poles, then the celestial equator will lie about the sphere 90° from its poles. The sun in its apparent yearly motion travels along a path called the ecliptic, which is a circle in the sky, tilted with respect to the celestial equator at an angle of about 23½°. The planets and our moon travel in apparent paths that lie close to this ecliptic.

The planet map shows a belt about the celestial sphere, 40° on each side of the celestial equator. It is divided into two halves, so arranged that any point in one half is opposite in the sky to a point immediately opposite in the other half of the map. If we wish the exact opposite point, it will be as far above the equator as the first point was below, or vice versa. This is easily seen if we imagine the map cut out and joined into a cylinder and set on end. The earth will now be a mere dot in the exact center of this cylinder. If the sun lies at a certain point in one half of the map, the earth's "shadow" must lie in the map opposite, at a point the same distance from the equator, but on the opposite side of it.

The vertical lines are "hour" lines. That is, the earth in its daily rotation turns us about through the

stars above us, an amount indicated by the space between two successive hour lines. The stars appear to travel across our southern sky from left to right as this map is drawn.

The lines marked "Eastern Horizon" and "Western Horizon" show how the horizon line will cut the map for the latitude of New York. It is approximately the same for any place in the United States, southern Canada, northern Mexico, and all corresponding latitudes throughout the world. It will be convenient for the reader to cut out two slips of paper having the curve of the western horizon on the left edge of one and the curve of the eastern horizon on the right edge of the other. The points where the curve cuts the parallels should be indicated on the paper, for convenience in placing them. The horizon lines shown indicate the approximate position at 6 P. M. on the first of the current month.

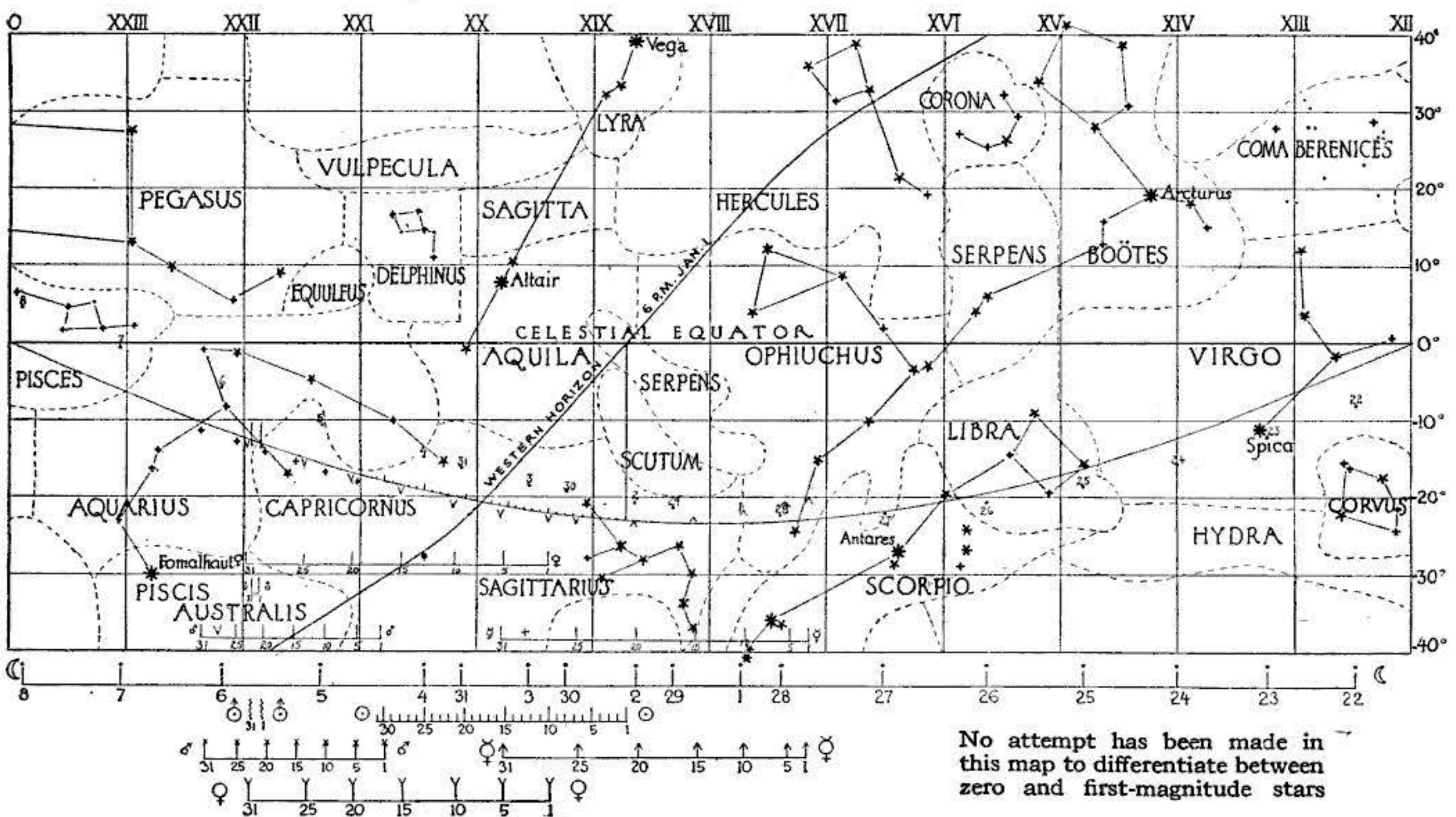
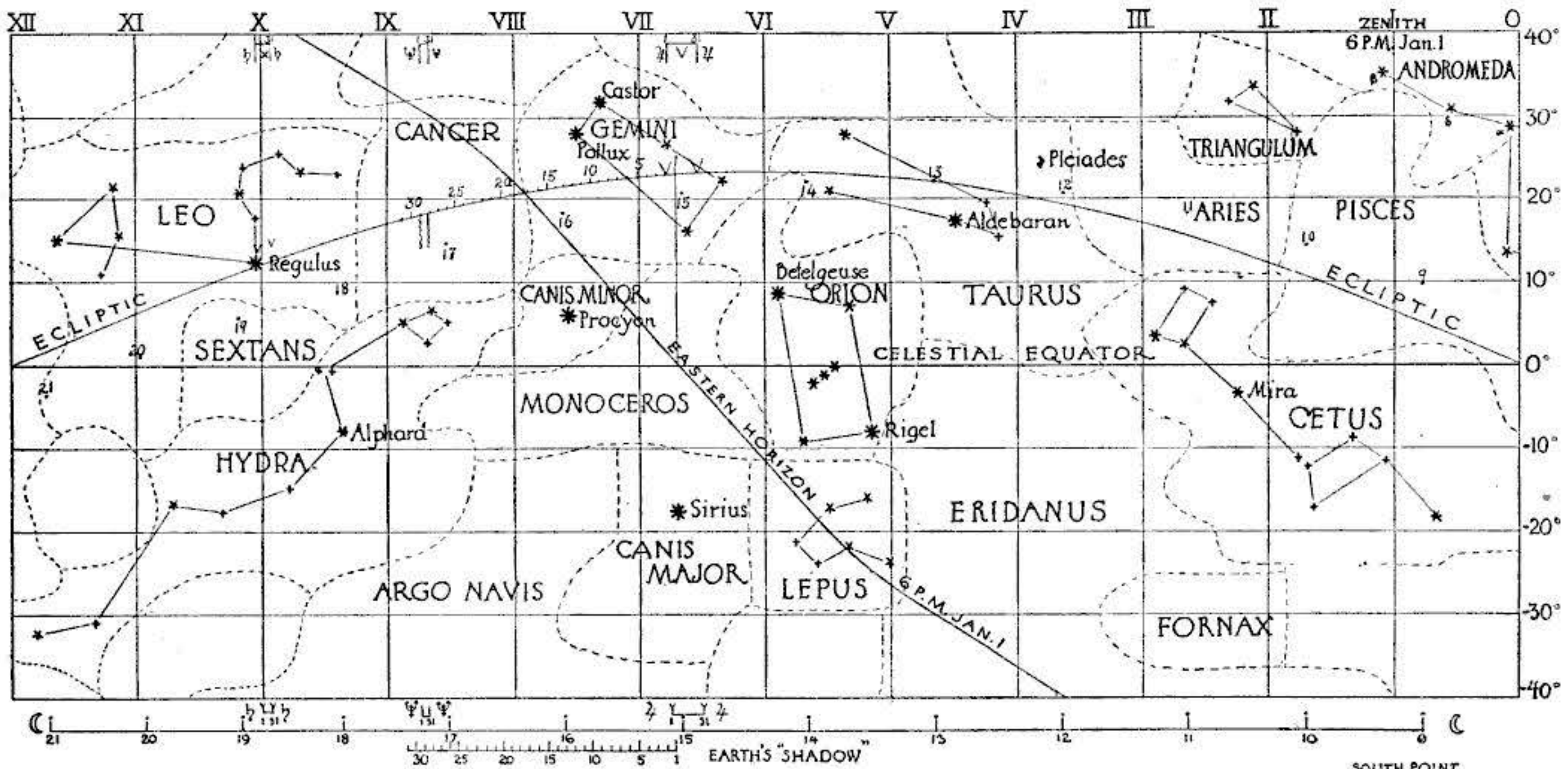
The western horizon is so placed that it cuts the equator immediately above the sun's position for the date in question. The eastern horizon is immediately opposite in the other half of the map. The west and east points are situated where the horizon cuts the celestial equator. They are, of course, twelve hours apart. The zenith, or point overhead, is, for any given position of the horizon, midway between the east and west points and at the extreme top of the map. The south point is 90° below the given zenith which

results in its being 10° below the limit of the map.

To determine what part of the sky is visible at any chosen time of any given date, one has only to place the western horizon as follows: for 6 P. M. so that it crosses the equator, immediately above the sun's position, for that date. For one hour earlier (5 P. M.) slip the horizon, parallel to itself, one hour to the right; for two hours earlier (4 P. M.) two hours, etc. For one hour later (7 P. M.) slip the horizon parallel to itself one hour to the left; for two hours later (8 P. M.) two hours, etc. (Note that when one comes to either end of the map, he may proceed to the opposite end of the other and continue as before). Once this western horizon is placed, the eastern is placed in the other half of the map, immediately opposite. Then all the sky to the left of the western and to the right of the eastern horizons is visible at that time on that date.


One can thus tell whether any planet is visible at any particular time. It can also be seen about how far up it is in the sky. Its exact position can then be determined from the adjacent stars.

Mercury lies so close to the sun as to be scarcely ever seen. Venus, Mars, Jupiter, and Saturn can be seen as bright stars, when properly placed with respect to the sun. Uranus and Neptune are too faint to be seen with the naked eye, but are visible in a small telescope. The moon positions are indicated by dots.



No attempt has been made in this map to differentiate between zero and first-magnitude stars

# Japan Rubs Out "Made in Germany" Mark



"Made in Nippon" is rapidly replacing the old Hun boast. Straw hats and lamp-shades for our trade are made in the delightful studio shown above

Japanese artisans don't worry much about working clothes; only the boss wears a mustache and a kimono. These men are putting the finishing touches to vases and jars




This might be a corner "in the garden of my dreams in Tokio"; but a glance at the packing-box in the background shows that the dreaming is of a practical sort. The box will go to California packed with delicate dishes and enticing toys, all with the "made in Japan" stamp on them

## A Measuring-Wheel to Compute Advertising Space

A TIME-SAVING invention of great practical value to the newspaper and magazine advertising business has recently been patented by Alfred K. Washburn, of Providence, R. I. It is a machine for measuring advertising space in the columns of newspapers or magazines by inches or agate lines and fractions. Heretofore the measuring has been done with a ruler giving on one edge the inches and fractions of inches, on the other edge the agate lines. Agate type is used as the standard for measuring advertising matter.

With the old system of measuring, errors were frequent, and the measuring and adding up consumed a great deal of time. After several trials Mr Washburn, who is a practical mechanic, constructed a machine that reduces the time required for the measuring to a minimum, and not only measures correctly, but automatically adds up the space measured to a fraction of an inch or agate line.



There is no "human equation" in this little wheel, which measures type space quickly and accurately

The inventor made use of the same principle on which the measuring wheels of surveyors and draftsmen are based, but he adapted the idea to the specific needs and requirements of the advertising business, and introduced a number of particularly useful improvements, calculated to save as much time and labor as possible without diminishing the exactness of the measurements.

The measuring in Mr. Washburn's invention is done with a wheel, which is rolled over the matter to be measured. It revolves between the two prongs of a fork with a conveniently shaped handle. It can turn in only one direction.

By a gear the wheel is connected with the counting device, which records each complete revolution of the wheel. An indicator on the wheel itself shows on a graduated scale the distance covered, which is not recorded by the counting device because it is less than the circumference of the measuring wheel.

# A Dictaphone Made from an Old Phonograph

By E. F. Hallock

THE modern dictating machine differs from the old cylinder phonograph chiefly in the following respects: It is driven by an electric instead of a spring motor so that winding is done away with; it is fitted with a slightly larger cylinder, both as to diameter and length, and with a finer worm feed so that it takes eight minutes to fill up—or listen to—a cylinder, as against four minutes for the phonograph and, of course, the transmitting and reproducing style are finer cut the better to suit them for the finer track which the slower feed gives. The dictating machine is fitted with a device which raises the recorder or the reproducer from the record when the flow of speech is interrupted, or when it is desired to

decreasing the speed of the machine slightly, a full five minutes can be gotten out of each cylinder despite the coarser worm; nor does either the faster speed or the slower cylinder rotation sacrifice aught in the clarity of the reproduction.

The next point considered was the means of raising the reproducer arm to lift the stylus from the record and at the same time stop the feed, or forward movement, of the reproducer carriage. On the phonograph, this is done by means of a small hand lever, a method obviously too inconvenient where one needs both hands to operate the typewriter. The usual method on the commercial dictating machines

is to use a pneumatic control similar to that used to snap the shutter on a camera; but, unless carefully constructed, such a device is apt to leak air and give rise to endless trouble. It was abandoned, therefore, as impractical where tools for accurate workmanship were lacking, a simple electrical control being deemed easier to construct and less likely to become deranged.

The basis of the electric control device is a solenoid shown in the illustration Fig. 1. It consists simply of a 5-in. length of brass tube,  $\frac{5}{8}$ -in. internal diameter, around which is wound 1 lb. of ordinary double cotton-covered annunciator wire, No. 18 gage, to form a coil about  $3\frac{1}{2}$  in. in length be-

tween two fiber disks driven to a tight fit on the tube. Its armature consists of a piece of  $\frac{3}{8}$ -in. iron gas pipe 2 in. long, drilled at the top as a means of attaching a small "eye" of copper wire to which a length of silk fishing line is attached.

This simple solenoid is placed on the floor behind the table or desk on which the dictating machine rests, and transmits its motion to an arm attached to the reproducer carriage at the same point as the feed nut spring, as shown in Fig. 2. This arm is a piece of aluminum,  $\frac{3}{8}$  in. wide,  $\frac{1}{4}$  in. thick and 8 in. long, which is drilled for the passage of the screws used to hold the feed nut spring. The original screws are replaced by longer ones to account for the thickness of

the arm. The outer end of the arm has 3 holes drilled for the silk cord to pass through, as shown, providing a ready means of adjusting the length of the cord in case the machine is moved to a new location.

The solenoid is located so that its axis is in line with the midpoint of the

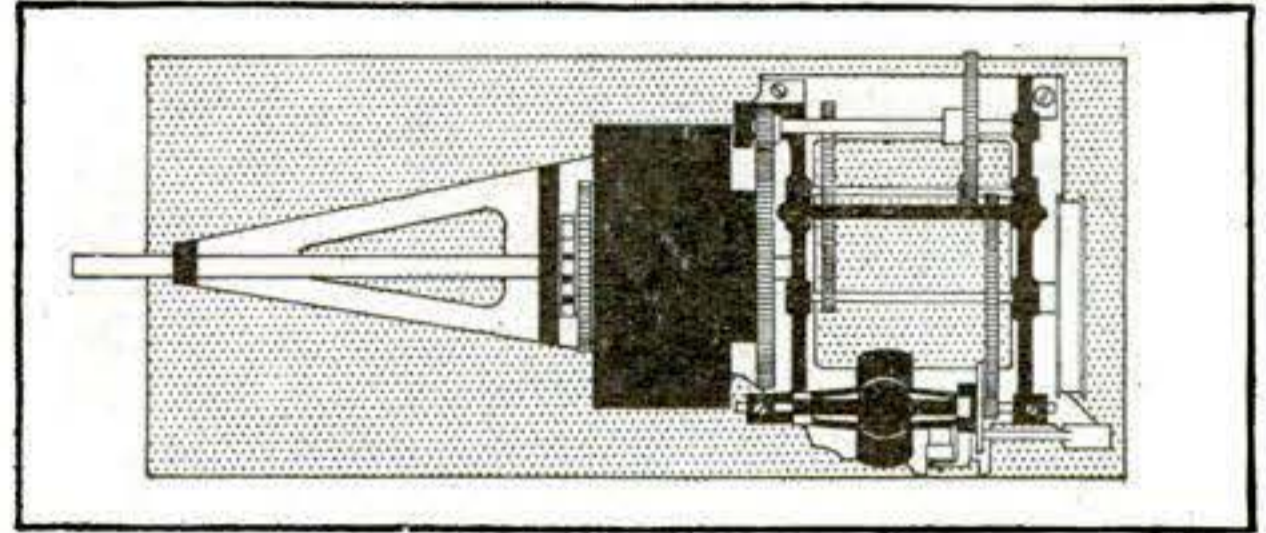
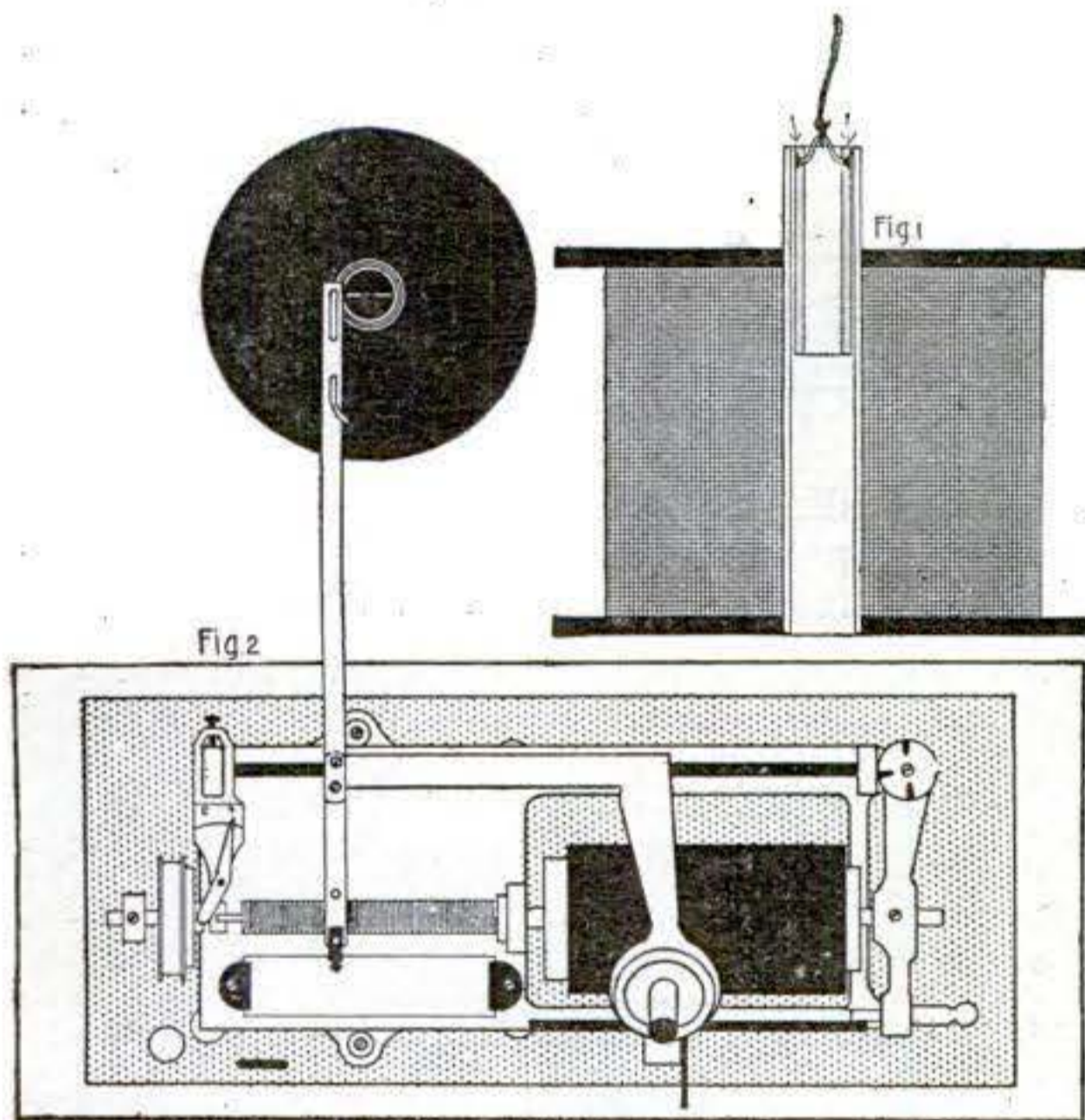


Fig. 3.—The layout of the original spring motor as it was used to drive the phonograph record



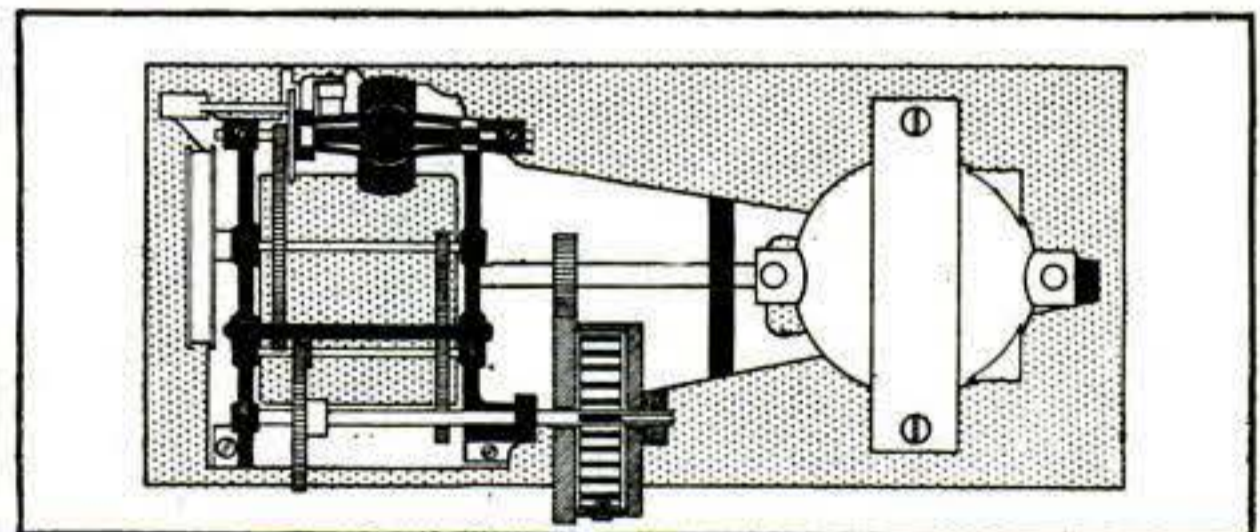
The solenoid and where it is placed to work the arm attached to the reproducing carriage

halt its reproduction for an instant or two in order to put the words into type, and this control is effected by means of a pedal device; a celluloid scale is provided so that the dictator can, with each cylinder, make a notation of repetitions, parts to be left out or changed, etc., for the guidance of the transcriber.

The most formidable of these differences to overcome is the length of time which it takes to complete a record. Upon investigation, however, it was found that the earliest dictating machines were equipped for five-minute recording or reproduction, and accordingly a five-minute recorder was purchased and the sapphire style of reproducer was changed for the finer five-minute type. This equipment was tried out thoroughly before the mechanism of the phonograph was altered and it was found that by

feed worm and also with the outermost hole drilled for the passage of the cord in the extension arm, and the length of the cord is adjusted so that the top of the armature is just flush with the top of the brass tube of the solenoid as shown. The solenoid takes its current from a small transformer which steps down the house lighting current to 9 volts and which is located in the cabinet of the phonograph. These transformers can be purchased for a nominal sum for operating bells and small electrical toys. A foot push-button is placed in the circuit with sufficient length of flexible cord to bring button to a position for convenient use by the operator.

In Fig. 2 is shown the celluloid scale and the pointer. The latter is a small piece of strip brass riveted to the end of the feed nut spring with the same rivet which holds the feed nut to the spring, it being necessary to replace the original rivet with a new one, of course. The pointer is bent



The same motor as shown in Fig. 3 with alterations to adapt it for electric operation

to bring the point down close to the scale when the reproducer is brought into action. A couple of pieces of 28-gage brass cut in semi-circular shape are screwed to the base plate of the machine to retain the scale; their straight edges are bent up slightly from the plate to facilitate removal and replacement of the scale, which is

somewhat slightly longer than the full travel of the feed nut on the worm.

The original plan was to discard the spring motor altogether and drive the machine by means of a small electric motor belted directly to the pulley on the cylinder mandrel. The almost certainty of trouble arising from speed fluctuations and consequent distortion of the speech, however, led to that plan being abandoned for one wherein the spring of the original motor is simply replaced by an electric motor, the friction speed governor of the spring motor being retained intact.

The illustration Fig. 3 shows in detail the layout of the spring motor before alteration, and Fig. 4 shows the alterations made to adapt it for electric operation. The entire spring case with the winding shaft, gearing, ratchet and pawl, and also the main drive gear, were removed and discarded. The secondary shaft, which was directly driven by the engagement of its pinion with the main drive gear, was taken out, the pinion removed and discarded and the gear removed. This gear was placed in relatively the same position on an arbor of the same diameter, which, however, was  $2\frac{1}{4}$  in. longer.

On the extension of this shaft was mounted a new spring case, the basis of which is a gear wheel  $3\frac{1}{2}$  in. in diameter, the largest which can be used without cutting a pocket out of the cabinet. The case itself is a section of brass tube 3 in. in diameter and  $\frac{3}{4}$  in. long soldered to the gear wheel and provided with a brass cover soldered in place after the spring is fitted. The spring is of steel, of course,  $\frac{1}{2}$  in. wide and 2 ft. long and not too stiff. It is riveted to the case so that its spirals are in an anti-clockwise direction. The inner end of the spring fits into a saw slot cut in the shaft so that the whole casing can be slipped into place after the cover has been soldered down. Both the gear and the casing cover, of course, are a loose fit on the shaft so that they can rotate independently of the shaft; the casing is prevented from slipping off the shaft by means of a brass collar soldered to the shaft on the end, movement in the other direction being prevented by the spring itself coming up against the end of the saw slot.

The electric motor was taken from a discarded medical vibrator and operates on 110 volts. The armature shaft as well as the vibratory mechanism was removed and discarded, the shaft being replaced by a longer one of the same diameter. The bearing holes which served for mounting the original spring were reamed to take the electric motor shaft, and the motor was clamped in place between two strips of  $\frac{1}{8}$ -in. steel near the apex of the triangular cast iron frame of the original motor. Filler blocks of rubber made from sections of an old automobile tire were used between the motor and the clamp plates to provide the

slight adjustment necessary to bring the shaft into line with the bearings on the base plate and also to help muffle any noise due to the operation of the motor.

The motor was arranged to rotate in a clockwise direction and on its shaft a pinion  $1\frac{1}{4}$  in. in diameter was fitted in a position to engage with the gear on the new spring housing when the motor was clamped in proper position.

It will at once be apparent that the motor speed is very slow, a fact which conduces to silent operation and absence of vibration both of which are essential if good results are to be obtained in the reproduction of the spoken words. Any unevenness of torque due to the slow speed of the motor and any tendency to jerkiness resulting therefrom are absorbed by the spring drive, the spring being kept constantly wound to its proper operating tension by the motor. While the slow speed of the motor does not make for cool operation, it has not been found in months of actual usage, that the heat approaches the dangerous point.

The electrical connections, of course, are simple. The motor is directly connected to the house mains by means of a special connection plug while the primary of the solenoid is connected in multiple with the motor, so that the operation of a snap switch located on the side of the cabinet turns the current on or off for both circuits.

It is important, in fitting the feed nut extension arm, to replace the feed nut spring so that the threads of the nut engage properly with those of the feed worm; and important also to make sure that the tension of the spring is sufficient to insure the regular travel of the worm under the slightly additional weight. It may be found necessary, in some cases, to increase the tension by bending the spring down toward the worm slightly, and where such is the case it probably will be necessary to counterweight the weight of the solenoid armature and the extension arm by placing a lead washer of proper weight around the orifice on the reproducer.

### Cleaning Grease-Filled Surfaces on Emery-Wheels

WHEN an emery-wheel becomes coated with grease it fails to give satisfactory results. Emery that is to be cleaned should be washed with dilute acid after boiling it with a solution of caustic soda. Carbon bisulphide should be used.

### Holding One End of a Mower Cutter while Grinding

TO relieve the weight on the arm while grinding a mower cutter, fasten a rope to the head end of the bar and pass the rope over a pulley suspended above. Bring the rope down to the hand holding the knife-bar. This will hold the end up easily.




The end of the bar is held up on a level with the grindstone

As you change from one knife to another in grinding, the rope in the hand can be let out or taken up as required for the proper angle. If the tool-grinder is portable, the pulley is not a necessity, since the rope can be passed over a tree limb or any horizontal stick which is overhead.—GLENN A. GRANGER.

### A New Sign-Post Made of Metal Tubes

THE old-fashioned sign-board with the pointing hand is still used ordinarily for directing the wayfarer to points of interest; but, at best, it affords a poor line of sight, and soon succumbs to the elements.

The accompanying illustration shows a simple and durable sign-post. The sighting is done through a piece of 2-in. pipe about 20 in. long, which is supported on top of a piece of the same size pipe set firmly in the ground and standing up about 4 ft. A piece of  $\frac{1}{8}$ -in. sheet iron is bent double, fitted over the sight-



The set tube pointed toward a mountain shows the traveler what he is viewing

ing pipe, and riveted at each end. Connection with the vertical pipe is made by running a  $\frac{5}{16}$ -in. bolt through from one side to the other. A second bolt is then placed lower down, and operates in a circular slot so as to permit the line of sight to be adjusted to the proper vertical angle, after which the nuts are adjusted tightly. The name of the city should be painted on each side.

### A Comfortable Chair Made From a Twelve-Inch Board

SEVERAL chairs designed by a local artist for his studio are quite remarkable in appearance, besides being comfortable seats. They were made almost entirely from a 12-in. board.

There are only four parts to each chair: One 12-in. board 39 in. long, which is both back and front "legs." One piece 14 in. long, which makes the seat; and two triangular pieces of the same material and length serving the double purpose of rear legs and supports for the seat.

The main piece is inclined at an angle of about 40 deg. to the floor and the braces are so cut that their greatest, upper, angle of 130 deg. is divided by the main piece. In other words, both the seat and the rear edge of the braces are at an angle of 65 deg. to the main piece.


The brace-pieces are mortised into the main piece and fastened with screws, and the seat is also screwed to the braces and to the back.

It is probable that a simpler chair deserving the name could not be made. On the other hand it is really astonishing how much comfort is to be had from these narrow and angular pieces of furniture. This is due to the angle of inclination of the back, which permits a position of the body possible only in a rocker or a Morris chair—or by tilting back an ordinary chair.

These chairs are cheap, quickly made, strong and durable and could be used to advantage in a good many places where uncomfortable seats would cost just as much or more.

### A Home-Made Prick Point for the Draftsman

THE instrument shown was made from a rubber pen-holder with a wood plug cut and tapered to put



An old rubber penholder makes the handle for a prick point fitted in a plug

in the hole. One end of the wood plug is fitted with a needle. When not in use the plug is reversed and stuck into the tapered hole of the penholder.—THOMAS O. WANSLEBEN.


### A Draining Rack and Press for Making Cheese

WHEN the Dairy Division of the United States Department of Agriculture is conducting a nationwide campaign to introduce methods

of manufacturing and use of cottage cheese on every farm, a cheese-making equipment as here described is simple and can be made at home. It can serve profitably in the capacity of

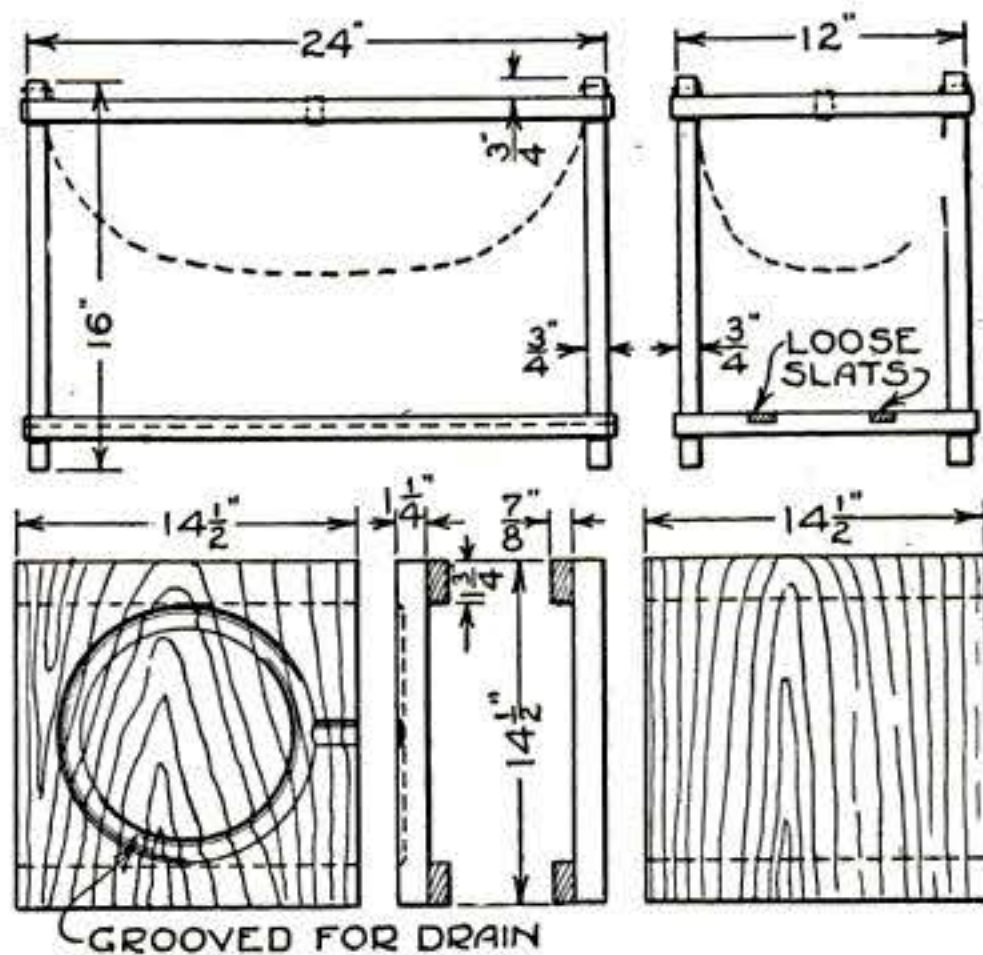
converting surplus milk into a valuable food in the family diet. There are approximately 10,755,790 farm families in the United States and the production of two pounds of cottage cheese a week would aggregate 1,118,603,160 pounds yearly.

The rack for draining the cheese is 16 in. deep, 12 in. wide, and 24 in. long, and is cut from pine timber. The bottom slats which hold the pan under the draining cloth fit into notches made in the lower side strips and can easily be removed when the rack is washed. The corner posts extend  $\frac{3}{4}$  in. above the strips at the top and the corner



Studio chairs made from a single board cut to make the seat and shape the rear legs

The paddle can be made easily at home. The molding tube is designed to mold the cheese into attractive and



Dimensions of the parts for making the stand and the parts for the press

convenient form for the market. The cheese can also be packed into small glass jars by placing the opening of the jar over the end of the tube through which the cheese is forced.—S. R. WINTERS.

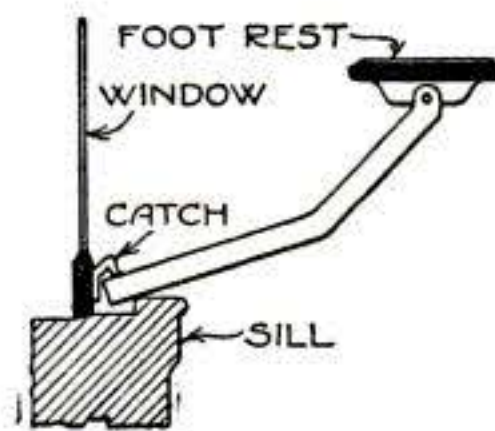
### A Solution for Removing Grease from Machinery Parts

THE following method has been substituted for the use of gasoline and other light oils: Boil the parts in caustic soda lye,—1 lb. to a gallon of water,—then brush while the articles are hot. Caustic soda is recommended as better than ordinary soda, since it causes the fat or grease to dissolve more quickly.

### How to Raise a Stuck Window in a Railway Coach

THE windows of the average railway car very frequently stick or jam when closed, and cannot be opened no matter how strong a lift is applied to the lifting lug. When once raised even a little, the window invariably rises the rest of the way without any trouble.


The sketch shows the shank of the foot-rest of the seat usually found under the seat ahead in a position for a handy lever to loosen the window.



The foot-rest end placed under catch

By getting the end of the slide under the finger lug and resting the remaining portion on the sill, a leverage is readily exerted which will loosen any obstinate window. The foot-rest and slide slip very easily out of their slot under the chair.

This discovery may be of interest to some suffocating traveler sitting near a closed window.—F. W. BENTLEY.



A small wood frame to support the cloth for draining curd to make cottage cheese

loops of the muslin or cheesecloth used as a drain cloth are looped over the posts. A rack can be made out of an orange or vegetable crate as shown in the accompanying illustration.

The press consists of two poplar or maple boards  $1\frac{1}{4}$  in. thick and  $14\frac{1}{2}$  in. square. Strips of wood  $1\frac{3}{4}$  in. wide are nailed or screwed on the back of each board to prevent them from warping. The boards are planed and sand-papered until altogether smooth. The lower board has a circular groove which has an outlet through which the whey drains as it is pressed out of the curd.

A wooden paddle, a dairy thermometer, and a food chopper or sausage grinder complete the cheese-making outfit for farm use. The molding tube or cylinder can be made by a tinsmith or purchased from a hardware store.

# An Electroscope for Detecting Small Electric Discharges

**A** SENSITIVE electroscope is always a most useful if not an indispensable instrument in the equipment of every laboratory. Use has generally been made of the electroscope in detecting and determining the nature of minute electrical charges. The same principle, however, has been applied to a method of measuring delicate potentials and, quite recently, to the detection of feeble radio-active bodies. Since the former application may more properly be termed an electrometer and the latter involves an apparatus beyond our immediate needs, a very sensitive type of the common gold-leaf electroscope will be the subject of this article.

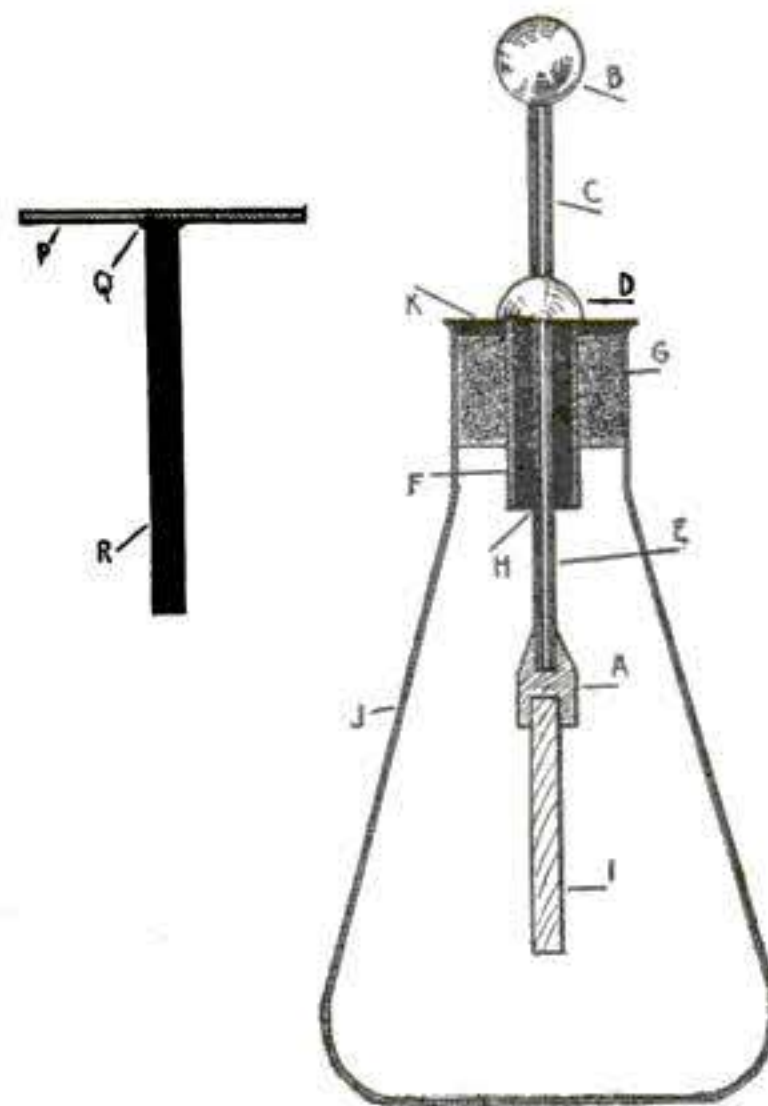
The flask of the electroscope has a capacity of about twenty-one cubic inches and a mouth of about  $1\frac{5}{8}$  in. in diameter. Such a flask can be purchased for a small sum from some chemical supply house. Its height should be about  $6\frac{3}{4}$  in. from its base and be about  $3\frac{3}{4}$  in. in diameter at its largest point. Two  $\frac{3}{4}$ -in. brass balls should be procured at the same time.

When these have been obtained proceed as follows: Drill a  $\frac{1}{8}$ -in. hole to a depth of  $\frac{3}{16}$  in. in one of the brass balls and saw the other in half. One of the hemispheres may be discarded but the other must have a  $\frac{1}{8}$ -in. hole drilled through its center perpendicular to its plane face. Tap both of these holes with a  $10/32$  machine thread. Care should be taken to protect the balls during the drilling and tapping so that their surfaces will not be marred. A piece of  $\frac{3}{16}$ -in. brass rod must be cut so that there are two lengths; one  $2\frac{1}{4}$  in. long and one  $3\frac{1}{4}$  in. long. The shorter of these two rods must have both its ends threaded to a distance of  $\frac{3}{16}$  in. with a male thread corresponding to that in the ball and hemisphere. Thread one end of the longer rod similarly, but with the aid of a hack-saw cut its opposite extremity lengthwise to a distance of  $\frac{1}{4}$  in. Cut a rectangular piece of  $\frac{1}{16}$ -in. brass,  $\frac{1}{2}$  by  $\frac{3}{4}$  in., and insert the same longitudinally in the slit prepared in the brass rod and solder fast. After the superfluous solder has been removed with a file, the rectangular plate may be trimmed as shown at A.

Screw the ball, B, to one end of the short rod, C, and the hemisphere, D, plane face out, to its other extremity. After the long rod, E, has been screwed to the plane face of the hemisphere, polish the brass with pumice-stone and lacquer everything except the ball, B, and the plate, A.

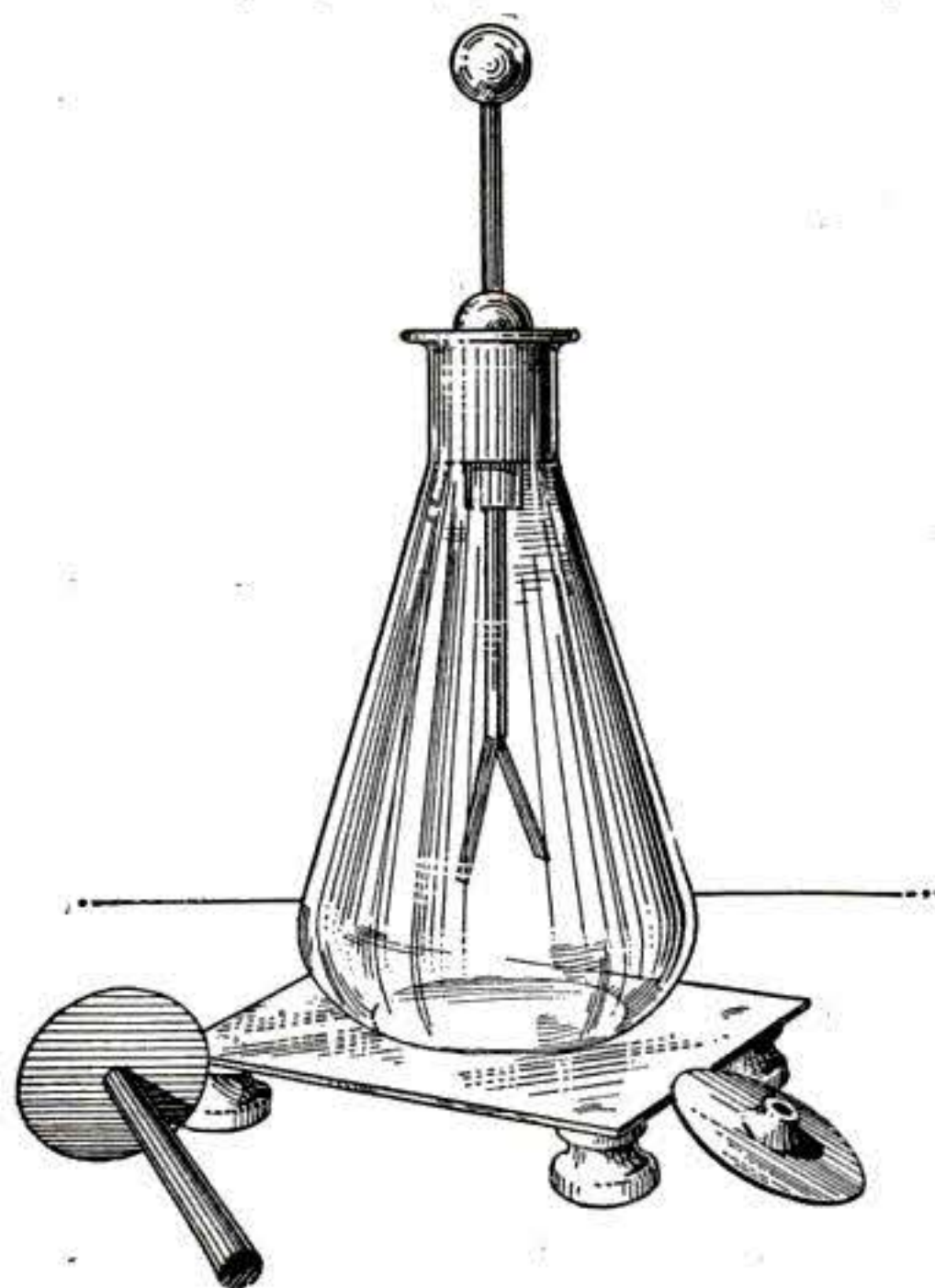
Obtain a cork somewhat larger than the mouth of the flask and with the help of a sharp razor blade trim it so

as to make a nice fit, care being taken not to have the fit too tight for fear of breaking the thin walled flask. Place the cork on the floor and roll under the foot until it has become a



The flask and its mountings for holding the gold foil, which is the most delicate part

great deal softer. Sandpaper its sides smooth and bore a  $\frac{5}{8}$ -in. hole through its center with a cork-borer. Cut the cork to a length of 1 in. A piece of glass tubing, F, with a  $\frac{1}{2}$ -in. bore and a  $\frac{1}{16}$ -in. wall must be cut so that it is  $1\frac{5}{8}$  in. long. This is then inserted in the hole prepared for it in the cork, G, in such a manner that one end projects  $\frac{1}{8}$  in. above the top



The flask is mounted on a piece of glass set on porcelain knobs

of the cork and the other end falls  $\frac{1}{2}$  in. lower than its bottom. Place the long rod, E, through the glass tube, F, so that the plane face of the hemisphere, D, shall rest upon that end of the tube projecting  $\frac{1}{8}$  in.

above the cork. Invert the whole and fill the glass tube with molten sealing-wax, H. When the insulation has cooled the rod will be embedded in its center.

Some gold-foil, which can be purchased for a small sum from a glazier, must be cut into strips  $\frac{1}{4}$  in. wide and  $2\frac{1}{4}$  in. long. Try to have this cutting done by a professional, but if this is impossible it is best done by leaving it between the sheets of paper as it comes and cutting paper, foil, and all. The plate, A, should be smeared with albumen, thin shellac, or, better still, a solution made by dissolving a large capsule in a teaspoon of warm ether, as an adhesive. Two strips of the gold-foil, I, are then affixed to opposite sides of the plate, leaving 2 in. of the strips hanging free. Fixing and attaching the gold-leaves is the most difficult operation in the whole process and much patience will be required before two leaves can be properly fastened. The foil, of course, cannot be touched by the hand and must be handled exclusively by some improvised instrument such as a narrow strip of paper. Few hints can be given as to the best way to proceed with the attachment, so the constructor must rely upon his own resources and go about the task as an ardent supporter of the ancient maxim that "experience is the best teacher."

The flask, J, must be clean and dry. Before placing the cork containing the rod into place permanently, heat the flask for a few minutes at a moderate temperature so as to drive all the moisture from the interior. While the flask is yet warm, place the cork in the top so that it is  $\frac{1}{8}$  in. below the mouth. Pour molten sealing-wax, K, on the cork until it is level with the top. Give the neck of the flask several coats of shellac on the outside to prevent moisture approaching the insulation.

If it is desirable to make a condensing equipment for the electroscope, cut two disks, each  $2\frac{1}{2}$  in. in diameter, from  $\frac{1}{16}$ -in. brass. By means of solder, L, affix a piece of  $\frac{3}{8}$ -in. brass rod  $\frac{5}{16}$  in. long, M, to the center of one of the disks, N. Drill a  $\frac{1}{8}$ -in. hole, O, in the end of the rod to a depth of  $\frac{3}{16}$  in. and tap as was the case with the charging knob. This constitutes the condensing plate which, when in use, displaces the charging ball.

The other disk, P, which forms the collecting plate is fastened by means of wax, Q, to the end of a rod, R, of some insulating material such as hard rubber, glass, or fiber,  $3\frac{1}{2}$  in. long. Polish both plates and lacquer. The lacquer must not be dispensed with for it is necessary as the dielectric of the condenser.—MARK M. GEATRY.

# 1760 Packard Trucks Complete National Truck Efficiency Test

*Winning Truck Establishes 3 Months' Record of 952 Points out of 1000—\$5025 Awarded in Prizes*

THE National Truck Efficiency Test was organized and conducted by the Packard Motor Car Company in co-operation with the efforts of the National Council of Defense and the War Industries Board to put motor trucking on a basis of higher efficiency, and to save railroad facilities for urgent Government uses.

The test consisted of three months' running, all phases of the truck performance and truck costs

being recorded daily on the National Standard Truck Cost System, as perfected by the Truck Owners' Conference.

The trucks were divided in three classes, according to capacity.

Prizes were awarded in each class—\$1000 to the owner of the winning truck; and to the drivers, \$500 for first, \$100 for second, and \$75 for third best records.

## The Prize Winners in the National Truck Efficiency Test

### Class A—1½ and 2 ton trucks

FIRST: What Cheer Chemical Co., Pawtucket, R. I., James L. Drury, Driver.

SECOND: Edson Moore & Co., Detroit, Mich., Edward Dallas, Driver.

THIRD: Edson Moore & Co., Detroit, Mich., L. Moore, Driver.

### Class B—3 and 4 ton trucks

FIRST: H. F. Cherigo & Sons, Baltimore, Md., Lew Bacighipi, Driver.

SECOND: Salt Lake City Pressed Brick Co., Salt Lake City, Oloff Hanson, Driver.

THIRD: Harper & Wilz, Baltimore, Md., C. Wilz, Driver.

### Class C—5 and 6 ton trucks

FIRST: W. M. Hoyt Co., Chicago, Ill., Joseph Brookbank, Driver.

SECOND: Gottfried Krueger Brewing Co., Newark, N. J., Charles Langbein and Joseph Birchler, Drivers.

THIRD: H. F. Cherigo & Sons, Baltimore, Md., J. Butts, Driver.



HIS three months' test of 1760 Packard Trucks in all parts of the United States is the first *all-'round* and nation-wide test of truck hauling ever conducted.

It is the first to consider and record the *transportation factors* that enter into truck efficiency:—

Traffic Conditions	Return Load
Type of Country	Percentage of Capacity
State of Roads	Economy in Gasoline
Type of Tires	Economy in Tires
Running Time	Economy in Oil
Loading and Unloading Time	Economy in Upkeep
Outgoing Load	Wage Cost
	Condition of Truck

Many a truck owner, discovering that his fleet is costing more than it should, finds all his efforts at economy baffled—because he thinks of efficiency only as a matter of trucks.

*Truck efficiency depends on transportation principles.*

There is not a truck owner in the United

States but can benefit by the results of the Packard National Truck Efficiency Test.

They are *transportation results.*

They are just as applicable to the single truck as to the fleet—to the little delivery car as to the Packard.

Whether you are a Packard Truck user or not—the Transportation Department of your local Packard Branch or Packard Dealer will be glad to see you. They will talk the thing over with you—show you what transportation results to look for and how to record them day by day on the National Standard Truck Cost System.\*

One of the most vital things for the Nation today is that every transportation agency shall come as near 100% efficiency as possible.

It is an extension of the Packard program of 100% War Work to give the results of this test to every truck owner or driver who will make use of it—*freely, and without thought of imposing obligation.*

# PACKARD MOTOR CAR COMPANY

Detroit, Michigan

# You've got to have the right pencil

If your pencil work is to be always up to top speed, top efficiency, you've got to have a pencil not only of the best quality but of the degree of lead exactly suited to your work.

**DIXON'S ELDORADO**  
"the master drawing pencil"

is proclaimed by artists, architects, engineers, business men and other connoisseurs, as a real American achievement. The strong, long-wearing leads do not easily break or wear down quickly. Their responsiveness makes your work less tiring and quicker. First of all specify the Eldorado; then be sure you are getting the right grade.

**How to find your grade.** Note in the chart below that 6B is the softest, 9H the hardest and HB is medium (the degree most used in general work). Select the degree you think will suit your work and your liking. If not exactly right, next time choose a grade harder or softer. When you have thus found your degree, specify it every time and you will always have pencil satisfaction.

Send us 16c in stamps now, specifying the degrees you want and we will send you full-length samples worth double the money.

**JOSEPH DIXON CRUCIBLE CO.**  
DEPT. 120-J JERSEY CITY, N. J.

Canadian Established  
distributors 1827

A. R. MacDougall & Co., Ltd., Toronto, Ont.

6B	} Varying degrees of extra softness—6B softest.	H	Hard.
5B		2H	Harder.
4B	} Extra soft and black.	3H	Very hard.
3B		4H	Extra hard.
2B	} Very soft and black.	5H	} Varying degrees of extra hardness.
B		6H	
HB	7H		
F	8H		
	9H		

DIXON'S "ELDORADO" is the master drawing pencil - HB

## A Removable Bag Receptacle for a Park Rubbish-Container

**A** DURABLE and inexpensive depository for scraps of paper and rubbish that accumulate around re-



The cloth bag is held open by a metal ring and it can be easily removed for dumping

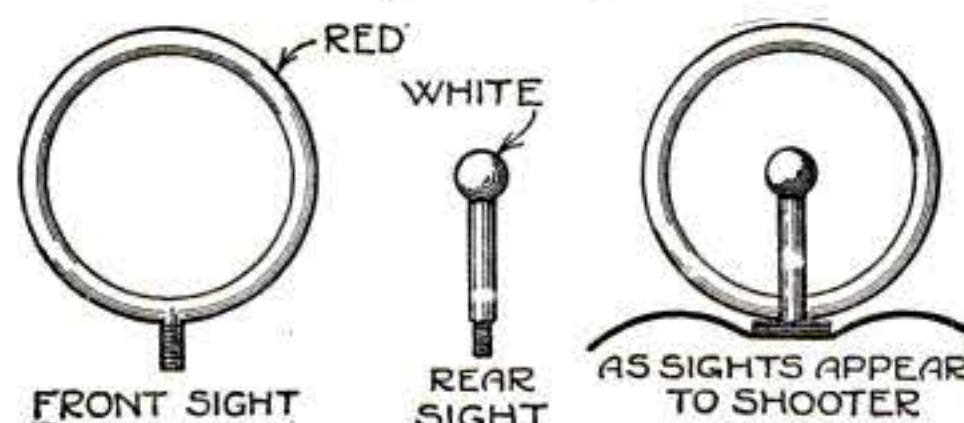
sorts and picnic grounds may be made in the following manner:

An iron ring large enough to stretch a gunny-sack over is provided with six projecting hooks riveted firmly in place. This ring is then riveted to the top of a 2-in. pipe, the connection being strengthened by the addition of a piece of 1/8-in. steel plate curved to the same radius as the ring, and riveted to both the ring and the vertical pipe, which is then set firmly in the ground, preferably in a cement base.

After painting and lettering the plate, drop a gunny-sack through the ring and stretch the upper edge over the hooks. Such a receptacle may be easily emptied, and it is a very simple matter to replace the sack when it is worn.—JOHN D. ADAMS.

## Sights for More Accurate Shooting with a Shot-Gun

**I**T has always been understood among small-game hunters that a crack rifle shot could not hit anything with a shot-gun, in spite of the fact that his aim with this firearm does not have to be very accurate. Here is the way I fitted out my shot-gun so that the



The ring with a white ball center makes it easy for the hunter to sight his gun

aim is just as precise and definite as that of any rifle.


A ring was mounted on the screw for the front sight, the ring being 1 1/4 in. in diameter (inside measurement). The rim appears to the one sighting

the gun to be about 1/8 in. thick. The ring was painted a bright red, as red shows up best against any kind of a target and stands out very distinctly when aiming at moving game.

A small hole was drilled and threads cut to receive the ring-screw 2 in. from the muzzle end of the barrel. The rear sight is a vertical post 1/8 in. in diameter, topped with a ball 1/4 in. in diameter, all projecting 3/4 in. above the barrel. This is painted a dull white color. The post screws in place 24 in. back of the front sight. With this combination of white rear post and red ring I find that I can easily bag my share of game. It is also a very clever sight for the "rifle crank" to use when he shoots the scatter-gun at traps. The principle involved in this kind of sight is this: when the white ball aligns anywhere within the ring with your target you get your game.—F. E. BRIMMER.

## Centering Round Stock with a Vise and Scriber

**A** VERY simple method of finding the center on a round piece of iron or a bar is to clamp a center punch or scriber in the jaws of a vise, so that its point extends above the jaws to about the radius of the bar to be marked. The bar is placed on the



To get the center of a round bar, roll it between the jaws of a vise holding a scriber

jaws and revolved by hand against the scriber point.

If the point is not exactly in the center, a circle will be marked so that its center will be easily found. The fact that the jaws are slightly open on account of the scriber being clamped in them provides a trough, or ways, in which the bar may be easily rolled.—JOHN SCHMELZEIS.

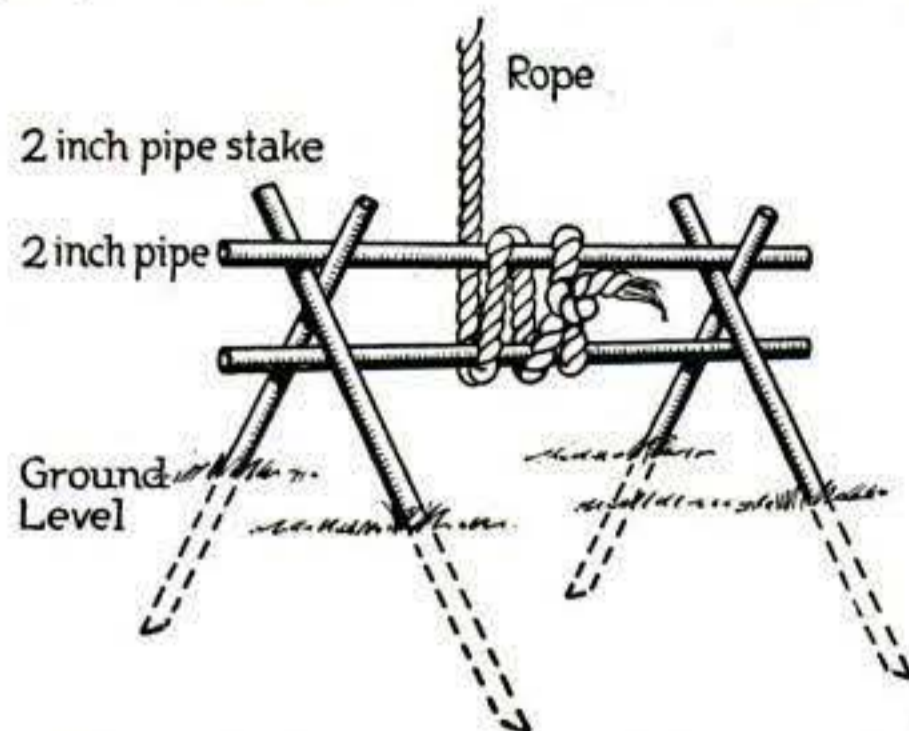
## How to Make a Nickel Alloy that Is Malleable

**M**AGNESIUM added to nickel or cobalt, when put into the fused metals in the proportion of one eighth of one per cent, will render these metals malleable. The nickel will also become ductile when mixed with this small proportion of magnesium, while the cobalt loses its color and becomes whiter than the nickel. Both of these metals can be made to adhere firmly to iron or steel at a white heat.



### A Novel Rope-Holding Device for the Ground

A LIGHT form of a deadman that is very convenient for a pull directly upward is shown in the accompanying illustration. It consists of



With the cross stakes at each end and the two parallel bars as shown the whole cannot be drawn from the ground

stakes or short pieces of pipe driven in the ground at an angle, with cross-pieces above and below where the stakes cross. The rope is secured about the two cross-pieces.

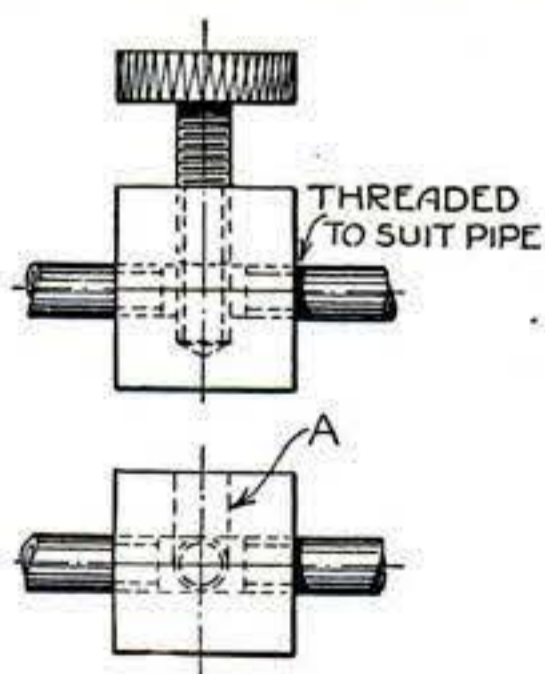
This form of a deadman is quickly set, and will stand any pull that will not break the stakes or bend the pipes. —WALTER L. MORRISON.

### Removing Dampness and Disinfecting a Cellar

CELLARS will acquire a musty odor after being closed up for the winter. To remove dampness as well as to disinfect the cellar, sprinkle chloride of lime on the floor and close up the cellar for a few days. Then open the windows and let in the air until the chloride-of-lime odor disappears, and your cellar will be ready for storing vegetables.

### How to Make a Valve for a Small Steam-Engine

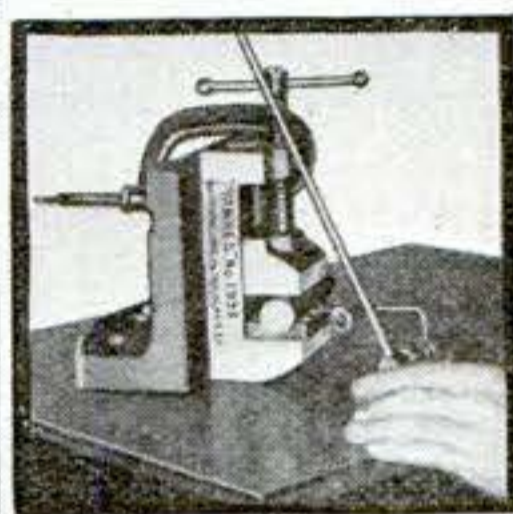
A SMALL valve for use on a toy steam-engine or an engine for chemical purposes can be easily made in the following manner. Secure a block of brass  $\frac{5}{8}$  in. square and  $\frac{3}{4}$  in. long, and drill a hole through its center. This hole will be governed by the size of the pipe. The hole should be threaded at each end to receive the pipe ends. Drill another hole on the surface at right angles



Small steam-valve made from a piece of brass

to the first hole, as shown at A. Make the diameter of this hole  $\frac{1}{8}$  in. larger than the first hole. Pass a valve consisting of a thumb-screw threaded to fit the threads cut in the last drilled hole through the hole for opening and closing the line. —THEODORE P. GATHMANN.


# Multiplying Man's Power




1. "YANKEE" Vise, set on surface plate and holding steel cylinder for accurate center marking.



2. The centers on the cylinder as above marked, being punched for drilling.



3. "YANKEE" Vise (with work) removed from bench to drill press. Holes are drilled absolutely true.



4. "YANKEE" Vise, still holding the work in original alignment, fastened to bed of milling machine.

### Removable from Base for Continuous Work

YOU do not remove the work from the "YANKEE" Vise, but move the vise itself—for the various operations, on bench, drill-press, milling machine, planer, etc.

So, you see, the "YANKEE" Vise is needed in every shop—no matter how many other vises a shop has; wanted by every machinist, tool maker, motor mechanic, or good metal worker in any line—because it works in ways and places impossible for other vises: Multiplying Man's Power!

The "YANKEE" Vise is machined square, for use on end or either side as well as upright; and is provided with a V-grooved steel block (as illustrated) for holding round and irregular shapes.



As a time- and labor-saver, this vise is in a class with "YANKEE" Ratchet Breast and Hand Drills and "YANKEE" Automatic-feed Bench and Chain Drills.


**"YANKEE" Vise No. 1993 with Swivel Base. Price, \$7.75**

Body  $7\frac{1}{4}$  by  $2\frac{3}{4}$  (wide) by 3". Hardened steel faced jaws; open  $3\frac{1}{8}$ ". Vise held to base by set-screw. Camthrow lever locks position.

No. 993. "YANKEE" Vise without base. Price, \$5.25.

Your dealer can supply you

Write us for free "YANKEE" Tool Book of drilling, tapping, boring, and screw-driving tools.



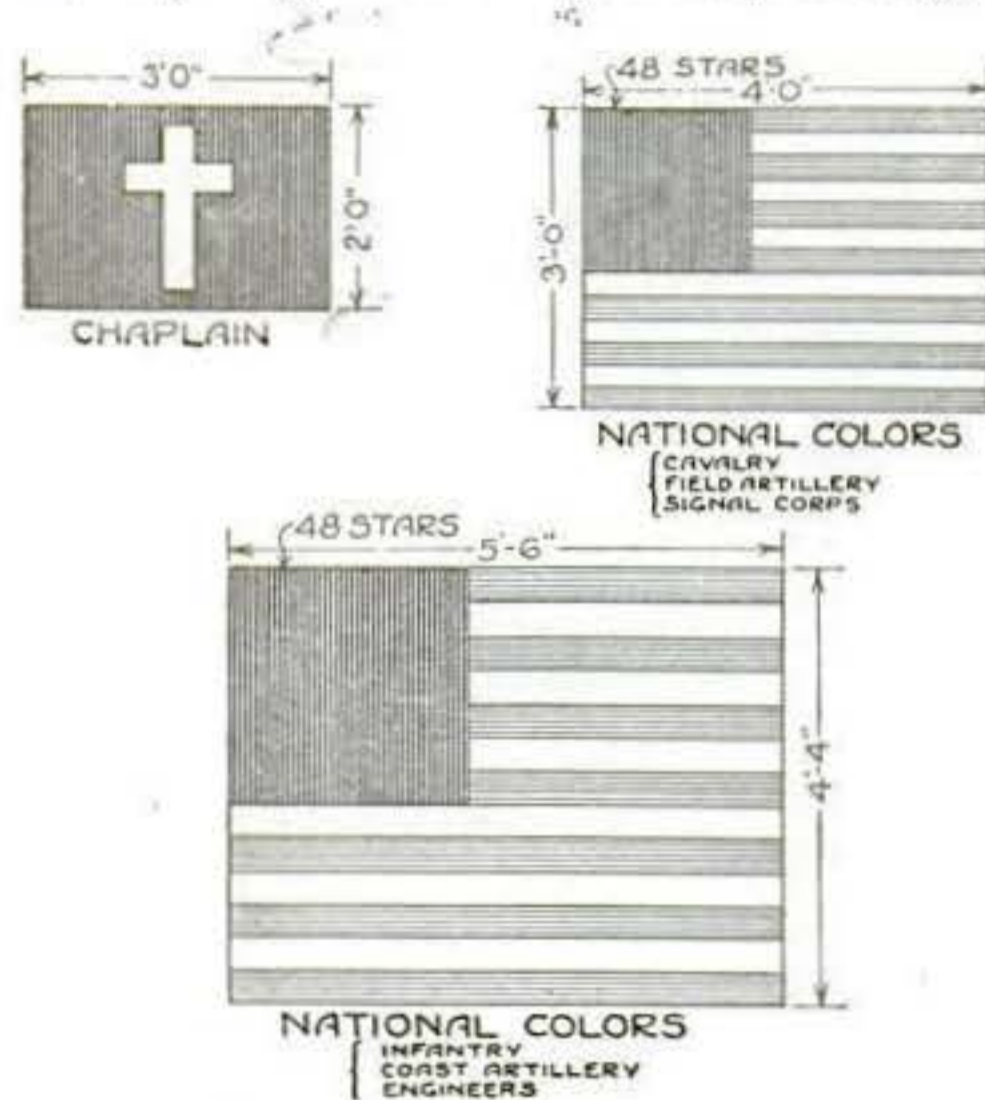
North Bros. Mfg. Co., Philadelphia

# "YANKEE" TOOLS

Make Better Mechanics

# Our Nation's Flags and Their Meaning

STRICTLY speaking, the word "flag" is not used to any great extent in the army. The national flag belonging to each regiment is known as the "national colors," and the regimental flag is the "regimental standard." The company, troop, and battery flags of the engineers, cavalry,

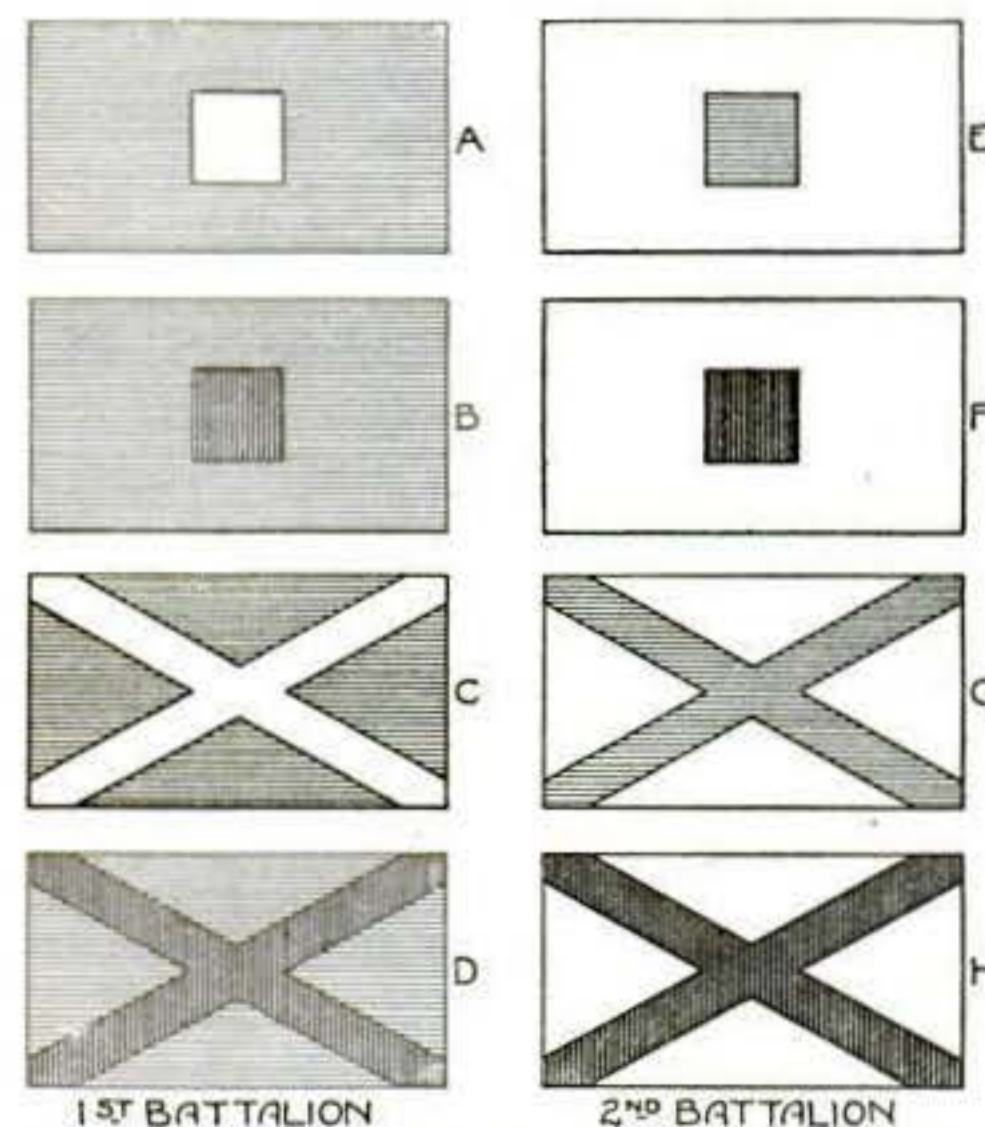


Chaplain's flag and regimental flags, the latter being the national colors

and artillery are known as "guidons"; and so on down the line.

A knowledge of the meaning of every flag in use in the army will be found useful not only to the soldier but to the civilian who is, or should be, interested in things military. The accompanying illustrations will be of great assistance in distinguishing various bodies of troops, which will be met more frequently as time goes on, as well as in distinguishing regimental, brigade, and division headquarters.


Most army posts are entitled to



Company, battery, and troop flags of the first and second battalion, known as guidons

three flags—garrison, post, and storm. These are what is known as national flags, and are made of bunting in the sizes indicated. The "garrison flag"

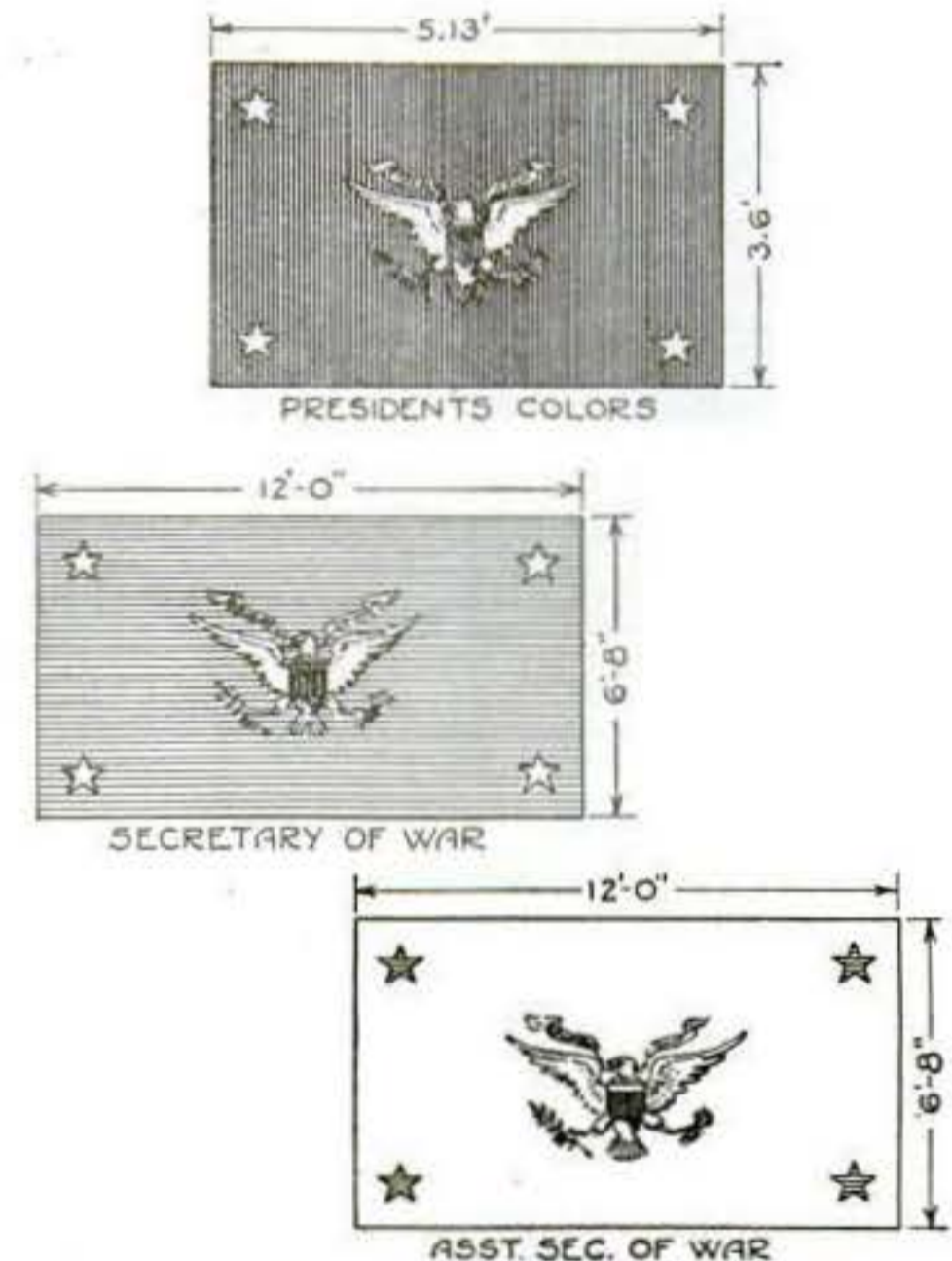
is furnished only to posts designated from time to time by the War Department, and is hoisted only on holidays and important occasions. The post



How the colors of the various flags in the illustrations are designated

flag is furnished to all army posts, and is always run up in pleasant weather. The storm flag is furnished for all occupied posts, for use in stormy and windy weather. The last named flag is also hoisted in all kinds of weather over semi-permanent camps and national cemeteries.

The colors of the President are of blue silk, and are attached to a single jointed staff 10 ft. 3 in. long, including the ferrule and gold-plated head. The head consists of a globe 2 in. in diameter surmounted by an American



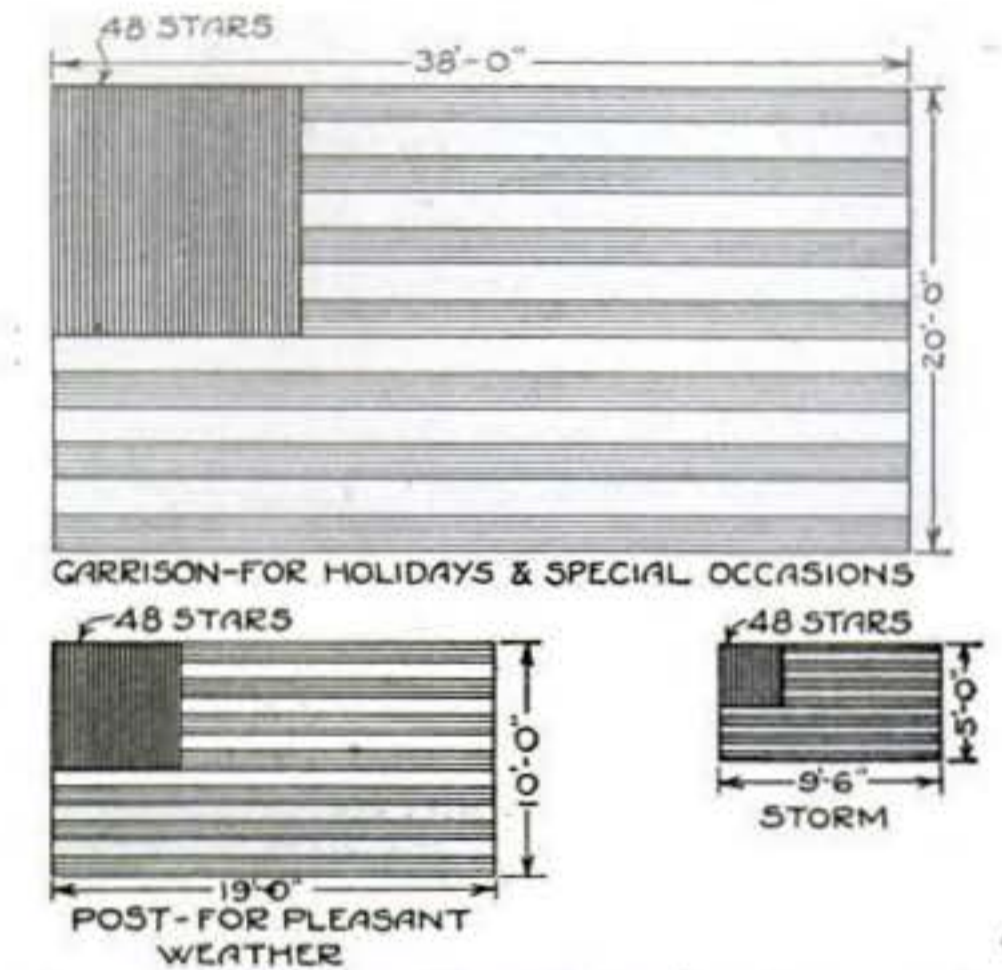
The colors and sizes of the flags of the President, the Secretary of War, and his assistant

eagle, alert, 5 3/8 in. high. In each of the four corners is a five-pointed star, white, with one point upward, the points of each star to lie within the circumference of an imaginary circle of .468 ft. diameter; the centers of the circle being .77 ft. from both the long and short sides of the colors. The coat-of-arms is placed in the center of the flag, the letters and stars being embroidered in white silk on both sides. The colors are trimmed on three sides with a knotted fringe of silver and gold 3 in. wide. The cord is 8 1/2 ft. long with two tassels, and is composed of red, white, and blue silk strands.

The flag of the Secretary of War is of scarlet bunting having a five-pointed star in each of the four corners, each

star having one point upward. The points of the star lie within an imaginary circle of 5-in. radius. The centers of the stars are 17 in. from the short side and 12 in. from the long side of the flag. The center of the flag bears the official coat-of-arms of the United States.

The chaplain's flag is of blue bunting having in the center a white Latin cross 18 in. high and of suitable width.

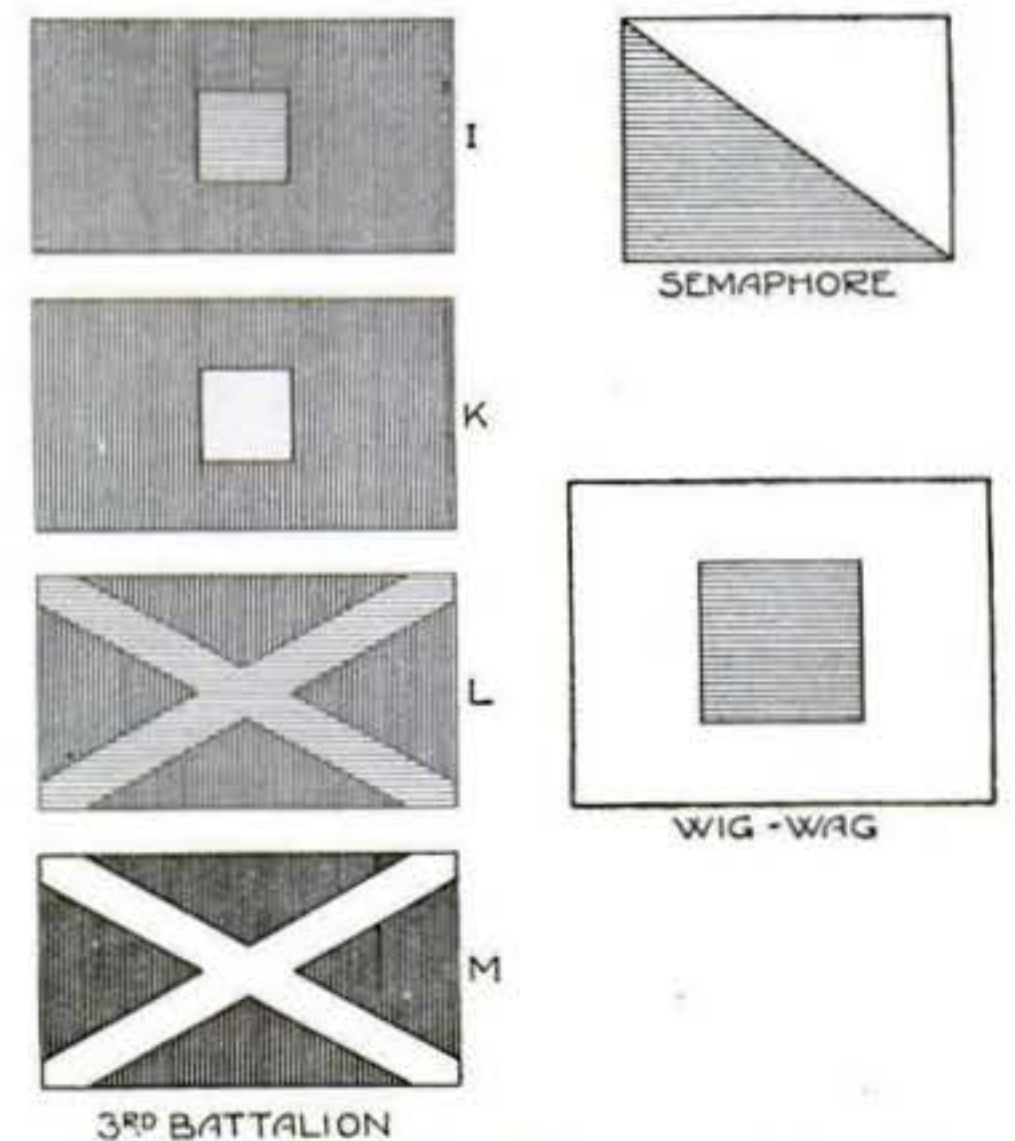


Army posts have three flags—garrison, post, and storm. The garrison flag is only given to certain posts by the War Department

These flags are used for field service.

Hospital flags are of three sizes, and are used in connection with the national flag in time of war. The guidons are used to mark the way to field hospitals.

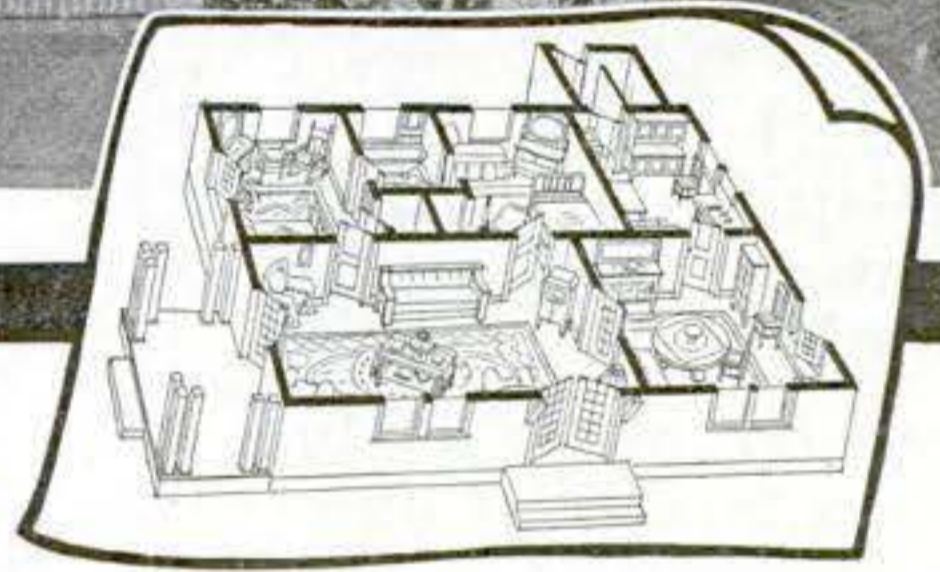

National colors are of silk, 5 1/2 ft. fly and 4 ft. 4 in. on the staff, which is 9 ft. long, including the spearhead and ferrule. The union is 2 1/2 ft. long, and the stars are embroidered in white silk on both sides. The edges are trimmed with knotted fringe of yellow



The third battalion flags, together with the semaphore and wig-wag flags

silk 2 1/2 in. wide. A cord 8 1/2 ft. long is provided, and this cord is made of red, white, and blue silk strands. National colors are practically identical

# Aladdin Homes



## Make This Your Home Building Year

That charming bungalow Home—bordered in flowers—bathed in sun-light—the one you have dreamed of can now be yours. It may be a snug and cosy cottage complete with five rooms on one floor, or a more pretentious bungalow of charming proportions. These types and many others are found in the Aladdin book—complete home-building library of 100 designs—100 ideal homes. Besides this there is a vital message for you in this most remarkable book, that will be sent at your request.

## Saves Lumber and Labor and You'll Save Money Building Your Home

Of course, you would like to save money building your new home—would like to build at the lowest price possible. But, you cannot expect to save very much money by bargaining or getting different prices. **You can only expect to save money by saving labor in building your home and eliminating waste of lumber.** Aladdin Read-Cut Houses are cut-to-fit in Aladdin mills by rapid power machines. Old fashioned building waste is reduced from 18% to less than 2%—a saving of practically \$18 on every \$100 worth of lumber. And you save a third of the labor in building your home. This saving of lumber and labor will mean from \$200 to \$400 or more. The Aladdin Book shows you how it is done. Send for this book today.

### Aladdin System Saves Waste

Thousands of our customers have told us of big savings they made building Aladdin Homes. The average saving on our \$945 bungalow is \$264. The Aladdin system saves waste of lumber. All of the material is shipped to you cut to fit. Your carpenter can erect your Aladdin Home quicker because all of the hand sawing is done in our mills by Rapid Power Machines.

### Aladdin's Dollar-a-Knot Guarantee

Aladdin Read-Cut houses are the finest produced. The choicest stock available is used for the exposed weather parts. Finer materials cannot be had than those used in the construction of Aladdin Read-Cut Homes. The Aladdin Dollar-a-Knot Guarantee is but one evidence of the built-in quality which is a part of every Aladdin Read-Cut Home.

### What You Get With Your Aladdin Home.

Aladdin houses are cut-to-fit—no waste of lumber or labor. The Aladdin price includes all materials cut-to-fit as follows: Lumber, millwork, flooring, outside and inside finish, doors, windows, shingles, lath and plaster, hardware, locks, nails, paint, varnishes. The material is shipped to you in a sealed box car, complete, ready to erect. Safe arrival of the complete material in perfect condition is guaranteed. Send stamps today for a copy of "Aladdin Homes" No. 650.



**THE ALADDIN COMPANY, 651 Aladdin Ave., Bay City, Mich.**

Canadian Address: Canadian Aladdin Co., Ltd., Toronto, Ontario.



The Only Variable Spacer—  
The Only Automatic Type  
Stroke—

The Only Machine With In-  
terchangeable Type—

All Commercial Type Sets—

All Languages—

# All On ONE Machine!

When you recollect an important letter which you neglected writing at the office, take care of it at home on your

## Multiplex Hammond "Writing Machine"

Your own personal Multiplex Hammond is a priceless convenience, a worry preventer, a time saver, a money maker—use it at home.



A New Portable  
Condensed  
Aluminum  
Only 11 Pounds  
Full Capacity

365 different  
arrangements  
of types and  
languages.

### TYPE SPECIMENS:

Vertical Script - private letters.  
Medium Roman-general letters.  
Italic - emphasizing.  
SPECIAL GOTHIC - CLEAN CUT  
Large Gothic - sermons, lectures.  
Large Roman - sermons, lectures.  
Print-type - new, attractive.

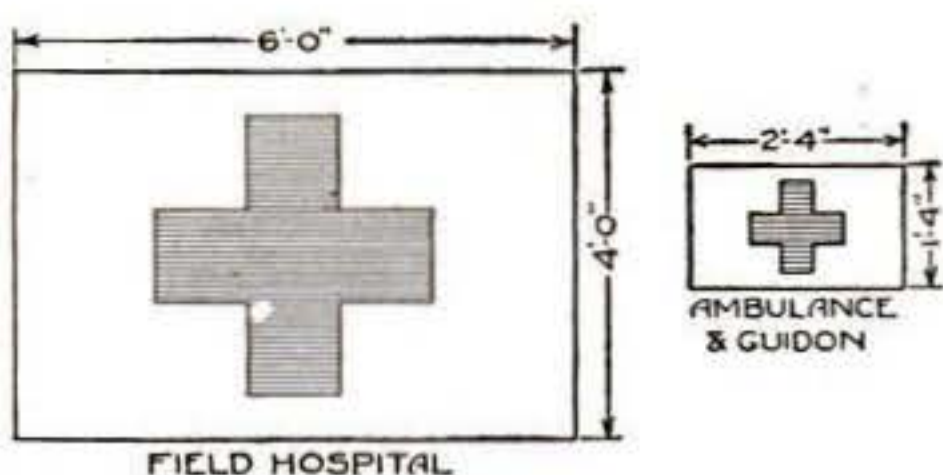
No Other Machine Will Do This

### FREE Illustrated Booklet

Let us send you, free, our interesting booklet describing the unique features of this extraordinary machine.

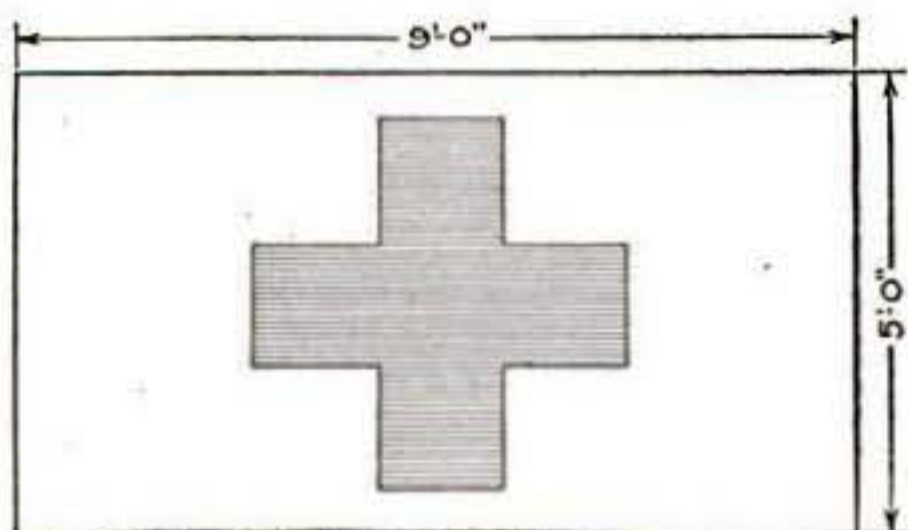
The Hammond Typewriter Co.  
639 East 69th St. New York City

Write for special terms to professionals



FIELD HOSPITAL

AMBULANCE & GUIDON



GENERAL HOSPITAL

The size and colors used for the general field hospital and ambulance flags

for engineers, infantry, and coast artillery branches, the designation of the regiment or battalion to which the colors belong being engraved on a silver band placed around the staff. For field artillery, cavalry and signal



FIELD ARMY HEADQUARTERS



INFANTRY DIVISION HDQTS.



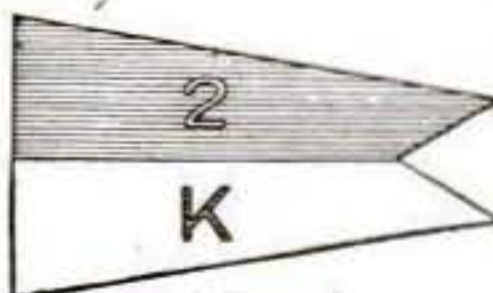
CAVALRY DIVISION HDQTS.



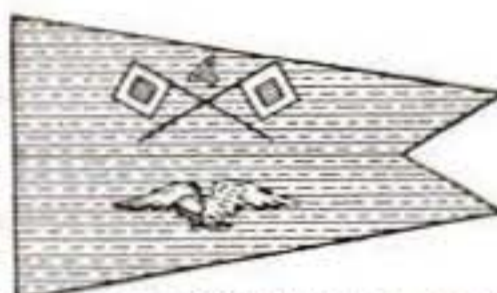
ARTILLERY BRIGADE HDQTS.  
INFANTRY-BLUE FIELD  
CAVALRY-YELLOW FIELD

Field army headquarters, infantry, cavalry and battery brigade flags

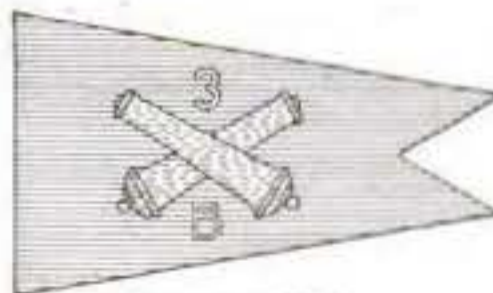
corps the national colors are mounted on a lance 9½ ft. long. The union is 22 in. long, the stars being embroidered, and the fringe being the




CAVALRY



AERO SQUADRON(SIGNAL CORPS)



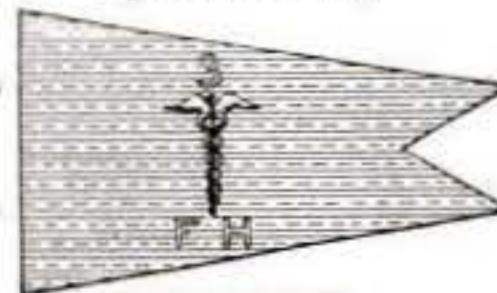
FIELD ARTILLERY



TELEGRAPH COMPANY (SIGNAL CORPS)



ENGINEERS



FIELD HOSPITAL



SIGNAL CORPS



AMBULANCE COMPANY

Guidons are used to identify troop, battery, etc., from one another and so aids marching troops

same in color as other national colors. The regimental standards are of the same dimensions as the national colors, but vary as follows:

	Field	Fringe	Color of Scroll	Color of Inscription
Engineers	scarlet	white	white	white
Mounted Engineers	scarlet	white	white	white
Coast Artillery	scarlet	yellow	yellow	red
Infantry	blue	yellow	red	white
Cavalry	yellow	yellow	red	yellow
Field Artillery	scarlet	yellow	yellow	scarlet
Signal Corps	orange	white		

The inscriptions on the regimental standards are as follows:

U. S. Engineers  
Battalion, U. S. Mounted Engineers  
U. S. Coast Artillery Corps  
U. S. Infantry  
U. S. Cavalry  
U. S. Field Artillery  
Battalion Signal Corps, U. S. A.

Guidons are used to identify troops, batteries, etc., from one another, and also to help guide troops on the march. The guidons for the various arms of service are shown in the illustration.

These guidons are made of bunting for field service, and of silk for battles, parades, and reviews.

The infantry



AMMUNITION TRAINS, DISTRIBUTING POINTS AND DEPOTS



TELEGRAPH STATION



MOTOR TRUCK COMPANY



POST OFFICE

Ammunition trains, telegraph stations, post-offices, and motor-truck companies have their own flags

does not use guidons, but has "company flags."—GEORGE M. PETERSEN

### To Prevent Unconscious Retarding of the Automobile Spark

HAS any Ford driver, who was too tall to fit his car, ever noticed that, when driving at 20 miles an hour or more with the spark well down, his knee is always pushing the lever up again, and so he is continuously though unconsciously retarding the spark?

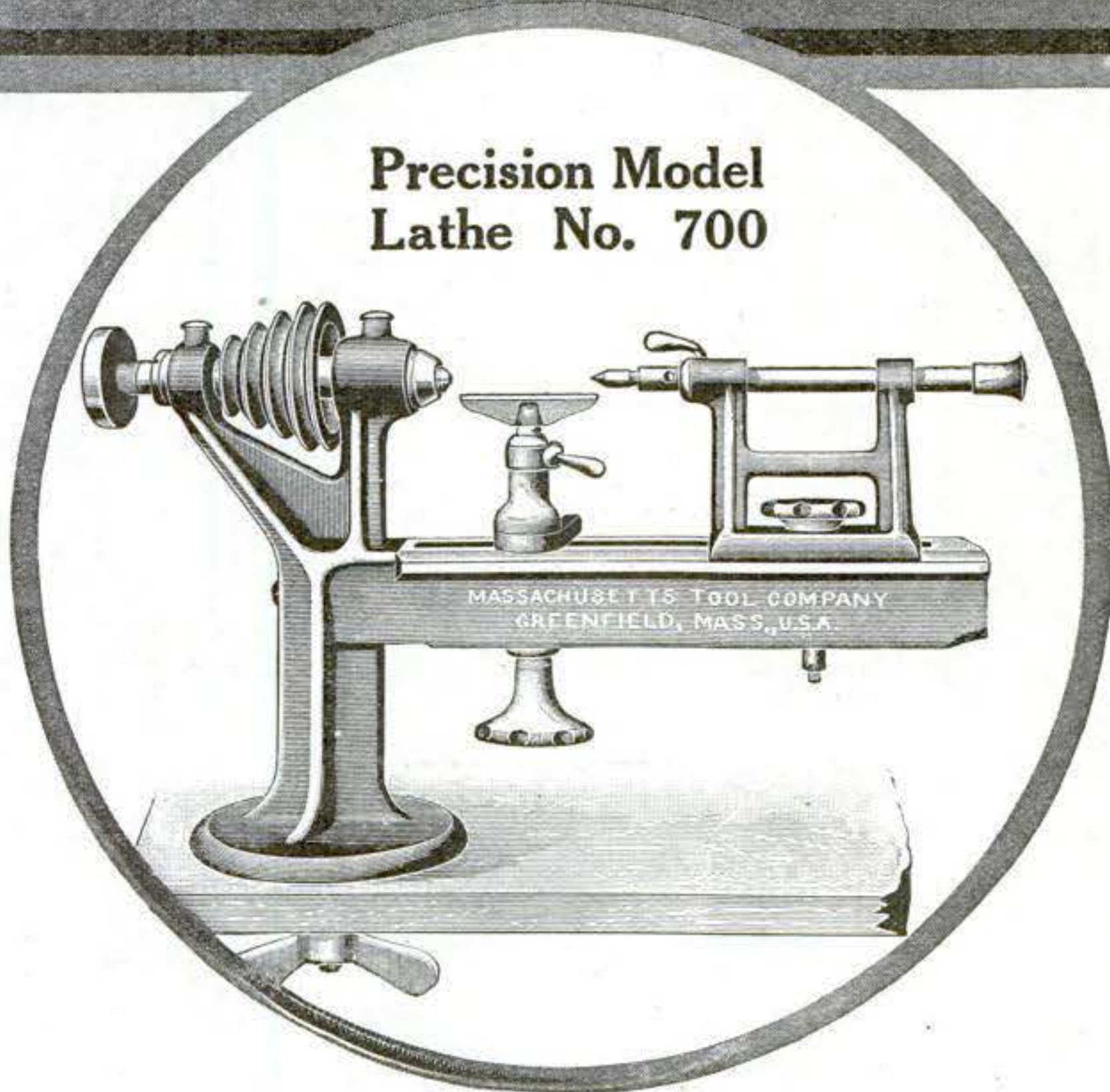
This difficulty may be overcome by bending the lever 3 in. more than the original bend. It is astonishing what a difference will be found in the available space.

To bend the lever, however, is more easily said than done; it is necessary to use two large adjustable wrenches. One should be slipped over the short bend of the lever to hold it in position, and the other should be used to do the bending. The second wrench should be placed at the extreme end of the lever, and in some cases it may be necessary to slip a piece of gas-pipe over the handle to obtain sufficient leverage. Get someone to hold the first wrench for you while you do the bending.—J. S. CHAPMAN.

# GOODELL PRATT

## 1500 GOOD TOOLS

Precision Model  
Lathe No. 700



**A** COMPLETE lathe designed for the accurate tooling of small work.

This lathe has a 12-inch bed and an extreme distance of 3 1/2 inches between centers. It swings 5 inches. This lathe is provided with a draw-in spindle with a 3/16-inch hole clear through. The pulley has four steps for 1/4-inch round belt. The compound slide rest, boring attachment, sawing attachment and milling attachment, shown in the four circles below, are intended for use with Precision Model Lathe No. 700. With these attachments an almost unlimited scope of work can be accurately and quickly accom-

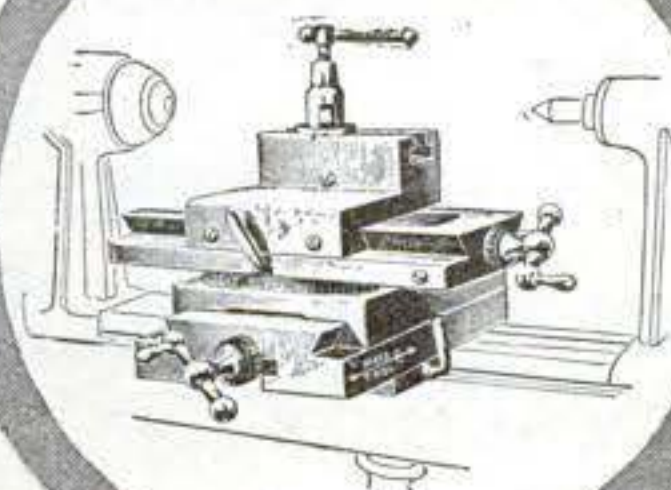
plished. This lathe is particularly adapted to small precision work such as is usually done in the laboratory. Doctors, dentists, jewelers and inventors will find it exceedingly useful in their laboratories.

Into this lathe, just as into all of the 1500 Goodell-Pratt tools, is built quality. Nothing in workmanship or material is spared which will in any way improve Goodell-Pratt tools. The policy of designing each tool to fulfil a definite purpose, and the determination to make every tool the best of its kind, has resulted in mechanics the world over demanding Goodell-Pratt Tools.

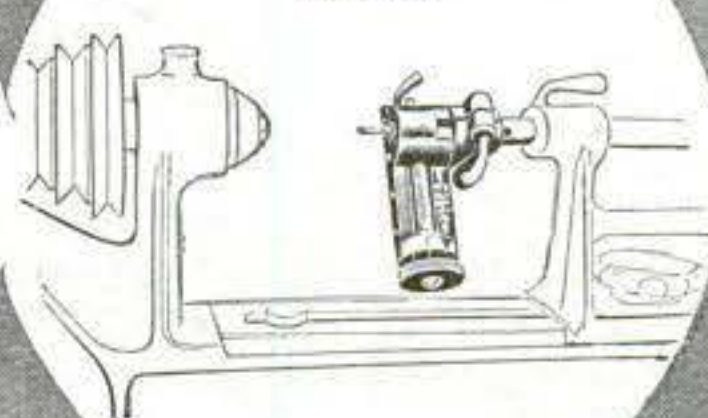


GOODELL-PRATT COMPANY, *Toolsmiths* Greenfield, Mass.

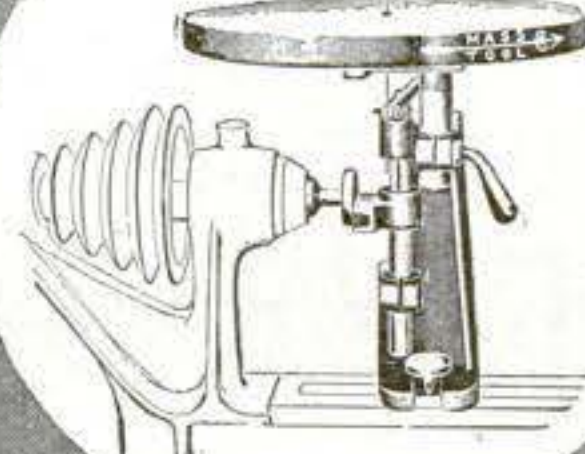
Compound  
Slide Rest—No. 710



Boring Attachment—  
No. 720




Sawing  
Attachment  
—No. 725



Milling  
Attachment—  
No. 715





## "The Construction of Small Alternating Current Motors"

By A. E. Watson, E. E., Professor of Electrical Engineering in Brown University, Providence, R. I.

This book contains complete instructions for building small alternating current motors in several sizes. The designs will be found to be in harmony with those of the very best manufacturers.

### Important Information for Electricians

Some of the subjects taken up are "Characteristic features of alternating current motors," "Construction of a one-half horse-power, single-phase induction motor," "Construction of a one-kilowatt, two-phase or three-phase alternating current generator or a one horse-power synchronous motor," "Procedure in testing and using an alternating current generator or synchronous motor," "Construction of a one-half horse-power single-phase compensated series motor."

Clear, concise directions and careful drawings are features of this book. 79 Pages, 47 Illustrations.

Price, \$1.00

BOOK DEPARTMENT  
**Popular Science Monthly**  
 225 West 39th Street,  
 New York City

## Fastening Binding Posts to Carbon Electrodes in Cells

IN wet cells having carbon electrodes it is necessary to have the binding-post substantially joined to the carbon, and the corroding action of the electrolyte, due to its creeping up and through the porous carbon on the binding-post where the latter joins the carbon, must be avoided.

To do this is quite difficult, but a good method is as follows: Drill a hole in the carbon the size of the binding-post screw, then enlarge the hole at the bottom, making it cone-shaped. This hole is then filled with a melted alloy consisting of two parts bismuth and one part tin, and the binding-post is screwed in before it becomes too hard. On cooling the metal expands, making a tight and substantial joint.

To prevent capillary attraction and creeping of the electrolyte up the carbon, the top of the binding-post in place should be dipped or soaked thoroughly with paraffin, wax, or insulating varnish.—PETER J. M. CLUTE.

## A Portable Tool-Board for a Shop or Plant

IN a large refrigerating plant where repairs are likely to be made in any room or division at any time, the workmen found that it was almost impossible to select the proper tools necessary for each job and take them to it. As




The tools are hung on the sloping sides and the whole is mounted on casters

there was only one set of tools in the plant, they were arranged on an inverted V-board mounted on a base having truck casters.

When a breakdown occurred in any part of the plant, it was only necessary to push the tool-board to that spot, and all tools necessary were at hand.

## Preserving the Luster on the Surface of Silverware

SILVERWARE may be kept bright and clean by coating it with a solution of collodion diluted in alcohol. The articles should be placed in hot water, after which they should be thoroughly dried before applying the coat of collodion. Care should be taken to have the coating very thin, so that when dry it is almost invisible.



## Electrician's Wiring Manual

BY F. F. SENGSTOCK

Electrical Inspector Chicago  
 Board of Underwriters

When you're up against a stiff job, let this book be your helper. It will tell you exactly what to do and how to do it in strict accordance with the National Electrical Code.

The book that thousands of Wiremen, Contractors and Electricians have been waiting for. Not a discussion on Code Rules, but straight talk from a man who knows the game from A to Z and gives you the benefit of his many years' experience.

Shows you how to proceed so that your work will pass the most exacting inspector. Every step explained in detail, made clear by 415 careful drawings.

Flexible Leather Binding,  
 Pocket Size.

Price \$1.50, postpaid

**Popular Science Monthly**  
 225 West 39th Street  
 New York City

# "Let's Go!"

That has always been the call of men who ride Harley-Davidson motorcycles, the call of leaders. They never lag. In war or in peace, the rugged dependability of the Harley-Davidson has drawn toward it riders of the trail-blazing type.

During the war every Harley-Davidson motorcycle made became the mount of a man in khaki. These men and their Harley-Davidsons have established unequalled records for continuous performance; records in economy, upkeep, and dependability of service; records no after-the-war business or personal demand can afford to ignore.


*"Ask the men in the service—they know"*



Harley-Davidson Motor Co · Milwaukee · Wisconsin...

# THE BIG TWIN EXCELSIOR

The Motorcycle That Made Good in the Mountain Passes of Italy



With all the motorcycles of the world at their disposal the Italian army experts selected the Excelsior as the one best adapted to the awful re-

quirements of Alpine service, and it made good.

The enormous power and unfailing reliability of the Big X Twin Motor, the unbreakable double trussed front fork, extra large roller bearing clutch and nickel steel frame that proved the supremacy of the Excelsior on the Alpine battle fields are in every Excelsior Twin and in no other motorcycle made.

If you want a motorcycle that will deliver the goods under all conditions, you want an Excelsior.

Write for catalog or see the dealer

## EXCELSIOR MOTOR MANUFACTURING & SUPPLY COMPANY

Manufacturers of Excelsior and Henderson Motorcycles and Sidecars

3709 Cortland Street,

CHICAGO, ILLINOIS

## Protecting the Automobile Top from Tearing

AN arrangement designed to prevent the tearing and stretching of automobile tops consists of a pair of coil springs placed between the top and the wid-screen. The jerks and strains



A compressed coil spring with buckle and snap to take the strain from the cloth

occasioned by driving over ruts and rough roads are taken up by these springs instead of being transmitted to the nails that fasten the top to the rear of the machine. All pulling out and tearing away of the top is thus avoided.—J. S. CHAPMAN.

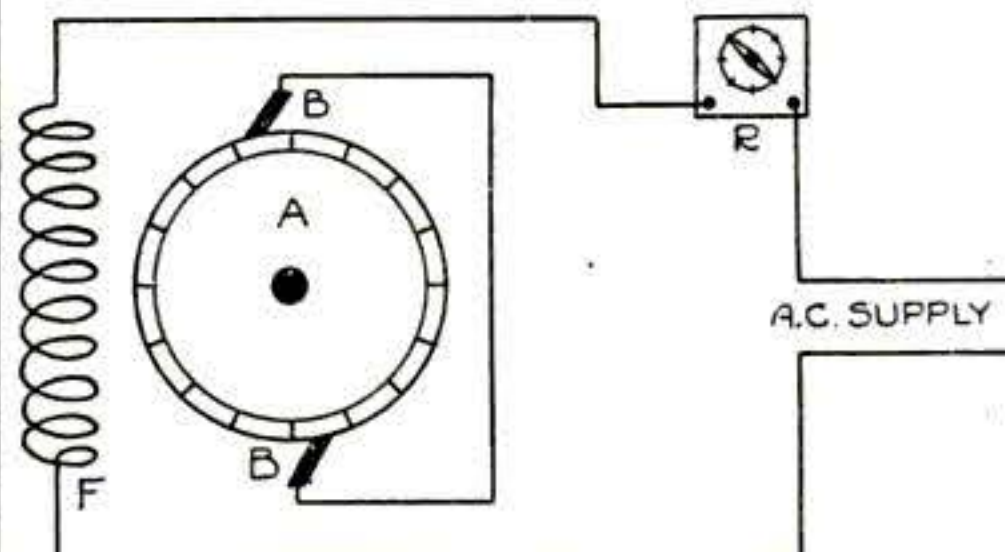
## Open the Automobile Bonnet for Hill-Climbing

WHEN driven in a mountainous country, especially in summer-time, the Ford engine has a habit of boiling madly. This is, of course, due to the amount of low gear work it has to do: the slow rate of speed does not permit sufficient volume of air to pass through the tubes to cool them.

Taking off the bonnet is an expedient frequently resorted to by Ford drivers, but it is an awkward item to stow away. If left at home, the driver is apt to need it to protect the spark plugs and motor from splashes when fording a stream or when passing through mud-holes. It is not always possible to stop and cool down every few miles, and a good compromise may be effected by opening one side of the bonnet only (naturally the side from which the wind is blowing). The open side may be tied back securely with a piece of stout string, and rattling may be prevented by placing a piece of felt in the fold at the forward end.

## Running Direct-Current Motors on Alternating Current

THE illustration shows a method which will be found useful in running D. C. motors on A. C. circuits. Disconnect the field winding from the armature *A* and connect the brushes of the machine together. Then arrange the field *F* of the motor in



Wiring arrangement for running a direct-current motor on alternating circuits

series with a variable resistance *R* and the source of available alternating current. The resistance should be low for starting, but may be increased when the motor is running at full rated speed.

## TOOL CHESTS



If it is chests, we can supply you. That's our business.

Write for Circulars

J. M. WATERSTON  
81 Woodward Ave., Detroit, Mich.

## SAVE 25% to 60%



on slightly used **GRAFLEX-KODAKS**  
Cameras and Lenses of every description. Equal to new. Save money. Write now for **Free Bargain Book and Catalog** listing hundreds of money-saving bargains in slightly used and new cameras and supplies. **All goods sold on 10 days' Free Trial.** Money back if not satisfied. You take no chances dealing with us. We have been in the photographic business over 16 years. **Write now.**  
CENTRAL CAMERA CO.  
Dept. 51, 124 S. Wabash Ave., CHICAGO

## Raise Belgian Hares



for us. Wonderful profits easily made at home. We furnish stock and pay you \$6 a pair and express charges and buy all you raise. Also covies and squabs.

Beautiful illustrated catalog and contract 10c

UNITED FOOD & FUR ASSOCIATION  
329 West 48th St. Desk 4 New York

Submit your Song Poems NOW for free examination and advice. We revise poems, compose music of any description, secure copyright and employ original methods for facilitating **FREE PUBLICATION** or outright **SALE** of songs under a certificate **GUARANTEE-** **ING** you satisfaction. **SONGWRITERS' MANUAL & GUIDE SENT FREE** Postal Card brings you a copy of our Free Booklet which tells you who we are, explains our methods and contains valuable information and instructions. This is your opportunity to learn the truth regarding the Song-writing profession from a reliable and successful concern.  
KNICKERBOCKER STUDIOS, 89 Galety Bldg., N. Y. City

## A Motorcycle at Small Cost:



Put a **STEFFEY** motor on your wheel. Made by the oldest makers of motor attachments in the U. S. Most reliable, best hill climbers. Fit any wheel. Cash or installments. Complete descriptive circulars for stamp. An excellent proposition for agents.

Steffey Mfg. Co., Dep't S., 5025 Brown Street, Phila., Pa.

**CLASS PINS-RINGS**  
DIRECT FROM FACTORY TO YOU  
OUR NEW CATALOG WITH 600 OF THE LATEST UP-TO-DATE DESIGNS FREE.  
C. K. GROUSE CO.  
123 Bruce Ave., North Attleboro, Mass.

## Mathematics Made Easy

The Arcscope—the Combination Triangle with a Brain—will multiply, divide, figure percentage and proportion, solve all problems in trigonometry and geometry, draw symmetrical figures, plot arcs, etc. Superior to any slide rule. Simple to operate. Also includes A TRANSPARENT TRIANGLE, PROTRACTOR and THREE RULES. Used at Columbia University, West Point, U. S. Aeronautic Schools, Etc. Only 85c postpaid. Order today before you forget.  
Dept. U, L. J. LEISHMAN CO. Ogden, Utah.

**FREE Lintex**  
REVERSIBLE  
Try one of these money saving collars at our expense. State size wanted on postal.  
REVERSIBLE COLLAR CO., Dept. A Boston, Mass.

The **Prophy-lactic** Tooth Brush  
A clean tooth never decays—the Pro-phy-lac-tic keeps teeth clean





"Defies Time and the Elements"

# CHASE DREDNAUT Motor Topping

## Re-Top with Drednaut

### Elegant in Appearance

A *Drednaut* top will add to the beauty of any car—making an old car look like a new one.

### Durable and Weatherproof

Often outlasting the car itself, a top of *Drednaut* will protect you from the severest storms or the hottest sun.

### Drednaut's Reputation

We sold top material long before motor-cars were made—leaders in manufacturing since 1847. *Drednaut* is one of our several sterling products.

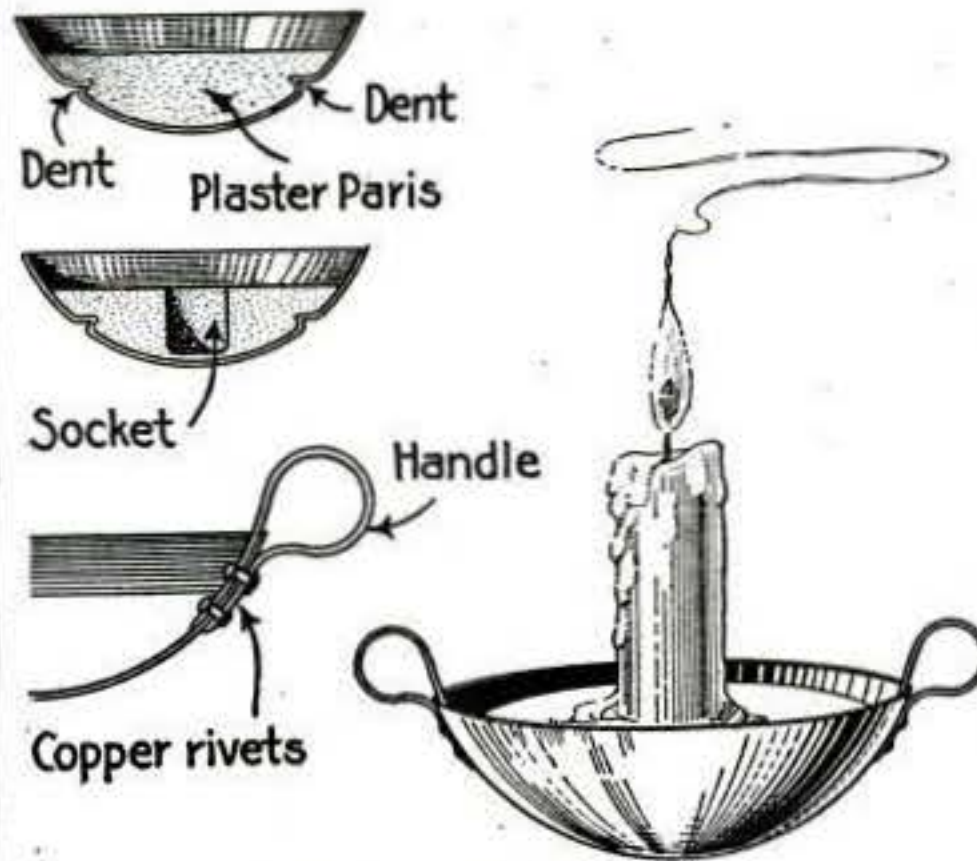
Write for samples and particulars

L. C. CHASE & CO., BOSTON  
NEW YORK DETROIT CHICAGO  
SAN FRANCISCO

Leaders in Manufacturing  
Since 1847

## A Home-Made Candlestick that Will Not Upset

THE half of an old metal globe or a cup-shaped section of light metal can be turned into a convenient candlestick by denting in four spots on the sides as shown and then pour-



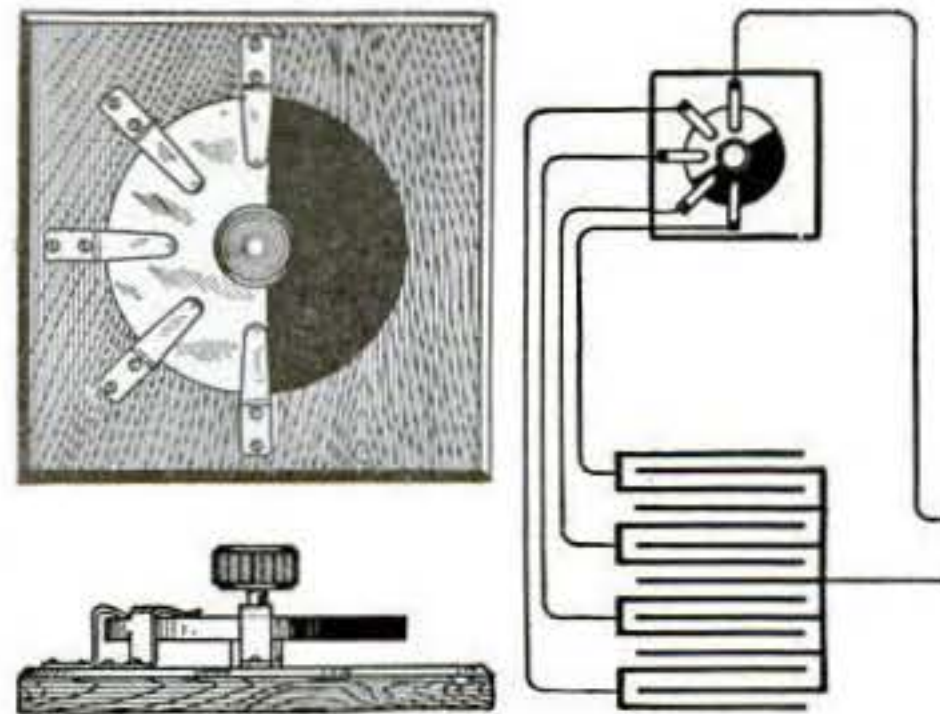
An old metal globe makes this attractive base for a candlestick

ing in enough plaster of Paris to form a candle socket of sufficient depth. The dents produce projections on the inner surface to hold the plaster. Before the plaster has set press a new candle into the center of it and let it remain there until the plaster is hard. This forms the socket. A more finished effect can be produced by riveting sheet metal handles on as shown in the illustration.—JAMES M. KANE.

## A Switch for an Adjustable Condenser Circuit

THE device described and illustrated herewith is an easily constructed switch for use with an adjustable or variable condenser. Its construction and details are simple, and it is so built that it will not get out of order very easily.

The square base is made of wood, and the movable contactor consists of a large fiber washer and half of a brass washer, as shown, so fitted that there will be an even surface. The contacts, which are connected underneath



Fiber washer with a semicircular brass disk mounted on a wood base for a condenser circuit

to the condenser terminals, are made of brass strips cut and bent into shape, to bear on the movable washer. The method of connecting the switch to the condenser can readily be seen here.—PETER J. M. CLUTE.

FOR  
MOTOR CAR  
UPHOLSTERY



CHASE

*Leatherwove*  
"Tis like the hide in most respects  
In some respects tis better"

Made by Sanford Mills

## FOR UPHOLSTERY

THIS is the scientific fabric which the United States Government purchases for upholstery purposes. It meets every requirement of durability and appearance.

Conservation of genuine hide is necessary—to economize re-upholstering is urged. Furniture and motor cars can be readily improved by new upholstery and CHASE LEATHERWOVE is the logical choice.

FOR FURNITURE—Rich appearing—easily cleansed, sanitary, long-wearing.

FOR MOTOR CARS—Harmonious colors and patterns—weatherproof—durable.

These two grades for Upholstery:

Leatherwove Galloway

Leatherwove Gibraltar

Other grades for scores of uses.

L. C. CHASE & CO., BOSTON

NEW YORK DETROIT CHICAGO  
SAN FRANCISCO

Leaders in Manufacturing  
Since 1847



FOR  
FURNITURE  
UPHOLSTERY

### Apparatus for Sending Wireless Messages from Airplanes

PICTURE yourself speeding aloft in a wireless-equipped airplane with two officers of the Signal Corps to obtain information that will silence an enemy battery. The day is clear, but it is difficult to locate the guns because of the camouflage. Sud-

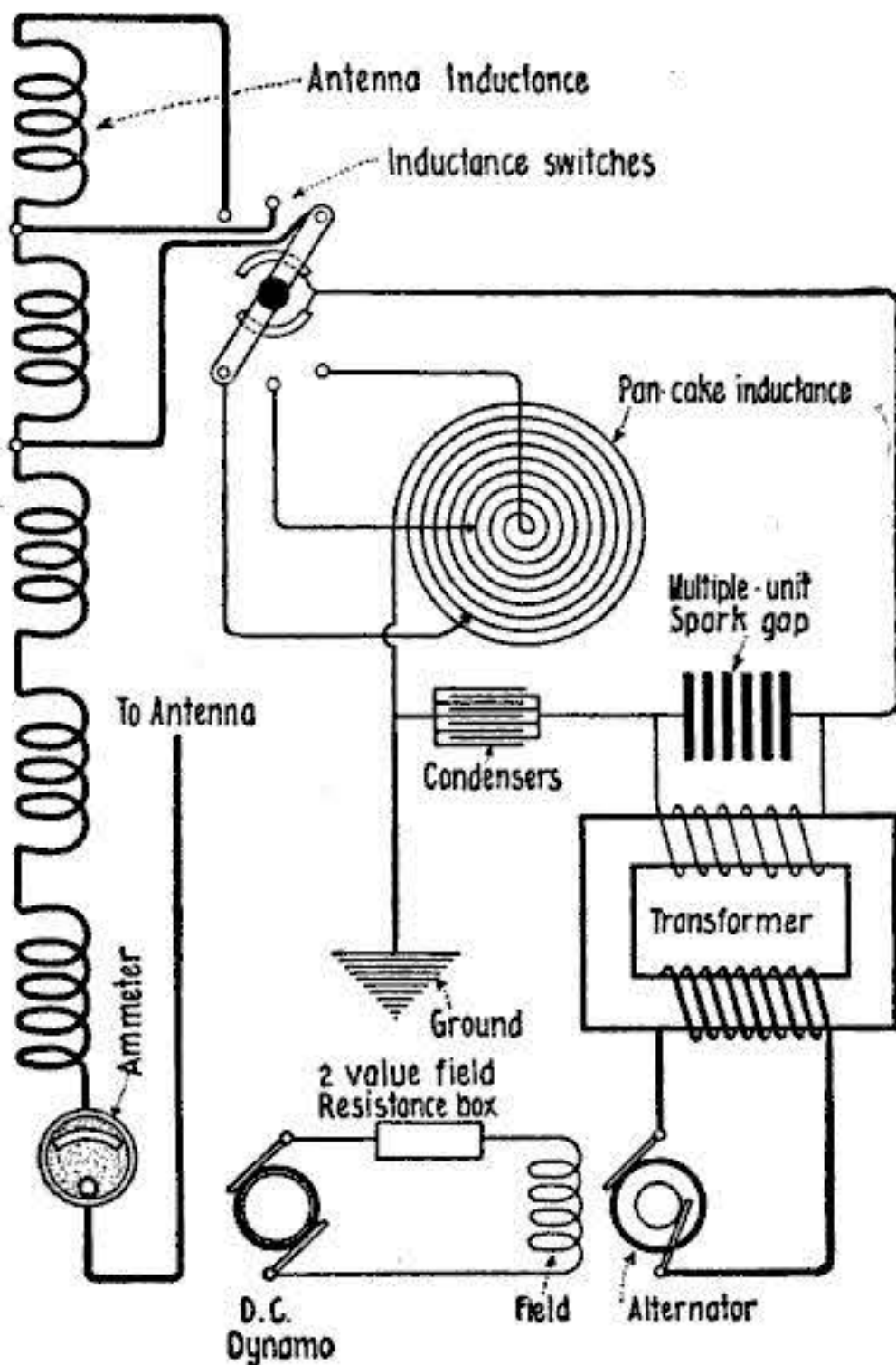


Diagram of connections of a Telefunken airplane wireless as used by the Germans

denly a bomb exposes a suspicious bit of landscape.

"There they are!" cries the observer. The others look in the direction in which he points. Far below they see what he has discovered—the well-masked muzzles of the guns that have caused so much destruction. Even the soldiers manning them are momentarily in sight.

The observer quickly turns to his wireless set and signals headquarters, telling just in what direction he has calculated the gunners' fire should be directed. Almost within the instant the hand of the operator leaves the transmitting key a veritable hail of shells begins to fall about the battery. They just fail to reach their mark, however, so the observer sends another message to headquarters—new directions for aiming. Then the fire is swung slightly to the left and directed squarely on the objective. The wireless has accomplished its mission, and the airplane descends to the earth.

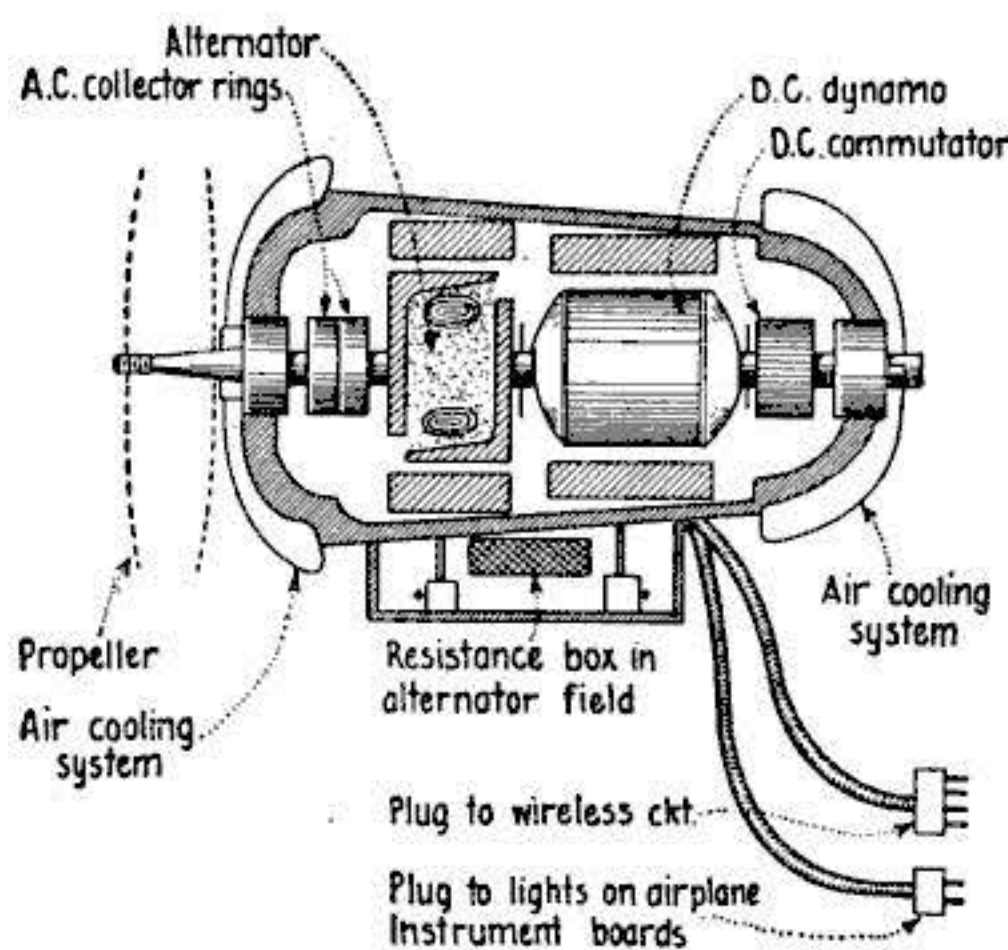
An inspection of the radio apparatus in the airplane shows that it is somewhat light. Mounted on the forward part of the flying machine is a tapering metal case, hardly eleven inches long and about six inches in diameter, yet this contains an alternating-current generator of two-thirds horsepower and a direct-current dynamo to excite the alternator. When the airplane is in operation the propeller is driven

around 4,500 times a minute. The dynamos on the same shaft whirl around with it, and are thus made to go around ten times as fast as the wheels of an automobile traveling at forty miles an hour.

The alternator does away with an interrupter on a spark coil. The rapidly reversing current is led directly into the transformer primary. The current emerging from the secondary winding, now stepped up to a very high voltage, finds itself first charging the plates of the spark gap and then overwhelming the air resistance and breaking through in the form of an electric spark. The condenser in the circuit shunting the gap has in the meantime received a charge also, and the spark has helped to close the circuit containing the pancake inductance, the gap and the condenser.

Following the rest of the circuit, it is observed that the pancake is tapped directly onto the antenna and ground. The antenna consists of a reel of wire back of the observer's seat. This is unwound as the airplane takes the air and the antenna is lowered about 135 feet. A metal bobbin on the end of it keeps this wire from fluttering as it is swept almost horizontally in a long graceful curve by the wind. The "ground," on the other hand, is merely the wire stays between the planes and inside of the canvas covering of the wings.

The controls by which the operator tunes his set are on top of the instrument case mounted at the front of his compartment. With the first control he is able to change the power from the alternator from low to high as he gets farther and farther away from his lines. When the switch is thrown to high, the spark-gap length is increased automatically, so that he may be sure that the spark will work as efficiently as before. Throwing the next control simply adds or subtracts



This type of generator has two dynamos mounted on the same shaft

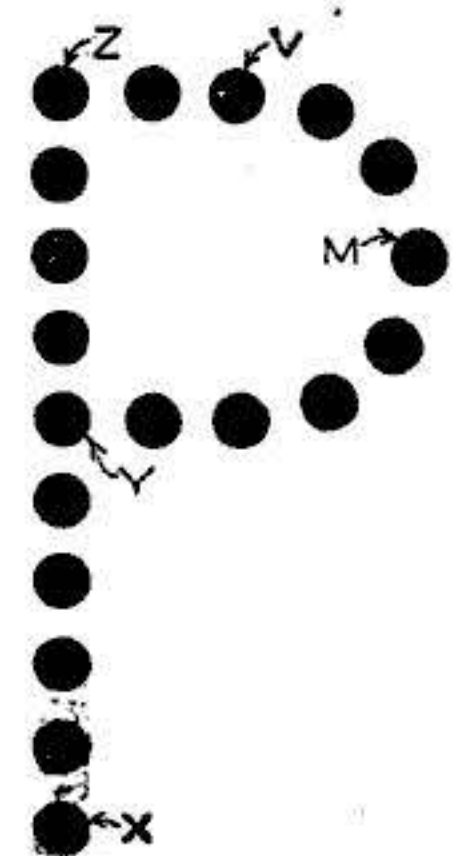
some of the pancake's inductance so that any of the three wavelengths of 150, 200 or 250 meters may be quickly obtained. By this means, should the airman wish to report a maneuver he has discovered to a station, other than his own, he changes to the different

wavelengths of that station. Every time he does this he varies the inductance in the antenna circuit slightly until the ammeter in the same circuit shows that the greatest amount of power is being radiated.

This, then, is what you would have to be familiar with if you were an officer of the Signal Corps detailed to airplane observation work. But then, you may say, you have not been told how the receiving is accomplished. The answer to this is that it is not the usual practice. It can be done, but the added incumbrance to the aviator and the necessity for increasing the complexity of the system to overcome the noise from the engine and the rush of the air are advanced as arguments against it. The observer is given his orders before ascending. These he must fulfill to the letter; furthermore, he is expected to use initiative in the "tight places"—when, for instance, he is menaced by anti-aircraft guns or enemy wireless men "Jam" his messages.—LLOYD KUH.

### Premonition Trick—Which Was the Last Coin Counted?

ARRANGE 19 coins in the form of the letter P. Tell your friends that while you are out of the room they are to think of any number and count it out on the coins. You will return when they are ready, and tell exactly what coin was last counted.




Of course, they must begin counting at X, and following the upright in the letter to Z, out toward V, then back down to Y, where the count goes out toward M.

Suppose the number should be 12. Begin at X, and count 12 coins, which takes the count to V. Now start back and count 12, which brings the count to M. Take any number you desire, and do the same, and you will find that the count always comes at M.

The location of M will always be easily found, because there are as many coins between Y and M as there are between Y and X. Of course, it is necessary to change the number occasionally between X and Y, so that M will not come in the same place every time.

Even if the number chosen is above 19, the trick will work, and the back count will come at M for the last coin. It makes a very puzzling trick for those who do not know how it works. Tell your audience that the coins must be arranged in the shape of the letter P because you tell which is the last coin by the instinct of premonition.—F. E. BRIMMER.



# 6,003 Burlingtons in the U. S. Navy—

6,003 Burlingtons have been sold to the men aboard the U. S. battleships. Practically every vessel in the U. S. Navy has many Burlington watches aboard. Some have over 100 Burlingtons. The victory of the Burlington among the men in the U. S. Navy is testimony to Burlington superiority.

A watch has to be made of sturdy stuff in order to "make good" on a man-of-war. The constant vibration, the extreme heat in the boiler rooms, the cold salt air and the change of climate from the Arctic to the Tropical are the most severe tests on a watch. If a watch will stand up and give active service aboard a man-of-war, it will stand up anywhere.

**21-Jewel Burlington \$2.50 A Month**

And yet you may get a 21-jewel Burlington for only \$2.50 a month. Truly it is the master watch. 21 ruby and sapphire jewels, adjusted to the second, temperature, isochronism and positions. Fitted at the factory in a gold strata case, warranted for 25 years. All the newest cases are yours to choose from. You pay only the **rock-bottom-direct-price**—positively the exact price that the wholesale dealer would have to pay.

**See It First!** You don't pay a cent to anybody until you see the watch. We ship the watch to you **on approval**. You are the sole judge. No obligation to buy merely because you get the watch on approval.

## Write for Booklet!

Put your name and address in the coupon or on a letter or post card now and get your Burlington Watch book free and prepaid. You will know a lot more about watch buying when you read it. Too, you will see handsome illustrations in full color of all the newest cases from which you have to choose. The booklet is free. Merely send your name and address on the coupon.

**Burlington Watch Company,**  
19th Street and Marshall Blvd., Dept. 1201 Chicago, Illinois  
Canadian Office: 355 Portage Ave., Winnipeg, Man.

**Burlington Watch Co., Dept. 1201,  
19th Street & Marshall Blvd., Chicago, Ill.**

Please send me (without obligations and prepaid) your free book on watches with full explanation of your cash or \$2.50 a month offer on the Burlington Watch.

Name.....

Address.....

# Electrical Devices and How They Work

## XIII.—How the resistance encountered in the conductor generates heat

By Peter J. M. Clute, B. C.

WHEN a current of electricity passes through a conductor, it encounters a certain amount of resistance. In overcoming this resistance heat is generated. Along with this production of heat there is also frequently light or motion. The heat developed is proportional to the square of the current, directly proportional to the resistance and directly in proportion to the time. Thus, if the current is doubled there will be four times as much heat developed as was previously generated; and, if the current remains the same and the resistance is doubled, there will be twice as much heat as before.

When electricity flows through a conductor the work in joules is equal to  $I^2Rt$ , where  $I$  represents amperes,  $R$  ohms, and  $t$  seconds. All this work is converted into heat energy, which raises the temperature on the conductor and its surroundings.

### Transmitting the Current

In the generation and transmission of electrical energy this production of heat is very undesirable, and is avoided as much as possible by using conductors of low resistance or by transmitting the energy at high pressure and correspondingly low current. Ordinarily the transmission work, the size of the conductors to be used, is determined by the allowable pressure drop rather than by the heating effect of the electric current; but it is sometimes necessary to consider also this heating effect. The fusing effect of a current depends on the readiness with which heat can escape from the wire. If a very short wire is clamped between terminals, heat will escape to the wire; if a fuse is installed where air circulates freely, the air currents will carry away the heat. For these reasons, fuses must be of sufficient length so that the heat imparted to the terminals cannot appreciably change the melting-point; they must also be installed where air currents cannot affect them. Fuses, therefore, are usually 1 in. or more long, and are inclosed.

### Difficulty of Good Insulation

In the absence of air, a conductor will carry a much larger current without fusing than if air is present. As a

consequence, in rheostats and in electric-heating apparatus, where a high-current density or an intense heat is desirable, the wire is embedded in cement, enamel, or other substance, which not only insulates the conductors, but also excludes the air from around them. The incandescent lamp affords an example of the advantage of excluding air from a highly heated conductor. If even a very small amount of air remains in the bulb the life of the lamp will be much shortened; if a filament should be exposed to the air it would immediately be consumed.

The resistance wire in rheostats and electric-heating devices, if properly protected from air, may be operated at red heat without material injury; but this is seldom done, because it is difficult to maintain good insulation at such high temperatures, and, anyway, such intense heat in these appliances is seldom necessary.

In every kind of work that electrical energy is called upon to perform, resistance, and consequent waste by heating, must always be reckoned with; and in every kind of work, except electric heating, it must be reckoned as a loss. Electric heat is the one kind of work that electricity does in which resistance is a good thing—indeed, the essential thing.

### Uses for Electric Heat

In the electric light—arc, incandescent, or any other kind—it will be noted that the light comes from solid or gaseous conductors that are raised to a white heat by passing a current through them. In order to get the light from such electric lamps, a good deal of heat energy is generated along with it—in fact, most of the electrical energy is transformed into heat and only a little into light. In making electric heating apparatus, however, it is not light, but all heat, that is desirable; and the effect of electrical friction, which is such a waste and loss in all other electrical devices, is here the very essential thing. Thus, as far as efficiency is concerned, electric heating devices are superior to any other kind of electrical apparatus.

Electric heat is now employed for the following principal uses: (1) to operate electric furnaces in the art of electrometallurgy; (2) in electric welding; (3)

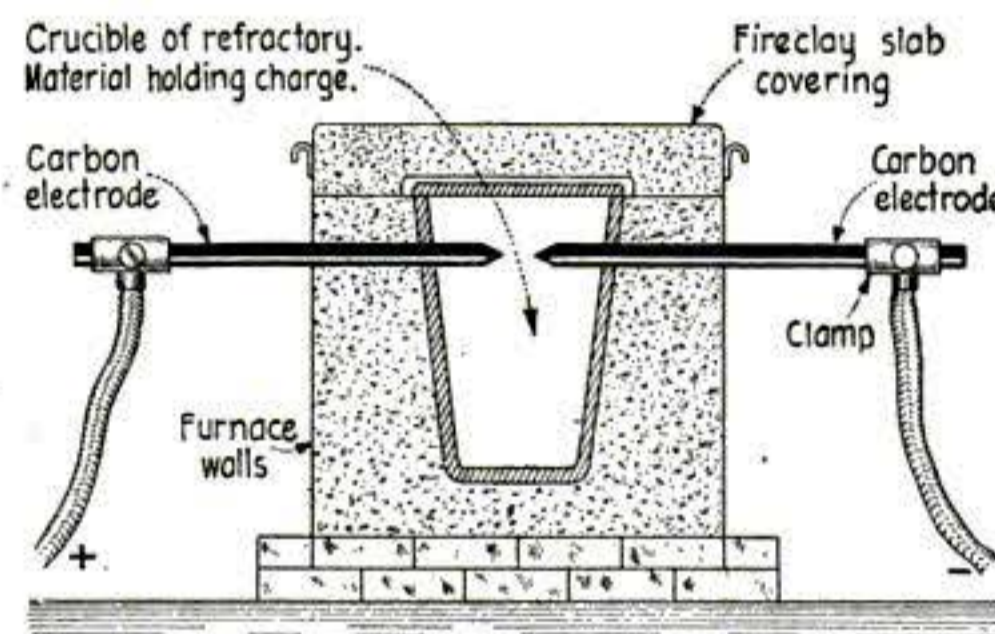


Figure 1

A simple form of an electric furnace consists of a crucible with a fire brick housing

### WHY DON'T YOU GET AN AUTO-WHEEL?


FELLOWS who know will tell you that the Auto-Wheel Coaster and the Auto-Wheel Convertible Roadster are the best wagons ever built for speed and strength. Wheels have roller bearings, steel axles and tires, and the spokes are oval, like an auto.

Send For Free Felt Pennant

Write us names of three coaster wagon dealers and we'll send you a beautiful Felt Pennant FREE. We will also tell you how to organize a Coaster Club. It's great fun. Each member receives a cap and the captain a special cap. Write today.

**BUFFALO SLED COMPANY**

157 Schenck Street - N. Tonawanda, N. Y.  
(In Canada: Preston, Ont.)



## BENJAMIN

**Speaking of air rifles, why not buy the best and safest?**

Only real pump gun ever invented. Unlike all others, it never loses shooting force.

Man and boy's gun for target practice and small game hunting.

*This perforated inch block of wood shows the various degrees of shooting force. This is a feat no other air rifle can duplicate.*

**Price \$3.75**  
Postpaid in U. S.

Descriptive folder on request. Ask your dealer for demonstration.

**BENJAMIN AIR RIFLE & MFG. CO.**  
607 N. Broadway, ST. LOUIS, MO.

**\$1 A WEEK PAYS FOR THE Black Beauty**

Save Money!

Get our Black Beauty now; direct from factory at wholesale price. Big value—no middlemen's profit. Sensation of the bicycle world!

**18 Exclusive Features**

20 styles. Any model shipped on approval at our risk. **WE PAY FREIGHT.** Keep it or send it back. *Months to pay!* Small deposit on acceptance, then \$1 a week. Write.

**Haverford Cycle Co.**  
(Est. 22 yrs.) Dept. G46  
Philadelphia, Pa.

**FREE Beautiful New 1919 Catalog in colors**

Send No Money

## Play while you Pay

ANY violin in our new catalog will be sent you on trial. After you have played it a full week you may either return it, or pay the low direct price in small monthly payments. Trial costs you nothing.

**200 Years WURLITZER Makers of Violins**

Unequaled collection of old masters and fine modern violins.

**Write for New Catalog** See the wonderful choice you can have of fine violins at all prices. Catalog free, no obligation. Send your name and address today.

**The Rudolph Wurlitzer Co., Dept. 9201**  
S. Wabash Ave., Chicago, Ill.—E. 4th St., Cincinnati, O.

in the electrolytic forge, or tempering bath; (4) for air-heating devices; (5) for water-heating devices; (6) heating appliances for domestic use; and for numerous other miscellaneous appliances.

A great variety of electro-metallurgical processes can be accomplished by the use of the electric furnace. The electric furnace has the advantage of producing a very high temperature and of being under easy control. Since the carbon serves merely as the reducing agent, and not at the same time as fuel, its quantity can be regulated to meet the requirements of whatever chemical reaction it is desired to secure.

When the current is made to flow across an air gap between two carbon electrodes, an electric arc is produced. The temperature of the arc is the highest obtainable, being in the neighborhood of (3500° C.); and in the electric furnace, in which the arc is confined in an inclosed space, any known substance can be melted or vaporized. Carbon is nearly always used for the electrodes, as it will best withstand the heat.

### A Simple Electric Furnace

A simple form of an electric furnace is shown in Fig. 1. It consists of a crucible of refractory material surrounded

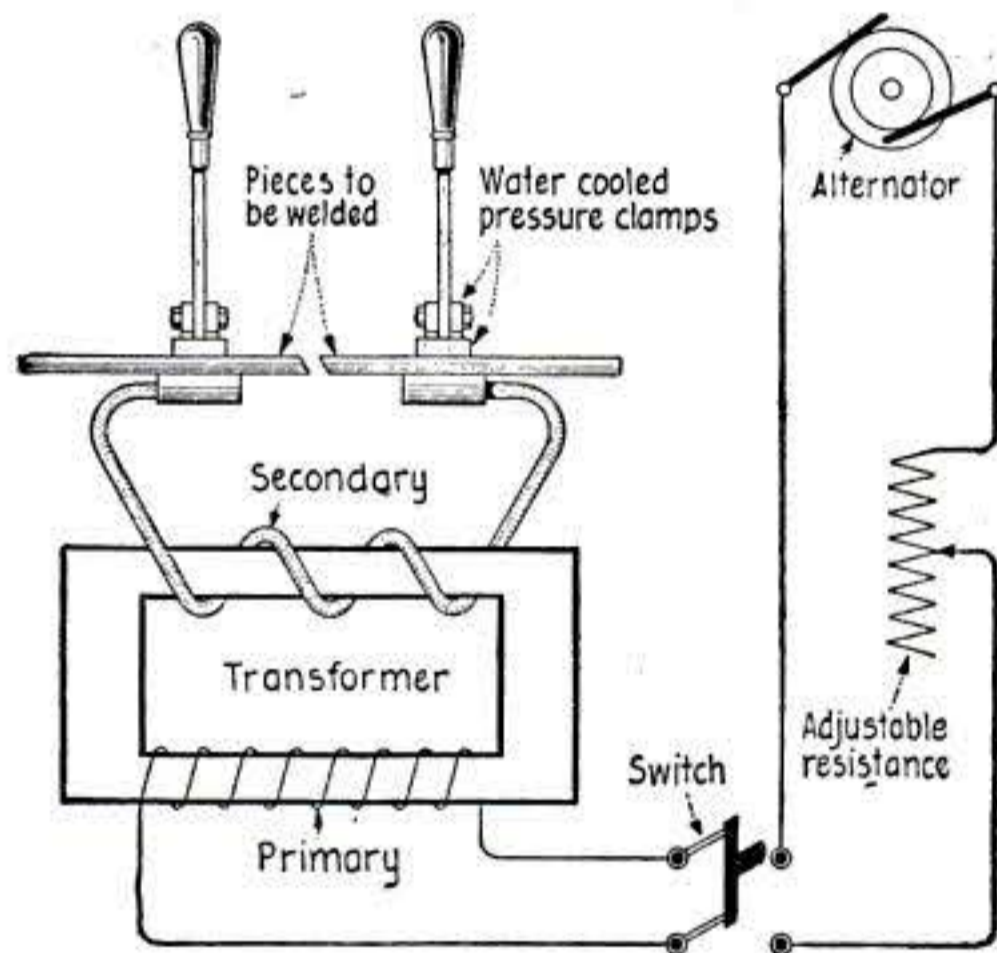



Figure 2.

A diagrammatic view of the Thompson process, the one most commonly used for welding

by fire-brick, and is covered with a fire-clay slab. Carbon rods enter from each side and form the electrodes, the arc being started by sliding one carbon in until it touches the other and then withdrawing it.

The great usefulness of the electric furnace is due to the ease with which its temperature can be regulated, also to the intense heat obtainable. There are three general types: the reflecting arc furnace, in which the heat is reflected upon the charge by a reflecting surface; the direct heating arc furnace, in which the materials treated surround the arc that imparts heat directly to the charge; and the incandescent furnace, in which either the charge or the furnace wall forms a part of the circuit, and by the resistance offered to the passage of the current produces the heat effects required. The direct heat-



# You Can't Stand Still You Must Get Ahead or Go Back!

A dollar today buys less than it did a year ago. You **MUST** earn more money or **you're going backwards.** Equip yourself **now** with knowledge that places you in the \$2500 to \$5000 a year class! The machine shop and the automobile fields hold limitless opportunities for men who **KNOW.** Boost your pay through reading one or both of these wonderful libraries.

## New Shop Books or Auto Books Shipped **FREE**

### Modern Shop Practice

Six splendid volumes bound in flexible American Morocco, gold stamped, 2300 pages, size 5 1-2 x 8 3-4, 2500 illustrations, photographs, drawings, diagrams, tables—everything to make it easy for you to learn. Prepared by 27 Mechanical Engineers, Designers, and specialists in shop methods and management. Describes simply, practically and clearly, the simplest operations of machinist, tool maker, designer, pattern-maker, foundry man, as well as the newer and complicated details of mechanical development—speed lathes, planers, multiple drillers, grinders, milling machines, stamping machines, die presses, and the jigs, tools and dies which go with them. Tells all about machine shop work, gear cutting, metallurgy, welding, die making, metal stamping, tool making, tool design, foundry work, malleable practice, forging, heat treatment, pattern making, mechanical drawing, machine drawing and design, automobile shop work.

All written for home study. So simple and practical that any one can understand. Special price, \$19.80 on terms of \$2 a month. Send coupon for free examination.

### Automobile Engineering

Five wonderful volumes covering construction, care and repair of pleasure cars, motor trucks, and motorcycles. Brimming over with information on lighting systems, garage design and equipment, welding and other repair methods. Contains everything that a mechanic, engineer, motorecyclist, owner or prospective owner of a motor car ought to know. Written in simple language that any one can understand. Tastefully bound in American Morocco, flexible covers, goldstamped. 2400 pages, size 5 1-2 x 8 3-4, 2000 illustrations, tables and explanatory diagrams. A library that equips you for the biggest paying positions in the automobile field. You study at home in your spare time without interfering with your present work.

Tells all about explosion motors, welding, motor construction and repair, carburetors and settings, valves, cooling, lubrication, clutch, transmission, steering, frames, tires, vulcanizing, ignition, starting-lighting systems, wiring, diagrams, commercial garage design and equipment, electric storage batteries, motorcycles, commercial trucks. Everything new and right up-to-date. Special price \$17.80 on terms of \$2 a month. Send coupon for free examination.

### No Money in Advance

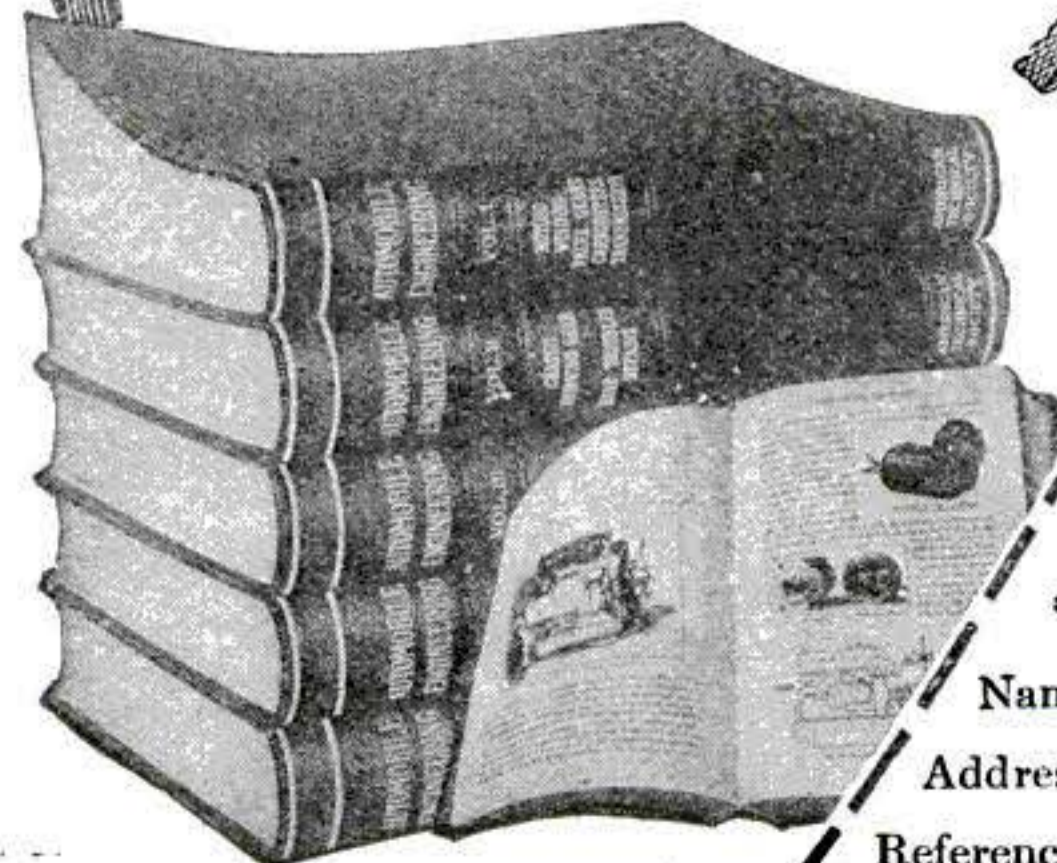
Not a cent to pay in advance for either set. See the books in your own home or shop. Just mail coupon and pay express charges when books arrive. Don't waste a moment in mailing the coupon for either or both sets.

### 7c a Day if Pleased

No money in advance. Pay \$2 after 7 days' examination if pleased, and \$2 a month until the special price has been paid. Return books if not pleased. You take no risk. You have thousands of dollars to gain. Mail coupon now.

WITH EACH SET WE GIVE A YEAR'S CONSULTING MEMBERSHIP IN THE AMERICAN TECHNICAL SOCIETY. Regular Price \$12. Send no money now. See the books without sending us a penny in advance. Don't miss these thousands upon thousands of salary boosting facts. Mail coupon NOW.

AMERICAN TECHNICAL SOCIETY, Dept. SP1201, Chicago, U. S. A.



## Mail Now!

AMERICAN TECHNICAL SOCIETY  
Dept. SP1201 Chicago, U. S. A.

Please send me shipping charges collect set

of .....  
for 7 days' free examination. If I decide to buy, I will send you \$2 within 7 days and the balance at \$2 a month until the special price has been paid. (\$19.80 for Modern Shop Practice), (\$17.80 for Automobile Engineering.) Then you will send me a receipt showing the set of books and the \$12 Consulting Membership are mine and fully paid for. If I think I can get along without the books after 7 days' examination, I will return them to you at your expense.

Name \_\_\_\_\_

Address \_\_\_\_\_

Reference \_\_\_\_\_

# 400 New Ideas for Motor Car and Truck Owners

This is your chance to get the greatest book ever published for owners and users of motor cars and motor trucks. It pictures and describes all the new accessories and all the new devices for saving fuel, tires and engines. It gives many practical new ideas for remodelling bodies, converting old chassis, making economical repairs.

Over four hundred new ideas are described and there are over four hundred photographs and other illustrations. The book is edited by the best known automobile authorities, and is reliable and practical. Tractors, trucks and trailers, business cars and pleasure cars, all are included in the rich contents of this volume.

## The 1919 Motor Annual of Popular Science Monthly

will be published about January 20th. Only a limited edition will be printed and you should order your copy right away to make sure of getting it. Use the blank below. The price is very low for so big and valuable a book.

Here are a few of the automobile parts and accessories for which new inventions or new ideas are given in the Motor Annual:—Windshields, magnetos, chains, lamps, inner tubes, mud hooks, jacks, truck bumpers, safety locks, heating devices, clutches, brake bands, water pumps, tire pumps, gasoline pumps, mufflers, grease guns, spark plugs, radiator fans, shock absorbers, pistons, automatic door openers, cold weather devices. Dozens of articles give specific directions for getting increased efficiency from engines, head lights, oil, gasoline. Many ideas for economical home repairing are included.

**Price—35 cents, postpaid.**

*Cut the coupon and cut your motor costs*

-----  
Popular Science Monthly, 225 W. 39th Street, New York, N. Y.

Please save me a copy

of the 1919 Motor Annual of Popular Science Monthly. I enclose 35 cents—Send, postpaid when issued, about January 20th.

Name .....

Address .....

ing and the incandescent furnace are the types most frequently used.

In the ordinary process of welding materials the parts to be united—say two bars of iron—are heated in the forge and then hammered together. Electric welding works much more quickly, and the joint is as neat. Moreover, it can weld certain metals that cannot be welded by the old method, and it can weld together two different metals.

### The Welding Process

The process consists in simply pressing together the ends of the pieces to be welded and passing a very strong current through the point of contact. An alternating current is generally used, because a heavy current at low voltage is more easily secured by using an alternating current transformer of special design rather than by employing a direct-current dynamo. The heavy current finds a resistance to its flow in passing from one bar to the other where the bars touch, and generates an intense heat at that point. The metal becomes white hot

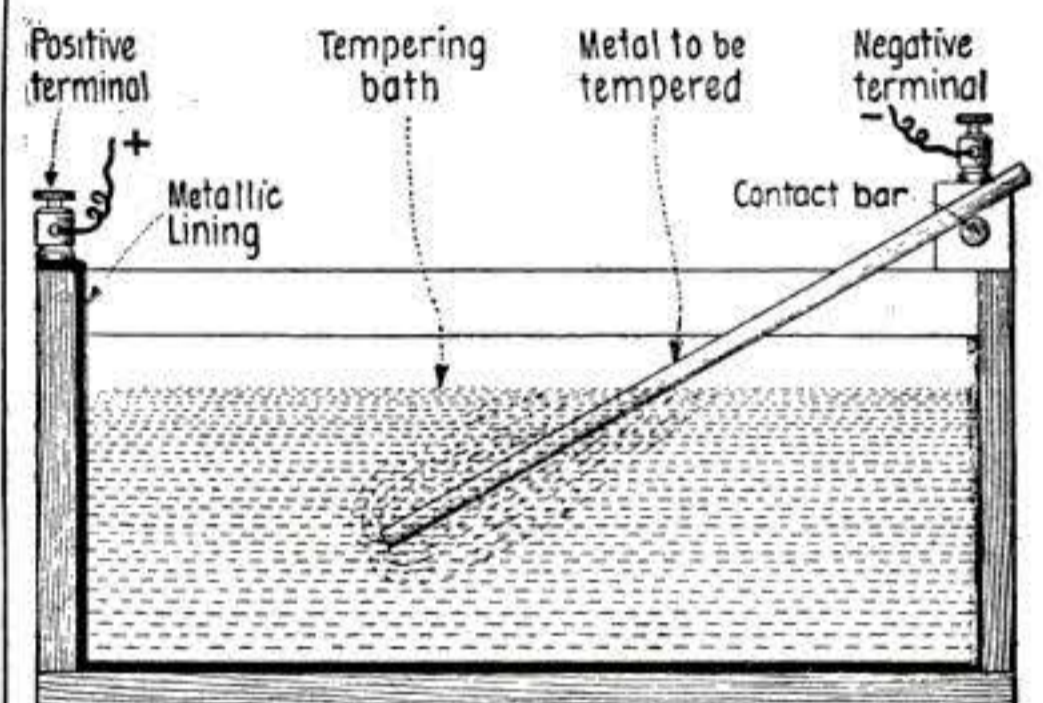


Figure 3

A cross-section of an electrolytic forge, showing the electrode in the water bath

in an instant, and it is only necessary to force them together to make a true welded joint. A special machine, called an electric welder, is used. It has heavy copper clamps to grip the pieces to be welded, and an arrangement of levers to press them together at the proper moment. The Thompson process, which is more generally used than any other, is illustrated in Fig. 2.

Only a very low voltage is needed in the secondary circuit, but a current as high as 60,000 amperes to the square inch may be necessary in welding some metals, as, for example, two copper pieces. A low frequency—50 cycles or even less—is preferred, especially for heavy work where the current density is very great.

The time required for making a weld varies inversely with the amount of power supplied; that is, the greater the power the shorter the time of the weld, and *vice versa*. Metals that are deteriorated by being heated, such as brass, copper, and tool steel, must be welded rapidly. The pressure must be great enough to crowd out from the weld all metal harmed by the heat.



# Play Any Instrument a Week on Free Trial!

**YOU** may take your choice of any of the instruments in our big, new catalog and we will send it to you for a week's free trial. We want you to compare it with other instruments—and to put it to any test. We want you to use it just as if it were your own. Then, if you wish, you may return it at our expense. No charge is made for playing the instrument a week on trial.

# WURLITZER

200 YEARS OF INSTRUMENT MAKING

**Convenient Monthly Payments** If you decide to buy—you may pay the low rock-bottom price in small installments, if you wish. \$4.00 a month will buy a splendid triple silver-plated cornet. You will find over 2,000 instruments in our catalog. Every one is backed by our guarantee. Every one is offered to you on the same liberal plan. The name of Wurlitzer has been stamped on the finest musical instruments for 200 years. Wurlitzer has supplied the United States Government with trumpets for 55 years. *We are specially prepared to assist in the formation of bands or orchestras.*

## Send the Coupon

Send your name and address on the coupon (or in a letter or post card) and get our new catalog. It takes 160 pages to show you the instruments from which you may choose. The catalog is sent free, and without obligation to you. Merely state what instrument interests you—and send your name. Don't delay—do it today, **RIGHT NOW.**

**The Rudolph Wurlitzer Co.**  
So. Wabash Avenue, Chicago—Dept. 1201—E. 4th St., Cincinnati, O.

**The Rudolph Wurlitzer Co.**

Dept. 1201  
E. 4th Street, Cincinnati, Ohio  
S. Wabash Avenue, Chicago, Ill.

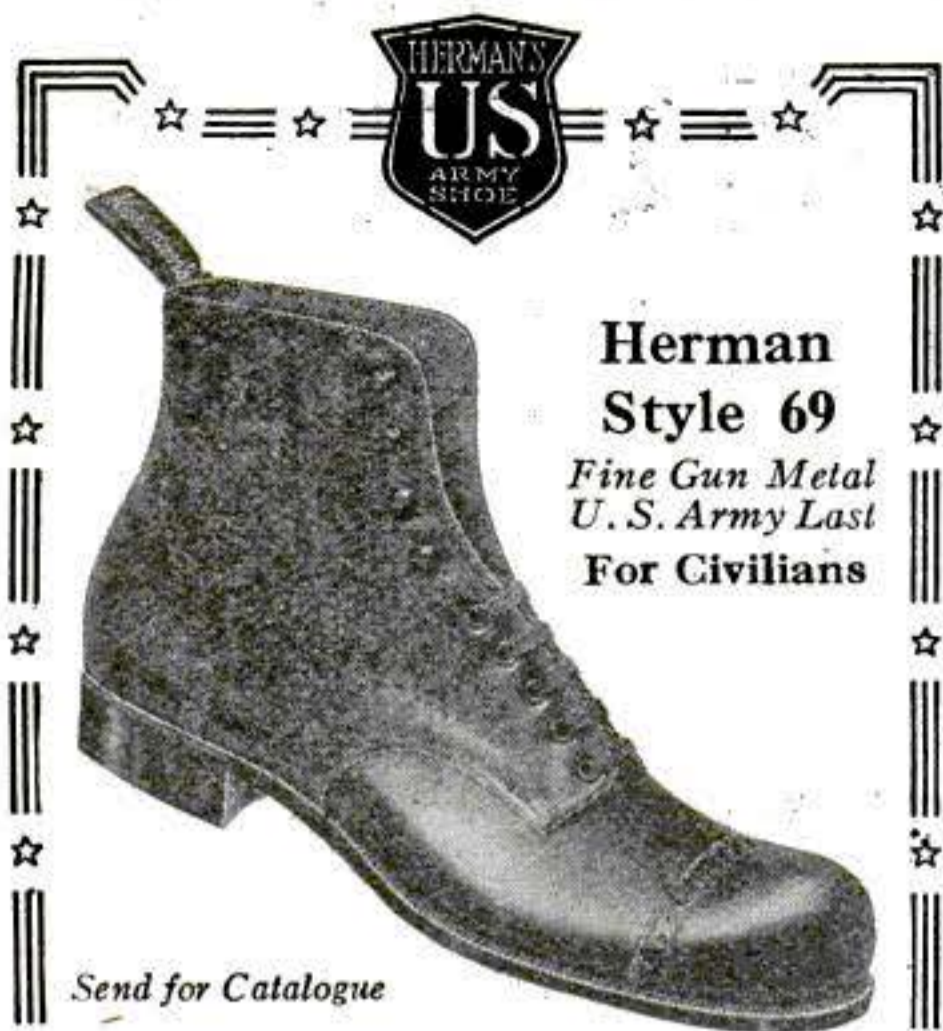
Gentlemen:—Please send me your 160-page catalog, absolutely free. Also tell about your special offer direct from manufacturer.

Name.....

Street and No. ....

City.....State.....

I am interested in.....  
(Name of instrument or band or orchestra)



Herman Style 69

Fine Gun Metal U.S. Army Last For Civilians

Send for Catalogue

WAR has taught business men and industrial men the priceless lesson of U. S. Army shoes for comfort and foot-health.

Herman Shoes go several degrees further by embodying all the anatomic features of the Army last, and, in addition, supplying the fine appearance and service features legitimately demanded by civilians.

Herman Shoes give men in all branches of active life the perfect opportunity to enjoy the full, normal efficiency of their feet and to indulge their individual desires for fine leathers and 100 per-cent wear.

Sold in 8,000 retail stores. If you are not near one, we will fit you correctly and quickly through our MAIL ORDER DEP'T at Boston

JOS. M. HERMAN SHOE CO.  
802 Albany Building  
BOSTON, MASS.

**Now Cheaper Power**  
**OTTAWA 90-Day Trial**  
**10 Year Guarantee**  
Kerosene Gasoline **ENGINES**

WITH my Kerosene Engine you can get more power from a gallon of 12c Kerosene than you can from a gallon of 20 or 25 cent gasoline in any gasoline engine. No cranking, no batteries, easy to start, easy to operate. All Sizes and Styles, 1 1/2 H-P. to 22 H-P.

**FREE BOOK** Before you arrange to try any engine, read my latest and finest 3-color book — makes you understand engines like you want to. Low prices, if you write today.

GEO. E. LONG,  
OTTAWA MANUFACTURING CO.  
1956 Klag St., Ottawa, Kans



**1/4 H.P., 110 volts, A.C. 60 cycle, single phase, 1750 R.P.M.**  
**MOTORS**  
We have 1000 NEW WASHING MACHINE MOTORS. They are of standard manufacture and carry the regular factory guarantee. Shipped in original boxes. Complete as cut.  
Bought from Bankruptcy Stock  
Suitable for operating Coffee Grinders, Cream Separators, Bottle Washers, Air Compressors, Small Lathes, Etc.  
Mail \$3.00 cash or Money Order. We will send C.O.D. subject to full examination.  
**\$18.50** EACH  
GHAS. H. JOHNSTON - West End - Pittsburgh, Pa.

The Classified Advertisements are on pages 106-109. Turn to them now and learn what rare opportunities are presented for legitimate and mutually profitable business.

An electrolytic forge, or tempering bath, consists of a vessel lined with metal containing water or a suitable solution. The solution is made the positive electrode of a direct-current generator, while a piece of metal to be heated and tempered is made the negative electrode. This device is illustrated in Fig. 3. The liquid is contained in a vessel that has a metal lining to which the positive side of the circuit is connected. The piece of metal to be heated rests on a contact-bar, to which the negative side of the circuit is connected and extends to the liquid.

The simple action of the tempering bath is as follows: When the metal to be heated and tempered is plunged into the liquid and adjusted to the rod, a current begins to flow through the liquid to the rod, and a layer of hydrogen gas immediately forms around the submerged portion. This layer of gas introduces so much resistance between the liquid and the metal that intense heat is thereby developed at the surface of the metal. By adjusting the current strength and the time the current is allowed to flow, any required degree of heat can be obtained, even to melting the metal.

Suitable insulating shields placed over portions of the metal prevent the development of heat on surfaces that are not to be tempered. The heating is under such perfect control that the tempering may be carried to any desired depth from the surface of the metal.

*Electric Heating Systems*

General heating by electricity can be carried out by three different systems: by radiation, in the way that the sun warms the earth; by convection, by which is understood the direct heating of air by contact with a heated surface; and by conduction, which is the effect produced upon solid objects that are in contact with others at a higher temperature, the heat traveling along the material and warming it. The last named system is made use of only to a small extent, but a certain amount of conducted heat is given off from any solid body that touches another solid body at a lower temperature, and every heating appliance gives out a greater or less proportion of its energy in the form of conducted heat.

In all electric heaters the heat is developed by the material contained in the appliance passing through some form of resistance. They may be broadly classified as follows: first, luminous heaters, or radiators, second, non-luminous heaters, or convectors; third, red glow heaters.

In the luminous type of heaters the heat is obtained from two or more long cylindrical carbon filament lamps, especially designed for the production of heat rather than light. These

lamps are mounted in a metal case opened at the front with a polished metal reflector in the back. Heat is imparted to the containing bulbs of the lamps, and thence by radiation to the surrounding air.

*How Heat Is Obtained*

In the non-luminous type, heat is obtained by the passage of current through bare wire or metal strips of high resistance, wound on tubes or frames of porcelain or other highly refractory substance, each tube or frame forming a heating element. Several heating elements are contained in a metal case from which they are insulated, and they are coupled together by short wires so as to form continuous lengths of high-resistance material between the two terminals of the heater.

In the red glow heaters the heating element is formed of a thin high-resistance wire spiral contained in a quartz tube. Several of these glowers are fixed in a frame, and the frame is mounted in the open front of the metal containing case. Quartz is as transparent to heat as to light, hence the bright red glow of the




Figure 4

Non-inductive effects are produced by making the current flow in a zigzag path

spiral wire inside the tube is not only visible, but the heat from it passes out to the surrounding air. A large surface of red-hot quartz is thus obtained, giving an efficient radiator of cheerful appearance.

All electric heating devices may be classified into lighting circuit and heating circuit devices. The lighting circuit devices are those that take about 5000 watts or less and may be connected to the ordinary branch circuits without any special wiring. The heating circuit devices require special circuits, as ordinary branch lighting circuits are not of sufficient capacity. In such devices the heating circuits are arranged as closely as possible to the surfaces to be heated, so as to make the efficiency of conversion from electricity into useful heat as high as possible. Generally, each manufacturing company has adopted a distinctive method of making and insulating the resistances.

All heating resistances for use with alternating current should be non-inductive, as the production of heat depends only on the square of the current and the ohmic resistance; inductance would cause voltage losses that would result in no additional heat. Non-inductive effects are produced by making the current follow a zigzag path, as suggested in Fig. 4; or, if the resistance is in the form of a helix, by making the winding such that the current must travel an equal number of times each way around the helix.

The applications of electric heat are very numerous. It is important to remember that the "same kind of electricity" is used alike for lighting and





## Stop Snuffling

Sneezing, hawking, spitting and coughing. Why do you have catarrh anyway? You were not born with catarrh—you contracted it. This offensive, unwholesome, disagreeable complaint fastened itself upon you and grew. Nature in trying to prevent more serious consequences due to the congestion in your body, finds an outlet for the accumulated waste, by way of catarrh. You cannot get rid of it the way you are going—sprays, lotions, snuffing powders, drugs and medicines won't stop it. You know catarrh leads to other troubles—serious ones—throat, lungs, stomach, intestines—all become affected. You can never enjoy good health if you have catarrh; you won't be efficient in anything as long as you have catarrh, and it detracts from your personality to be hawking and snuffing around others.

### Build Yourself Up

Be Clean—Wholesome—Healthy—Virile. Go at it the right way—Nature's way; no drugs, no medicines, and you banish catarrh from your system. Let me show you how by my method of health building, body developing, called

## STRONGFORTISM

Its practice never fails—it builds new tissue, gives brawn and muscle, it invigorates heart action, strengthens kidneys, and makes the bowels move by their own natural strength, it makes every organ in your body pulsate to health. Under this kind of influence, catarrh quits for good, so will constipation, indigestion, nervousness, palpitation, rupture, rheumatism, weak heart, poor memory, physical weakness, vital losses, short wind, and all sorts and kinds of ailments and disorders.

If you are too stout or too thin, flat chested, or round shouldered—Strongfortism will alter it. It will make you grow in vigor and virility—and nervous energy—it will restore your vitality and keep your forces vital. No matter what your condition is now, or what habits you contracted or indulged in—I will show that you can renew yourself. You want to be strong, healthy—a virile man—you want to be all that a man ought to be and I can and will show you how to make yourself the man that is desirable from every standpoint.

Tell me your ailment and send three 2c stamps to cover mailing expenses and I will send you my book "Promotion and Conservation of Health, Strength and Mental Energy," written for your interest and welfare.

## LIONEL STRONGFORT

Physical and Health Specialist

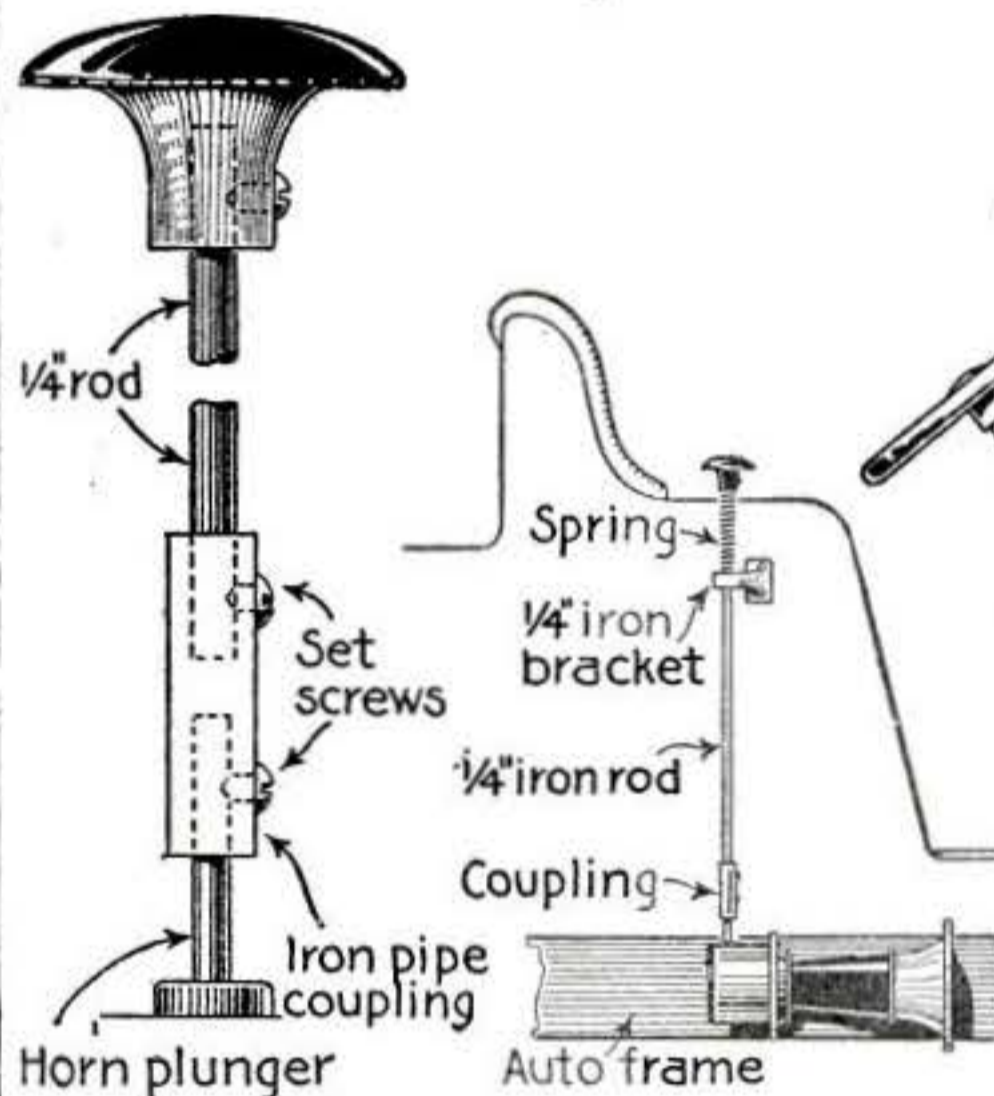
732 Park Bldg. Newark, N. J.

for heating, although different prices may be charged for the two services. The reason for a distinction in prices is based on economic considerations too complicated for discussion, the general idea being that, as a rule, when the demand for artificial light is least it pays the central stations to offer energy at low rates in order to encourage its use at hours when little power would otherwise be demanded.

(To be continued.)

### An Automobile Horn Attached to the Frame Out of the Way

To place the horn out of the way of the driver, an extension-rod for the push-knob was applied as shown in the illustration. The horn is placed



The automobile horn is placed on the frame out of the way and is worked by an extension rod on the push-knob

on the frame out of the way, and the horn plunger is lengthened with a rod which carries the push-knob at the top. A bracket is attached to the seat arm and a coil-spring placed between the bracket and the knob.—P. P. AVERY.

### How to Cut a House Number in a Board

THE house number shown is for the consideration of those who like something a little different. It is made of a piece of board 5 in. wide, 2 ft. long, and 3/4 in. thick. The numbers are sawed out with a compass or key-



The house number is cut from a board like a stencil and hung in the porch

hole saw. The board is for hanging from the front edge of the porch; in such a position the number may be read as easily at night as in the day.

Care should be taken to have the ties that hold the central portions of the figures run with the grain of the wood, as shown. If put in across the grain, they are, of course, easily broken.—EDWARD H. CRUSSELL.



You can't dodge the fact that you can't succeed without training—or that you are not paying dearly for what you DON'T KNOW. Success—big pay—good positions—only go to trained workers. You must train.

## DONT

### Why Not Try It?

See what training will do for you at our expense. Start to study with the distinct understanding that if you do not feel you are gaining money-making knowledge after taking ten examinations, you can quit and not be out one cent. We have to make good. WILL YOU TRY TO?

## Dodge a Better Job

Whether you need Specialized Instruction in your chosen line, or if you lack High School training, you can get it from the American School on the basis of satisfaction or money back. If we make good YOU MUST.

### Make Idle Hours Bring You Success

Devote some of the time you now waste to home study and SUCCESS IS CERTAIN. Get started and we'll make you make good as we have our thousands of students. Do yourself a favor by checking and mailing Coupon today.

AMERICAN SCHOOL of Correspondence  
Dept. G-1201-A, Chicago



TRAINING—THE KEY TO SUCCESS

ASL Explain how I can qualify for position checked.

- |                          |                              |
|--------------------------|------------------------------|
| .....High School Course  | .....Civil Engineer          |
| .....Electrical Engineer | .....Steam Engineer          |
| .....Airplane Mechanic   | .....Shop Superintendent     |
| .....Architect           | .....Business Manager        |
| .....Draftsman           | .....Cert. Public Accountant |
| .....Building Contractor | .....Bookkeeper              |
| .....Structural Engineer | .....Sanitary Engineer       |
| .....Mechanical Engineer | .....Automobile Engineer     |

Name \_\_\_\_\_  
Address \_\_\_\_\_

## DIAMONDS WATCHES ON CREDIT

### Our Great Special! Loftis Perfection Diamond Ring

The Most Popular Solitaire Diamond Ring. Each Diamond is specially selected by our diamond experts, and is skilfully mounted in our famous Loftis "Perfection" 14k solid gold 6-prong ring, possessing every line of delicate grace and beauty.

A Genuine Diamond is the best investment into which you can put your money. It constantly increases in value and lasts forever. Every article listed in our Catalog is distinctive in richness and elegance, no matter what the price.

### Send for Free Catalog

There are over 2,000 illustrations of Diamonds, Watches, Jewelry, etc. Whatever you select will be sent, all shipping charges prepaid. YOU SEE AND EXAMINE THE ARTICLE RIGHT IN YOUR OWN HANDS. If satisfied, pay one-fifth of purchase price and keep it, balance divided into eight equal amounts, payable monthly.

**SPECIAL OFFER! 21 JEWEL WATCHES 16 SIZE**  
That Will Pass Railroad Inspection  
**ONLY \$3.00 A MONTH**

Our Catalog illustrates and describes all the new watches—15, 17, 19, 21, 23 Jewels, adjusted to temperature, isochronism and positions. All sizes for men and women. Your choice of the popular fashionable designs. Guaranteed by the factory to be accurate timepieces, in perfect running order, and further guaranteed by us.

**LOFTIS** The National Credit Jewelers  
DEPT. H 871, 108 N. STATE ST., CHICAGO  
BROS & CO. 1858 STORES IN LEADING CITIES

## CHEAPEST WAY TO GO

is on a bicycle—a dozen miles for a cent. That's why in Europe one in every six persons rides a bicycle. All armies use them by thousands. It is the workman's street car, with the cost of the rides saved. A complete outdoor gymnasium that keeps you fit in mind and muscle.

**MEAD'S FACTORY RIDER**  
Sales Plan Saves you \$10 to \$20 on all latest war approved Ranger models.  
**30 Days Free Trial and Free Delivery.**  
**TIRES** Parts, Repairs at half usual prices. Don't buy until you get our Big Free Catalog describing all the wonderful new offers, liberal terms and low prices. Write a postal now.  
**MEAD CYCLE COMPANY**  
Department H-109 CHICAGO

## Build and Fly Model War Aeroplanes!

Build a Model Aeroplane that will fly like a real one. With IDEAL Scale Drawings and Building and Flying Instructions you can easily build exact 3ft. duplicates of War-famous Aeroplanes. Send now for Drawings and Instructions for the one you want to build.

Curtiss Military Tractor, Blériot Monoplane, Nieuport Monoplane, Curtiss Flying Boat, Wright Biplane, Cecil Peoli Racer. **25c each**

Catalogue of IDEAL Model Aeroplanes and Supplies, 5c. None Free.

IDEAL AEROPLANE & SUPPLY CO., 80-86 West Broadway, N. Y.

**72c DAY BUYS A GIBSON**  
Terms as low as \$5 down and \$2.00 per month. Mandolin or Guitar on approval. Liberal allowance on old instruments in exchange for the "Gibson." Get new FREE BOOK. Valuable information for player and teacher. Explains wonderful new violin construction with curves and graduated Top and Back and Stradivarius Arching. Also FREE treatise on "How to Practice."  
**Make \$1800 to \$5000 a Year**  
Become a teacher. Splendid opportunities for Mandolin and Guitar teachers; either sex in every locality, private and class instruction and sale of Gibsons. **DO BUSINESS ON OUR CAPITAL.** Become our agent. We help sell. Territory protected. Stock furnished. We pay the advertising. You make the profit. You pay for goods when sold; return goods not sold. Try our "Still Hunt." FREE to those interested, our new \$1.00 book "The Organization, Direction and Maintenance of the Mandolin Orchestra," by American's most successful director, Wm. Place, Jr. FREE Catalog, Treatise, "How to Practice, Psychologically Explained." Write now, Gibson Mandolin-Guitar Co., 481 Parsons St., Kalamazoo, Mich.

## Telegraph Pictures BY ELECTRICITY

A complete set of two machines of this marvelous equipment for only \$19.50. Instructive, mystifying and useful. This picture of President Wilson was telegraphed by these machines. Picture telegraphing is the coming science. Write today.

L. J. LEISHMAN CO., Dept. H, Ogden, Utah




**NO CARBON—MORE POWER—LESS FUEL**  
**"NO-LEAK-O"**  
OIL SEALING PISTON RINGS  
**NO-LEAK-O**  
Gives results no other ring can. Every set guaranteed. 7 years success. Popular sizes 50c. If your jobber can't supply you order direct. Parcel Post is quick. Write for free booklet S. AUTOMOBILE ACCESSORIES CO., Baltimore, Md.

# A Baseball Batting-Machine

The baseball fan may still exercise himself with the bat when winter chills compel him to stay inside

By A. D. Goodrich



## CARPENTRY and CONTRACTING

5 volumes, each 5½ x 8¼ inches; bound in American Morocco; flexible, handy style; 2138 pages and more than 400 illustrations, plans, blue prints and diagrams.

This 5-volume Cyclopedia of Carpentry and Contracting is the very latest—most complete—most practical work of its kind ever published. It covers everything you need to know about carpentry and the contracting business—it explains every problem, great or small—every modern approved method gathered from hundreds of different sources.

The combined work of 25 well known men, each an expert in his own particular field, is what this cyclopedia gives you. Every detail of construction is discussed thoroughly from the beginning of the plans to the finished building—from humble cottages to the large, modern, fire-proof structures.

No man engaged as a carpenter or interested in the building and contracting business can afford to do without these books. They will create a new earning power in you and in every man from the carpenter's helper to the head of the business. Every chapter will give you a world of valuable information that you could get only with years of experience before. Besides this, a year's consulting service in the American Technical Society is yours FREE.

### This Is Only a Part of What the Books Contain

Carpentry (including everything from the raw timber and tools to the trimming and turning over to the owner)—Stair Building—Steel Square—Plastering and Painting—Mechanical Drawing—Blue Print Reading—Architectural Drawing—Sheet Metal Work—Building Superintendence—Underwriters' Requirements—Heating and Ventilating—Steam and Hot Water Fitting—Sanitary Appliances—Water Supply—Drainage and Venting—Domestic Hot Water Supply—Hardware—Estimating—Contracts and Specifications—Legal Relations—Building Code—General Index and Review Questions and Index to each volume.

**Free Consulting Service** With these books goes free of all charge a \$12.00 Consulting Membership. If any question puzzles you—write us. Our corps of experts and engineers will solve any problem. Ask all the questions you want for a whole year. This service is absolutely FREE.

## SHIPPED FREE! DON'T SEND ANY MONEY

Don't take our word for it that these books will make more money for you. Find out for yourself without any expense or obligation by sending us the coupon (with the three lines filled in) today. This will bring all five volumes to you at once; you pay the small express costs and use them as if they were your own for 7 days. Then if you think you want to get along without the advancement they will bring you, send them back at our expense. If you want to keep them send us \$2.00 as first payment and \$2.00 each month until the special introductory price of \$17.80 is paid. The regular price is \$25.00.

**AMERICAN TECHNICAL SOCIETY**  
Dept. CC1201 Chicago, U. S. A.

American Technical Society, Dept. CC1201, Chicago.  
Please send me the 5-volume Cyclopedia of Carpentry and Contracting, shipping charges collect. I will send you \$2 in 7 days and \$2 each month until the special price of \$17.80 is paid, and you will send me a receipt showing the books are mine.  
If I decide not to buy I will return the books in 7 days.

Name .....

Address .....


Reference .....

AT a summer camp of an athletic club there was no suitable field for playing baseball, and some of the boys manufactured a batting-machine. With its help they could play their ball games on a small lot back of the camp or in the gymnasium on rainy days. Any number could play; they seemed to get about as much sport out of it as in playing the regulation game, and the machine was in almost constant use. Such a machine can be used in the winter for indoor exercise.

The materials for this batting-machine are easily obtainable at a reasonable cost, and any boy with a little knack in using the most common carpenter tools can make one in a few hours. The upright or score-board of the machine is made of good clear pine planed on one side, 12 or 14 ft. long, 4 in. wide, and 7/8 in. thick, supported by a base with braces, as shown in Fig. 1.

The base framework should be about 3 ft. square, with the bottom boarded over to strengthen it, and stones or bags of sand laid on it to weight it down and steady it. At the top a 6-in. strip is nailed to the back of the upright, as shown at A, Fig. 4. This strengthens the projecting piece B, to which is fastened a small pulley, C, that carries the line D. The line or cable should be strong, fairly heavy, but easy running cord—a good trolling fish-line is about right.

The weight at the lower end may be either an iron bolt or a piece of lead cut or molded to a pear-shape, and, when fastened to a line that is fully unwound, hangs about 2 ft. from the ground.



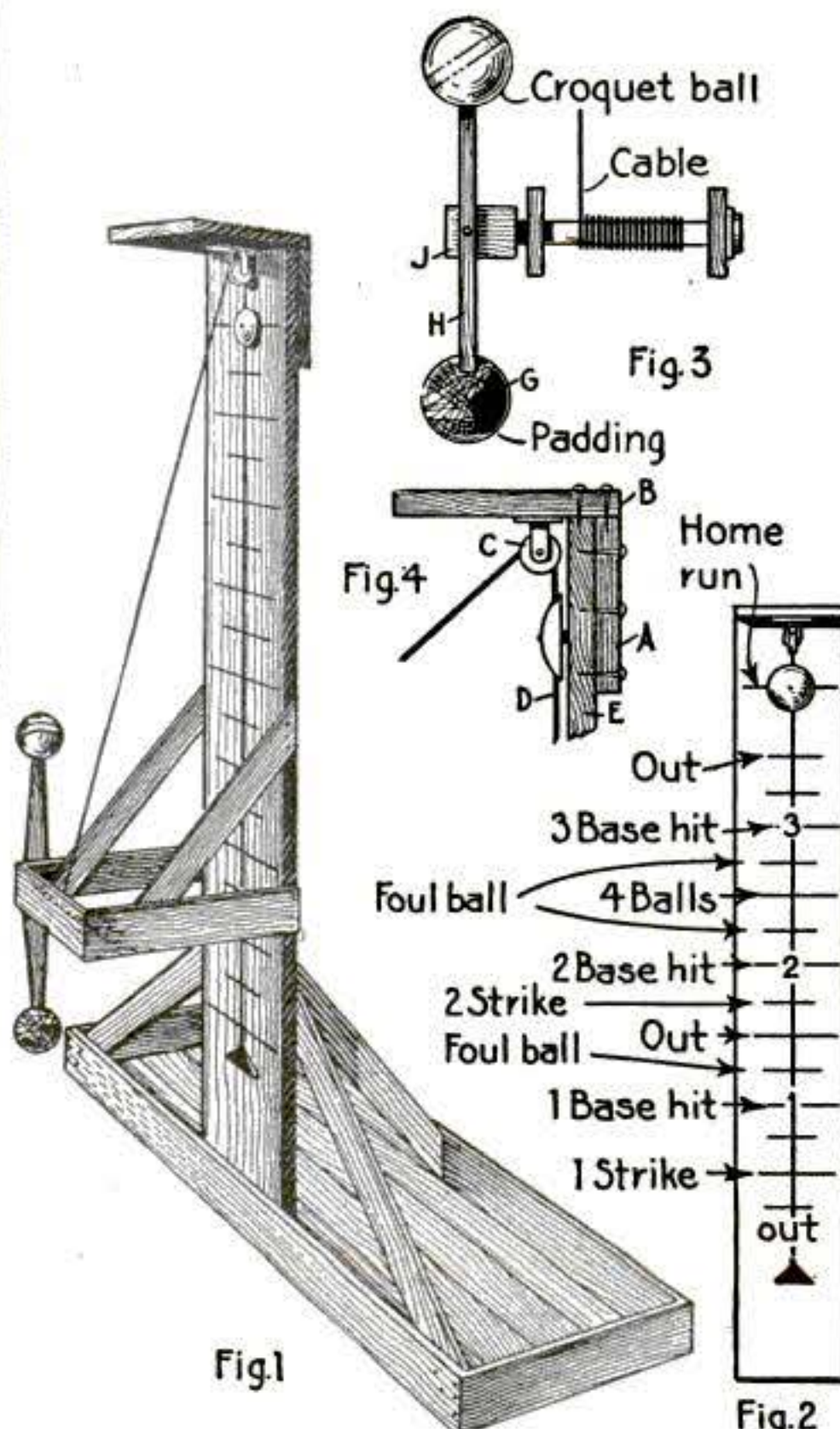
He is striking the ball to make it record hits on the marked upright

The bell may be one from an old alarm-clock or the top of an old bicycle bell. This is fastened to the face of the score-board E near the top, the stem coming at one side of the line, which must pass freely under the bell.

First, the bracket extending from the standard and supporting the striking arm is made. The horizontal boards are about 4 in. wide and 22 in. long, fastened 42 in. from the ground to the standard with a reinforcing piece of board at the back and a similar piece connecting their forward ends. Two braces run diagonally up to the standard and are nailed to it.

The striking arm is a piece of wood 18 in. long, 3½ in. wide, and 1¼ in. thick. Beginning a short way from either center, its ends taper so that the last 2 in. of their length may be whittled round to go into the holes bored in two croquet balls. The balls may be held in a vise for boring the holes, and the holes should be a drive fit for the tapered stick. Glue should be applied before driving them in place. One of these balls serves as a striking ball, and is shown at G, Fig. 3. The ball G is padded by placing strips of cloth or cotton batting around it and winding the whole with twine.

The striking arm shaft J is merely a 2-in. square of hard wood long enough to reach through the bracket boards



Details of the standard and ball for striking and base for holding it firm to the floor

and afford a projection at either end, as shown. This projection should be of sufficient length at the striking arm end to permit the balls to rotate without striking the bracket board. At the other end it is long enough to place an iron washer over it and to drive a wire nail through the shaft to hold it in its bearings. The head of this nail should be removed.

Of course, that part of the shaft passing through the bracket boards and within them is made round, and the holes in the boards are bored large enough to permit the shaft to rotate freely but not loosely. These bearings should be kept well greased. The shaft engages the striking arm by a square hold cut through the center. A nail driven into the shaft from the edge of the striking arm secures these parts.

The cable end is tacked to the shaft at one side, and so wound that it will wind up when the striking ball is hit. This ball, if it does not adjust itself, must always be turned straight downward before it is batted again.

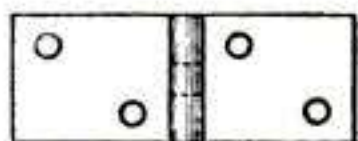
Any number of players, equally divided to represent sides, can play the game. A toss is made between the two captains to see who will have the choice of ins or outs; the outs stand aside until three men of the ins have retired themselves, as in the regular game; then the outs take their turn at the bat.

It is well to have the bases marked out near the machine and the players take their places as the score is shown on the board at each hit: that is, if the man at the bat hits so that the marker goes to 2-base hit (Fig. 2) he at once takes his position on second base; if the next man makes a 2-base hit he takes his place on second base, and the first man steps home and scores a run; and so on through the game. In other words, the game is played exactly the same as the regulation game, except that the machine is used to take the place of the pitcher and catcher, and as soon as the boys get used to hitting and scoring with the machine plenty of sport and also beneficial exercise will be the result.—A. D. GOODRICH.


**An Eye-Bolt Made of a Piece of Sheet Metal**

AN EYE-BOLT being needed in the construction of a small boat far from any place where one could be purchased, the workman made one from a piece of metal, as shown.

A strip of sheet metal was bent double in the exact center, and the ends again bent at right angles to the double shank left by the first bending. A hole of sufficient size was then drilled in the ends for screws.—L. B. ROBINS.



The metal bent to substitute an eye-bolt



**Be Popular! Make Money!  
Learn MUSIC at Home!**

**W**HY envy your friends their knowledge of how to play the piano, organ, violin, cornet, or any other musical instrument?

Be talented yourself. Make friends. Make money. Teach your children.

You yourself can master any musical art right in your own home with the greatest ease.

We have taught thousands how to play their favorite musical instruments easily, quickly and thoroughly without a teacher just by following our New Improved Home Study Method.



We do away with the private teacher. We banish dry, tiresome exercises. We teach you **by note**. No numbers; no tricks; a sound musical education. We make it as fascinating for you to learn, as it will be fascinating for you to show your friends what a good musician you are. Our pupils are in demand as entertainers, and some of them have written to us that they are making

**FREE LESSONS IN**

- |          |           |
|----------|-----------|
| Piano    | Trombone  |
| Organ    | Flute     |
| Violin   | Clarinet  |
| Cornet   | Piccolo   |
| Guitar   | Ukelele   |
| Banjo    | Sight     |
| Mandolin | Singing   |
| Harp     | Harmony   |
| 'Cello   | Saxophone |

money through the musical talents they developed by our Home Training Method.

Our free book tells you all about it. Read the letters in it, and you will see that what others have done easily, you can also do easily. More than 200,000 men, women and children

have learned by our system. Best of all—we give you all lessons free. Write at once for particulars.

**MUSIC LESSONS FREE —ACT NOW**

Just mail the coupon. Because we need one pupil in each locality at once to help us advertise our marvelously easy system of teaching music, we offer for a limited time our lessons without cost, and charge you only for postage and sheet music, a small sum weekly. A musical education in any instrument for the price of a movie ticket each week? Beginners or advanced pupils.

*This offer is too important to hesitate over. Get the proofs, facts, letters from our pupils. Get our fascinating, new book just issued, together with our astounding offer. All of these come to you FREE. Just drop us a postal or mail the coupon today.*

**U. S. SCHOOL OF MUSIC**  
81 Brunswick Bldg., New York  
GENTLEMEN:—Please send me your free book, "Music Lessons in Your Own Home," and particulars of your offer of free lessons in any musical instrument.

Name.....  
Address.....  
City.....State.....









## Commercial Development of Inventions

A large and enterprising Engineering Firm are anxious to negotiate with Inventors on an entirely new basis.

- (1) All Patenting Fees to be borne by ourselves.
- (2) If we consider the Invention to be of sufficient interest to justify it, we will also bear the cost of making models and carrying out Experiments.
- (3) Upon completion of the patent, the patentee to have a free hand in offering it to any firm or disposing of it as he desires—the only stipulation being that, should he dispose of it to any concern other than ourselves, he must refund to us all out-of-pocket expenses.

HOUSEHOLD ARTICLES and other Novelties for manufacturing in large quantities after the war are specially desired, and a full description, together with drawings, and, if possible, a model should be submitted, or a personal interview will be granted in London or the Provinces, on communicating with

Box 941, SELLS Ltd., 168, Fleet Street, London, E.C.4.

**Mr. Edison's Wonderful Amberola**

Only **\$1.00** After **Free Trial**



Yes, you may keep this New Edison Amberola—Edison's great phonograph with the diamond stylus—and your choice of records, too, for only \$1. Pay the balance at the rate of only a few cents a day. Try the new Amberola in your own home before you decide to buy. Send no money down. Then return it if you wish.

**Write Today For Our New Edison Book.** Send your name and address for our new book and pictures of the New Edison Amberolas. No obligations.

F. K. BABSON, Edison Phonograph Distributors  
1201 Edison Block Chicago, Illinois

Be a **Taxidermy Artist** **Marvelous Book Sent FREE**

You can now learn Taxidermy, the wonderful art of mounting birds, animals, game, etc. Learn at home, by mail. The free book tells how. Mount your own trophies. Decorate home and den. Hunters, trappers, nature lovers, you need taxidermy. Interesting, fascinating, big profits. Join our school. 65,000 students. Success guaranteed. Send for our free book without delay.

N. W. SCHOOL OF TAXIDERMY  
1201 Elmwood Bldg. Omaha, Neb.

## Books for Mechanics

**Sheet Metal Work**—A manual of practical self-instruction in the art of pattern drafting and construction work in light and heavy-gauge metal, including skylights and roofing, cornice work, etc. Cloth, 288 pages, 370 illustrations. Price, \$2.00, Postpaid.

**Machine Shop Work**—A comprehensive guide to the most approved methods in modern shop practice, the construction and use of improved tools and machines, hand tools, the lathe and lathe tools, the methods of screw cutting, taper and eccentric turning, etc. Leather, 275 pages, 325 illustrations. Price, \$1.50, Postpaid.

POPULAR SCIENCE MONTHLY  
225 West 39th Street New York City

## General Rules for Operating a Heating Plant and Stove

Prepared for the Popular Science Monthly  
by the United States Fuel Administration

**B**E sure there is a check draft damper in the smoke pipe at *A* besides the turn damper *B*. This check draft damper is as important in controlling the rate at which the fire burns as is the throttle of an engine. Open it to check the fire and close it to make the fire burn more rapidly. Work it. Experiment with it daily in regulating your fire. The coaling door was not put in the furnace to be used as a check damper. Never open the coaling door to check the fire. If you cannot check the fire without opening the coaling door you need proper dampers.

The turn damper should fit the smoke pipe loosely and must never be entirely closed. In the average plant it may be kept partly closed most of

Wrap all heat pipes in the cellar thoroughly with asbestos or a similar covering to prevent loss of radiation.

Grates should be cared for properly. A short, quick stroke of the shaker handle will sift the ashes through them. Leave grates in a flat position at all times. Keep the fire pot free from clinkers. Clean ashpit daily to prevent damage to grates. In severe weather shake the grates until a glow appears in the ashpit. In moderate weather a bed of ashes should be carried on top of the grates. Avoid poking and slicing the fire bed. It causes draft holes and clinkers.

Never shake a fire that is low until you have put a little fresh coal on and given it time to ignite. A thin fire wastes coal. Disturb the fire as little as possible.

Storm windows and storm doors, weather strips and such protective devices are economical of heat. Use them.

Keep the temperature of sitting rooms at 68 deg. or less, except when there are old folks, little children or invalids in the family, in which case a higher temperature may be needed. Rooms in which you do not sit are more comfortable if kept cool, as a rule, providing the air is kept a little moist. Procure a thermometer—a good one. Use it inside—do not hang it outdoors.

Keep an even temperature, not more than 68 deg. It is not economical to allow the house temperature to drop way down at night. It takes just twice as much coal to heat it up again next morning.

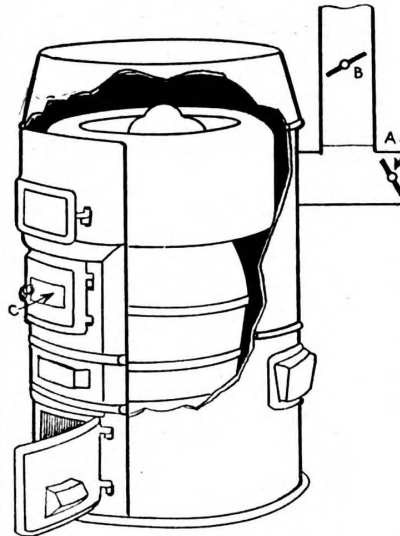
Turn off the heat in unused rooms as far as possible. Bedrooms should be kept much cooler than living rooms. Do not try to heat all the rooms all the time. If you have a hot-water heating system make heavy radiator slip covers and put them over the radiators when not in use. This will prevent them from freezing.

Always keep two pans or open top jars of fresh water on radiators or in front of registers to keep the air in the home moist. Study the specific rules applying to the heating system used in your house.

### Specific Rules for Hot-Air Furnaces

Provide cold air drops from upper floors so as to insure a return circulation from all rooms to the air intake of the furnace. Regulate the window of the cold air box so as to avoid too great a current of outside air; especially on cold days.

Always keep the water container in the air jacket filled with clean water. Moist air heats much more readily



An ordinary type of hot-air heater, showing the location of the dampers

the time in mild weather, but during severe weather it usually needs to be opened wide. Use the lift or slide damper in the coaling door at *C* only to let oxygen in to consume the gases.

Have very little draft and let it come from below. Check it by letting more air into the smoke pipe. These are the best general rules. Oxygen furnished from below is necessary for the consumption of the coal gases, and at the same time allows them to be consumed before they are drawn up the chimney. This method also keeps coal gas from escaping into the cellar. To make the fire burn more rapidly, do not open the whole ashpit door but the draft damper in the ashpit door. Opening the whole ashpit supplies air to the fire faster than it is needed for combustion. The air is heated, passes out the chimney and thus wastes heat.



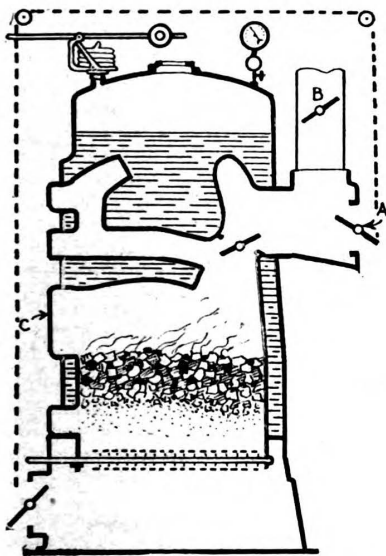
than dry air and is better for health, as well as for comfort.

It is advisable to keep a jar of water near one of the first floor registers, that sends out the most heat. Change the water frequently, preferably every day. Hot air pipes should have a good pitch upward from the furnace and should be of sufficient diameter. They should also be wrapped with sheet asbestos. A separate pipe for each room with turn damper near the furnace is a good rule. Each pipe should be labeled so that certain rooms can be shut off at the furnace when desired.

*Specific Rules for Hot-Water Plants*

Be sure the fire box is gas tight. All cracks must be thoroughly cemented or a new section put in before winter sets in, otherwise coal gas will escape into the airjacket and be carried up directly into the rooms. Study carefully the general rules pertaining to other types of heating plants as well as your own. Notice the clean-out door and remember why it is there.

All the water should be emptied



A steam boiler for house-heating showing the dampers and the automatic control

from the plant and clean water put in at least every spring and every autumn. As the water is being heated, use the radiator key to open the air valve of each radiator in turn until all the air remaining in each radiator is allowed to escape and water starts to come. Radiators filled with air will not heat. Repeat this operation frequently.

Always be sure that water shows in the glass gage of the expansion tank which is usually located in the top story of the house above the level of all the radiators. Be sure that the boiler and cellar pipes are covered with asbestos.

Study carefully the general rules relating to all types of plants. Keep heating surfaces of the boiler well cleaned.

**WANTED!**  
**OFFICE MEN**  
Auditors, Accountants, Office Managers, Credit Men, Cashiers, Bookkeepers and Cost Clerks—\$1,200 to \$7,500.

**FACTORY MEN**  
Electrical and Mechanical Engineers, Factory Managers, Superintendents, Foremen, Designers, Draftsmen—\$1,500 to \$12,000.

**CONSTRUCTION MEN**  
Civil and Structural Engineers, Transmitters, Construction Superintendents and Foremen, Estimators, Designers and Draftsmen—\$1,200 to \$10,000.

**TRADES—Machinists and Tool-makers, Auto Repairers, Electricians, Stationary Engineers, Firemen, Plumbers, Carpenters, etc.—\$1,200 to \$2,000.**

**All these positions were advertised in a single issue of a Chicago newspaper**

These books were written by experts in plain, everyday language. They are free from puzzling technical terms. Numerous illustrations, diagrams and tables make difficult points as simple as A-B-C. They are handsomely bound in half or full leather (except Law and Practice, which is bound in law buckram) and stamped in gold. Fill out the coupon.

**Automobile Engineering**

Five volumes, 2400 pages and 2000 illustrations. Prepares for Garage Foreman, Automobile Mechanic or Chauffeur. Invaluable to car owners. Regular price, \$25.00. Special price, \$17.50.

**Machine Shop Practice**

Six volumes, 2300 pages and 2500 illustrations. Prepares for Machine Shop Superintendent or Foreman, Foundryman, Pattern Maker, Tool Designer or Tool Maker. Regular price, \$39.00. Special price, \$19.50.

**Sanitary, Heating and Ventilating Engineering**

Four volumes, 1454 pages and more than 1400 illustrations, etc. Prepares for Sanitary Engineer, Heating and Ventilating Engineer, Master Plumber or Plumber. Regular price, \$20.00. Special price, \$13.50.

**50c A WEEK**

Yes, if you decide to keep the set you have selected, send \$2 within seven days and then \$2 a month (50c a week) until the present low price has been paid. Have you ever heard of a more generous offer? Remember, you take no chances whatever—we send the books for examination and you are not obliged to keep them if you do not care to buy. Mail the coupon now—before you turn the page.

**Steam and Gas Engineering**

Seven volumes, 3300 pages and 2500 illustrations, plates, diagrams, etc. Prepares for Stationary, Marine or Locomotive Engineer or Fireman. Regular price, \$35.00. Special price, \$21.50.

**Law and Practice**

(with Reading Course in 25 bound pamphlets). Thirteen volumes, 6000 pages and 241 illustrations. Prepares for all Bar Examinations. A wonderful aid to business men. Regular price, \$72.00. Special price, \$39.50.

**Practical Accounting**

Four volumes, 1840 pages and 800 illustrations, plates and diagrams. C. P. A. questions and practical problems. Prepares for Accountant, Bookkeeper or Cost Clerk. Regular price, \$30.00. Special price, \$12.50.

**Which Job Can You Fill?**

Which one of them could you fill? If you haven't the knowledge necessary to break into the big-pay class, decide to get that knowledge NOW! Any of the books listed below will quickly fit you for a well-paid job—at home—in your spare time.

**Carpentry and Contracting**

Five volumes, 2138 pages and more than 400 illustrations. Prepares for Contractor, Building Superintendent and Carpenter Foreman. Regular price, \$25.00. Special price, \$17.50.

**Civil Engineering**

Nine volumes, 3900 pages and 3000 illustrations, plates and diagrams. Prepares for Civil or Structural Engineer, Transmitter, Estimator, Designer or Chief Draftsman. Regular price, \$45.00. Special price, \$29.50.

**Telephony and Telegraphy**

Four volumes, 1728 pages and 2000 illustrations, plates and diagrams. Prepares for Telephone Engineer, Wire Chief, Exchange Manager, Trouble Man or Telegrapher. Regular price, \$20.00. Special price, \$12.50.

**Fire Prevention and Insurance**

Four volumes, 1500 pages and 600 illustrations, diagrams, forms, etc. Prepares for Counterman, Rate Clerk, Inspector or Agent. Regular price, \$20.00. Special price, \$15.50.

**Electrical Engineering**

Seven volumes, 3000 pages and 2900 illustrations, plates and diagrams. Prepares for Electrical Engineer, Power Plant Superintendent, Substation Operator or Electrician. Regular price, \$35.00. Special price, \$19.50.

**Accountancy and Business Management**

Ten volumes, 3650 pages and 1987 illustrations, forms, etc. Prepares for Certified Public Accountant, Auditor, Office Manager, Accountant, Credit Man or Bookkeeper. Regular price, \$50.00. Special price, \$24.50.

**One Week Free Trial**

We'll gladly send you any set for seven days' examination. Don't send us a penny; just pay the small shipping charge when the books arrive. Examine them carefully—use them at your work for an entire week. At the end of that time, if you feel they aren't worth far more than we ask, return them at our expense. If you keep them, pay the bargain price on the easy terms explained below.

**American Technical Society**  
Dept. X1201 Chicago, U. S. A.

**American Technical Society, Dept. X1201, Chicago, Ill.**

Please send me set of.....  
for 7 days' examination, shipping charges collect. I will examine the books thoroughly and, if satisfied, will send \$2 within 7 days and \$2 each month until I have paid the special price of..... If I decide not to keep the books, I will return them by express at your expense. Title not to pass to me until the set is fully paid for.

Name.....  
Address.....  
Reference.....

# PATENTS TRADE-MARKS AND COPYRIGHTS

Before disclosing an invention, the inventor should write for our blank form "EVIDENCE OF CONCEPTION." This should be signed and witnessed and returned to us together with model or sketch and description of the invention, and we will give our opinion as to its patentable nature.

Our Illustrated Guide Book, HOW TO OBTAIN A PATENT, sent Free on request. Contains full instructions regarding Patents, Trade-Marks, Foreign Patents, Our Methods, Terms, and 100 Mechanical Movements illustrated and described, Articles on Patent Practice and Procedure, and Law Points for Inventors.

An actual search of the United States Patents made in all cases before preparing application for patent.

FREE COUPON

## VICTOR J. EVANS & CO., Patent Attorneys

New York Offices

Philadelphia Offices

Pittsburgh Offices

1001 Woolworth Bldg.

135 S. Broad Street

514 Empire Bldg.

Main Offices: 760 9th Street, N. W., WASHINGTON, D. C.

GENTLEMEN: Please send me FREE OF CHARGE your FIVE Books as described above.

NAME \_\_\_\_\_ ADDRESS \_\_\_\_\_

## CAN YOU

think of a simple, practical idea that will fill one of the many requests we have on file for new inventions? It may mean a fortune for you. Thousands of things are needed RIGHT NOW. Your brains can help. Send today for our great new book—"Inventions and Trade Marks, Their Protection and Exploitation"—and learn more about making money from ideas than you ever knew before. It tells many things that are wanted, too. A postal will do—it is free.

We help our clients, without charge, to get the dollars out of their ideas—having facilities none others possess.

Advice free.

Don't delay—get the book at once.

AMERICAN INDUSTRIES, INC.  
201 Patent Dept., WASHINGTON, D. C.

PATENTS ADVERTISED For SALE FREE In INVENTION And MANUFACTURING SUPPLEMENT.

Published for the man with an idea. Send for free sample copy. One year's subscription 50c.

PATENTS AND TRADE MARKS

LANCASTER & ALLWINE

274 OURAY BLDG. WASHINGTON, D. C.

DO NOT LOSE YOUR RIGHTS TO PATENT PROTECTION

Before disclosing your invention to anyone send for blank form "Evidence of Conception" to be signed and witnessed. Establish your rights before filing application for patent. As registered patent attorneys we represent hundreds of inventors all over the U. S. and Canada in the advancement of their inventions. Terms reasonable. The form "Evidence of Conception," sample, instructions relating to obtaining of patent and fee schedule sent upon request. Ask for them—a postcard will do.

## THE BOY ELECTRICIAN

Practical Plans of Electrical Apparatus for Work and Play with an Explanation of the Principles of Every-day Electricity. \$2.00 Postpaid. POPULAR SCIENCE MONTHLY, 225 W. 39th St., New York

# AMERICA NEEDS YOUR IDEAS

MILLIONS OF DOLLARS

are being spent NOW for new ideas of all kinds. Never before has the demand for good things PROTECTED BY OWEN PATENT'S been so great—or profitable to the man who will but use his brains. Send for my four free books and find out what inventions are needed.

THESE ARE FREE! SUCCESSFUL PATENTS—a 72-page guide to success; STEPPING STONES—hundreds of hints of ideas wanted, truth about prizes for inventions; PATENT BUYERS—contains over 400 requests for OWEN PATENTS, with ideas desired; PATENT PROMOTION—tells how to sell your patent, etc.

I'll help without charge to sell your idea by advertising it and otherwise putting you in touch with prospective buyers. Send sketch or model for free opinion as to patentability, cost of patent, etc. Advice costs nothing. Write today for my books. A postal request will do.

RICHARD B. OWEN, Patent Lawyer  
6 Owen Building | 2276-D Woolworth Bldg.  
Washington, D. C. | New York City

# PATENTS

INVENTORS. Send us a sketch, model, or photo and written description of your invention for advice regarding patent protection. No charge for this service.

Patents We Secure Advertised Without Charge in POPULAR MECHANICS MAGAZINE

20 years' experience. Prompt personal service. Our experience and knowledge in patent matters often enable us to advise regarding patentability without expense to the inventor. Particulars free. Write us today.

TALBERT & TALBERT  
Patent Lawyers

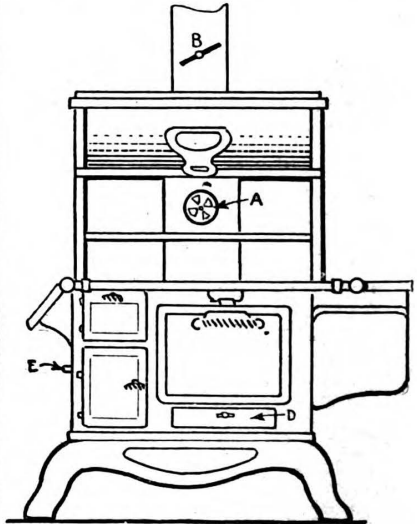
4621 Talbert Bldg., Washington, D. C.

## Wrestling Book FREE

Learn to be an expert wrestler. Know scientific wrestling, self-defense, and ju-jitsu. Develop a splendid physique, and have perfect health. Join this popular school and learn by mail. The famous world's champion—the marvelous Frank Gotch and Farmer Burns offer you a wonderful opportunity. Wrestling is easily and quickly learned at home by mail. Men and boys write now for splendid free book. Learn all the science and tricks. Be able to handle big men with ease. Accept this wonderful offer NOW. Send for free book today, stating your age. Farmer Burns School of Wrestling, 1201 Range Bldg., Omaha, Neb.

Once a month clean off the top of the oven, the place under the oven and take off the small clean-out door. See that the smoke pipe fits the chimney tightly and that the inside of the chimney is closed off about 6 to 8 in. where the pipe enters. If the fire-bricks are loose get a little fire clay and fill the joints. Keep the fire up even with the top of the oven, rounding off the top, but not having coal up against the lids or running out over the oven.

Turn shaker handle over quickly as far as it will go and then back. Both motions should be continuous and rapid. Repeat until free from ashes and clinkers. If the range has a flat grate use the poker to clean off the top



The average range has the same check-dampers as a heater, but it may be seen they are differently located on the range

of the grates. Always allow the fire to have full draft for five or ten minutes before cleaning. Take the ashes from the ash pit daily to prevent damage to the grates.

### For Baking and Roasting

For baking and roasting have the slide open in the ash pit door at E, have the fire box filled up to the top of the oven and free from ashes. As soon as baking is finished, close all front drafts, open the check draft damper in the pipe and if the fire still burns too freely slide back one of the lids over the oven about 2 or 3 in. To leave drafts on after you are through cooking is very wasteful of fuel. To fix the fire for the night run the poker around the sides of the fire, which will clean the clinkers off the bricks. See that the fire is packed down solidly, round off the top so that the coal does not touch the lids or run-over the oven. Set the check draft when through with the cooking. You will keep your kitchen much warmer if you let the oven door stand open. For further information or directions consult your regular range man. Read general rules applying to all household coal-burners.

### Gutter-Spout Directing Water into Two Trenches

FARMERS in irrigated districts frequently experience difficulty in making water flow into two different lateral trenches when the supply is obtained from one hydrant. Usually the soil under the spigot is washed away, and the water, seeking the lowest level, is soon flowing into one trench only.

A Western ranchman has effectively solved this problem, and at the same time has found serviceable use for a lot of old tin gutter troughs which were discarded during recent repairs in his house. The troughs, as illustrated, are cut into 2-ft. lengths, and into the middle of each piece a semi-circular sheet of tin is soldered. The irrigation guide when completed is embedded in the earth, with the central tin member directly in the center of the stream coming from the faucet.

Obviously the flow of water is evenly divided and sent into the two trenches



By means of a division in the gutter-pipe, water is deflected in two directions

as desired. The earth beneath the hydrant is protected from erosion. Another great advantage of this simple device is that it permits alteration of the flow between the two trenches by merely moving the trough slightly in either direction.—JOHN EDWIN HOGG.

### How to Prolong the Life of Flashlight Batteries

THE life of a flashlight battery can be increased if it is treated in the following manner. Before installing a new battery, take out the individual cells and give them a coat of sodium silicate, or water-glass, as it is commonly called. The entire cell should be coated, with the exception of the brass cap on the carbon and the bottoms. After drying, the battery may be reassembled and put into service. This treatment prevents the drying out that always shortens the life of dry cells.—THOMAS W. BENSON.

# PATENTS

IF YOU HAVE AN INVENTION AND DESIRE TO LEARN HOW TO GET A PATENT, send for Our Guide Book, HOW TO GET A PATENT, sent Free on request. Tells our Terms, Methods, etc. Send model or sketch and description of your invention and we will give our opinion as to its patentable nature.

**RANDOLPH & CO.**  
130 F St., N. W., Washington, D. C.

NAME.....  
STREET.....  
CITY.....STATE.....

## Don't Wear a Truss

Brooks' Appliance, the modern scientific invention, the wonderful new discovery that relieves rupture, will be sent on trial. No obnoxious springs or pads.



MR. C. E. BROOKS

### Brooks' Rupture Appliance

Has automatic Air Cushions. Binds and draws the broken parts together as you would a broken limb. No salves. No lies. Durable, cheap. Sent on trial to prove it. Protected by U. S. patents. Catalog and measure blanks mailed free. Send name and address today.

C. E. BROOKS, 255A State St., Marshall, Mich.

**ELECTRICAL EXPERIMENTER**  
SCIENCE AND INVENTION

TANKS UPROOT BARBED WIRE ENTANGLEMENTS

Here is THE electrical magazine for you. For the Dabbler and the "How-to-make-it" fiend. Chuck full of experiments and the latest electrical doings. Non-technical—in plain English. One of the foremost authorities on WIRELESS in U. S.

200 Illustrations  
90 big pages  
Over 100 articles

One copy will convince you  
At All News Stands 20c

\$2.00 a year  
Foreign \$2.50  
Send 35c for 3 numbers

The Electrical Experimenter  
235 Fulton St., New York

# PATENTS

## LACEY & LACEY

Attorneys-at-Law — Patent Practice Exclusively  
Solicitors of

**U. S. and Foreign Patents**  
**Trade-Marks, Copyrights**

646 F Street, N.W., Washington, D. C.

Write Us for Our Inventors' Book

**PATENT-SENSE**

ESTABLISHED 1869.

## PATENTS PROCURED and TRADE-MARKS REGISTERED

Eighteen Years' Experience. Instructions and Terms on request.

**ROBB & ROBB, Attorneys at Law**  
Specializing in Patent and Trade-mark Practice exclusively  
840 Southern Bldg., Washington, D. C. 1336 Schofield Bldg., Cleveland, Ohio.

# PATENTS and Trade Marks

Send sketch or model for actual search and report. Write for Booklet of instructions on patent practice and procedure. Prompt personal service. . . .

**Geo. P. Kimmel**  
Patent Lawyer

39-M Oriental Bldg., Washington, D. C.

# U.S. PATENTS

Our facilities for securing patents enables us to give prompt and reliable service at reasonable rates. Inventors are invited to write to us regarding questions appertaining to securing patent protection. All matters receive prompt attention. Send for blank form of disclosure to protect your rights until filed in the patent office. Book of instructions and blank forms are free on request.

**A. M. BUCK & CO., Patent Attorneys**  
510 Second National Bank Bldg. Washington, D. C.

THE BOY ELECTRICIAN. Practical Plans of Electrical Apparatus for Work and Play with an Explanation of the Principles of Every-day Electricity. \$2.00 Postpaid. Popular Science Monthly, 225 W. 39th Street, New York

## Competent Patent Service

By a Former Examining Official of the U. S. Patent Office

**NORMAN T. WHITAKER**  
Lawyer and Engineer

280 Whitaker Bldg., Wash., D. C.  
INQUIRIES INVITED

# PATENTS

Terms Reasonable Highest References Promptness Assured Best Results

Send drawing or model for preliminary examination

ALL BUSINESS GIVEN PROMPT AND PROPER ATTENTION

**WATSON E. COLEMAN, Patent Lawyer, 624 F St., Washington, D.C.**

# PATENTS

IF YOU HAVE an invention which you wish to patent you can write fully and freely to Munn & Co. for advice in regard to the best way of obtaining protection. Please send sketches or a model of your invention and a description of the device, explaining its operation.

All patents secured by us are described in

## SCIENTIFIC AMERICAN

without cost to patentee

All communications are strictly confidential. Our vast practice, extending over a period of seventy years, enables us in many cases to advise in regard to patentability without any expense to the client. Our Hand-Book on Patents is sent free on request. This explains our methods, terms, etc., in regards to *Patents, Trade Marks, Foreign Patents, etc.*

### Munn & Co.

SOLICITORS OF PATENTS

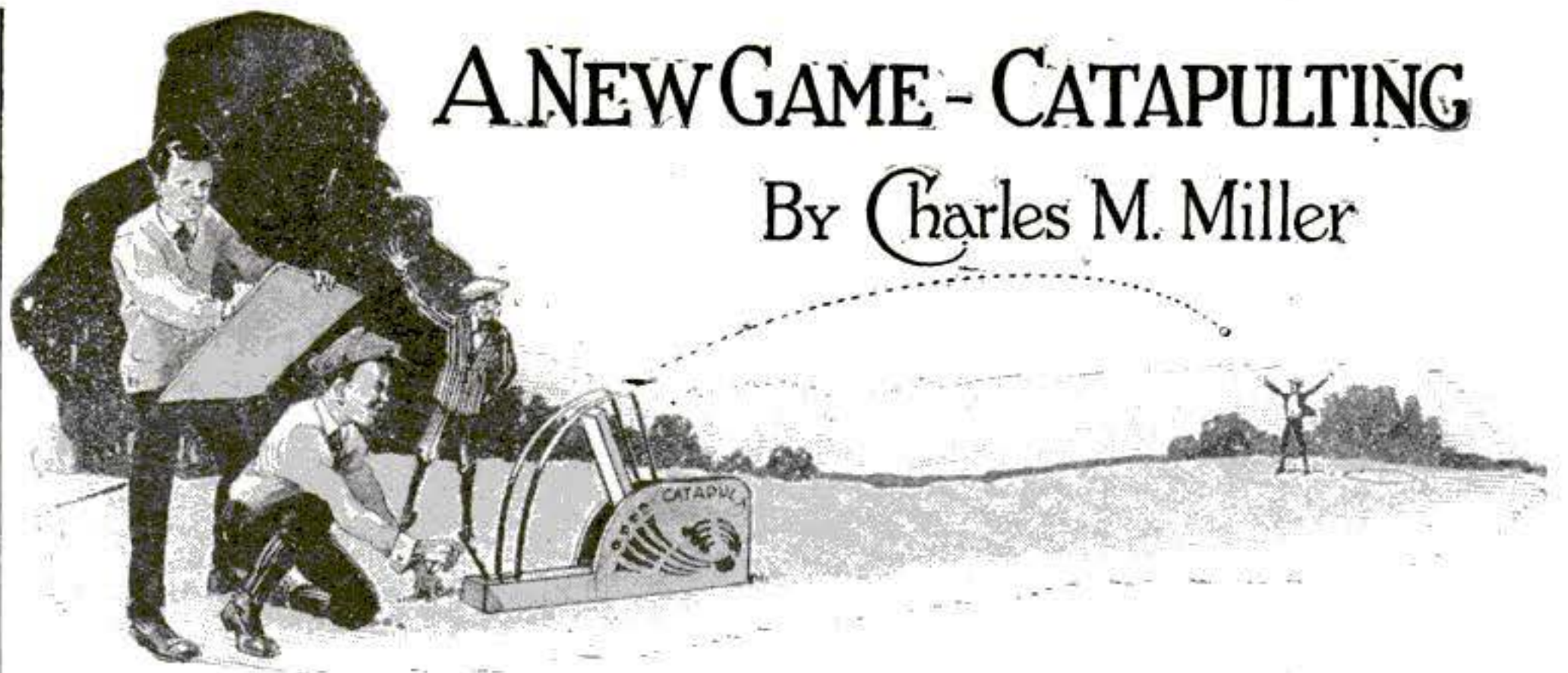
683 WOOLWORTH BLDG., NEW YORK

and

627 F STREET, WASHINGTON, D. C.

# A NEW GAME - CATAPULTING

By Charles M. Miller

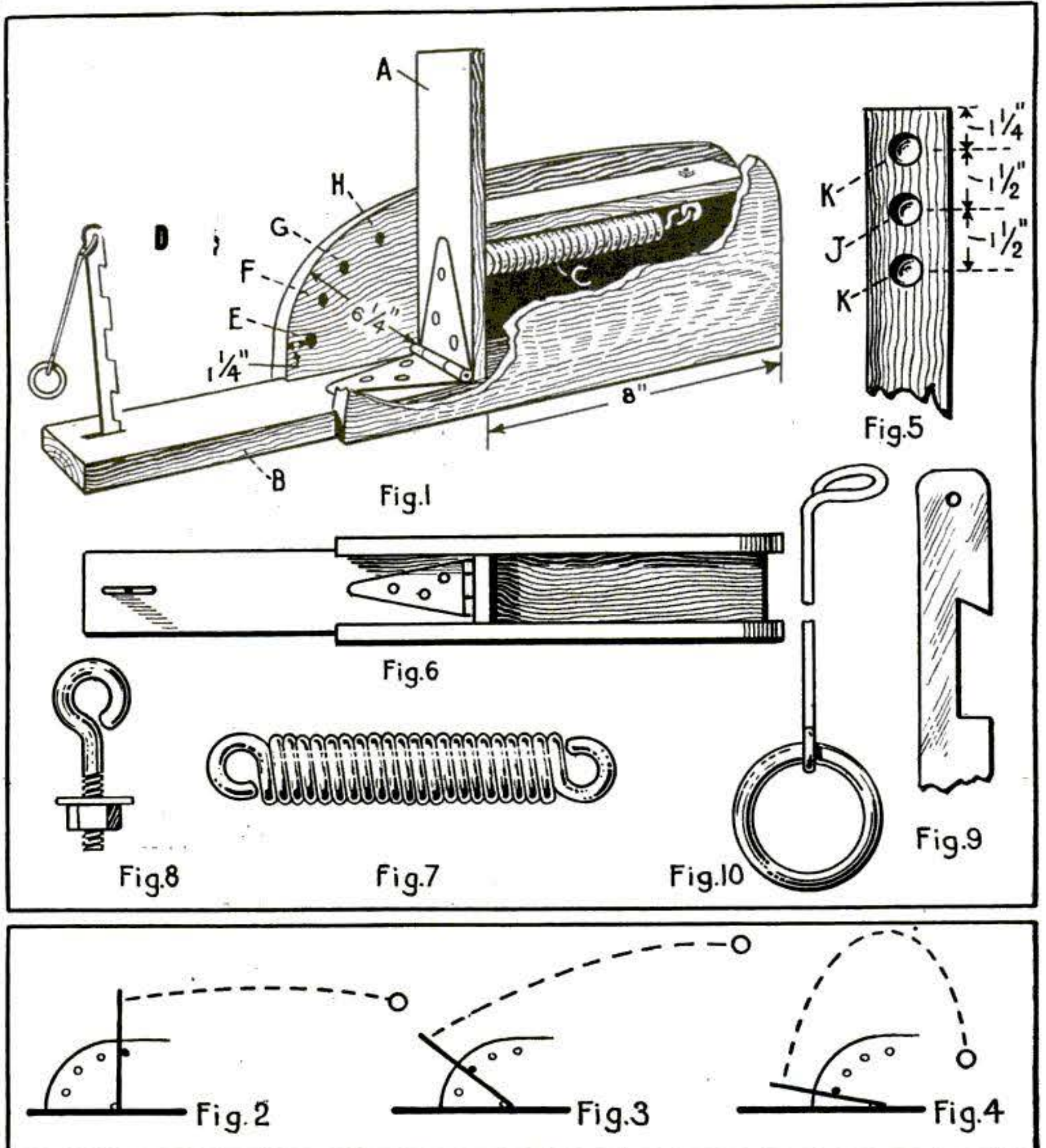


A NEW game has been devised, involving the old war tactics of catapulting. The device is known as a catapult. Instead of throwing stones or arrows, rubber balls are propelled distances ranging from 2 to 75 ft.; and, instead of city walls, a skeleton target lies flat on the ground. The target is usually placed by an opponent, and is located at an unknown range, but within the limits of the catapult.

The catapult has a moving lever A (Fig. 1) that is hinged to the base B and a strong spring C to draw it forward quickly. In the lever are cuplike holes in which a ball is placed after the catapult has been set, and

when the lever is released it casts the ball forward.

If the lever has a full swing, it will cast the ball forward, but very little upward, as shown in Fig. 2; and, while the ball will be projected with considerable force, it will not go so far. If the lever is stopped part way forward, the inclination of the lever will determine the direction the ball will take, usually at right angles to the lever, or will leave it at this angle, which is shown in Fig. 3. If the lever is stopped far back, the ball will be flipped up in the air, but will make little progress forward, as will be seen in Fig. 4. The setting, therefore, that propels the ball for the greatest



Details of the pieces for the making of the catapult and the assembled parts, with a diagram showing how the position of the lever affects the course of the ball. When the lever is vertical the ball shoots forward but not upward

distance will be with some elevation but not sufficient to waste energy in merely getting height. It is easy to understand why there are so many possibilities of range in the game.

There are many combinations that may be effected by the device. The lever may be drawn down to the last notch of the catch *D* (Fig. 1), or it may stop at two other points or notches, giving varying tensions as a starter. As mentioned, the lever may be allowed its full swing to the vertical position, where there is a permanent stop, or it may be stopped at several points by inserting a rod in the holes of the box. The holes are labeled *E*, *F*, *G*, *H* in Fig. 1.

**Other Combinations**

There is another series of combinations that may be used as distance modifiers. The three pockets shown in the lever (Fig. 5) have a varying effect from the longest to the shortest radius of the lever. The outer pocket, *I*, will cast the longest distance, because its arc is greatest, and the inner one the shortest distance, because its arc is smallest. These conditions make variations in the former combinations. For instance, if the lever is at full tension, the stop at *F*, and the ball placed at *K*, the cast will not be so great as it would be if the ball were placed at *I*; and so on.

Another variation of conditions is formed in the use of a hard and also hollow rubber ball. Three other conditions may be obtained by the elevation of the front end of the catapult by means of a brick. Raise it to the height of a brick flat, on edge and on end.


Much experimenting is possible with all these combinations, and it is a good study for a boy. If records are made of try-outs, considerable calculations may be made. In try-outs three casts should be made, the results added and divided by three for the data record. If an operation is faulty, it should not be counted. The try-outs should all be recorded in good form for future reference.

**To Construct the Catapult**

The base *B*, Fig. 1, is 24 in. long, 3 <sup>5</sup>/<sub>8</sub> in. wide, and 1 <sup>3</sup>/<sub>4</sub> in. thick. The sides are each 15 in. long, 8 in. wide, and <sup>3</sup>/<sub>4</sub> in. thick. It is best to cut away the base for the length of the side pieces, as shown in Fig. 6, for appearance, and the front ends of the sides rounded at the top on a 1 1/2-in. radius and the back curve to correspond to the movement of the propelling lever, which has a radius of 6 1/4 in. The center of the back curve is on a line with the upper side of the base and at the bottom end of the lever.

The propelling lever *A*, Fig. 1, is 13 in. long, 2 1/4 in. wide, and 3/4 in. thick and is hinged to the base with a large strap or door hinge less than 2 in. wide. The front face of the lever, when standing in a vertical position, is 8 in. behind the front end. Three pockets 1 in. in

**CHEMISTRY!**



**DO YOU KNOW?**

Do you know how to make chemical tricks?  
 Do you know how cloth is bleached?  
 Do you know how to test soil?  
 Do you want to make invisible ink?  
 Do you know how to test flour?  
 Do you know how Chlorine Smoke and Chlorine Gas (German War Gas), is made?  
 What do you know about chemistry in general?  
 These and hundred other interesting questions are answered and demonstrated with our Chemistry Laboratory which we present herewith.

We present herewith to our friends our new E. I. Co. Chemical Laboratory which contains real chemicals and apparatus to perform real chemical experiments. This outfit is not a toy, put up merely to amuse, but a practical laboratory set with all the chemicals apparatus and reagents necessary to perform real work and to teach the beginner all the secrets of inorganic chemistry. With this outfit we give free a book containing a Treatise in Elementary Chemistry, useful data and recipes, and 100 instructive and amusing experiments.

The chemicals furnished are all technically pure and put up in appropriate wooden boxes and glass bottles, and there is a sufficient quantity to make dozens of experiments with each. The apparatus are of standard laboratory size and quality.

Altho all chemicals have nearly doubled in price, we have decided not to raise the price for this outfit for the present.

Read the list of chemicals and apparatus and look at the actual photograph of the outfit at your left. And order one today!

**44 Chemicals 18 Apparata**  
**1 Instruction Book with 100 Experiments**

**PRICE, \$5.00**

Shipping Weight, 10 Lbs.  
 Can Be Shipped by Express Only

**\$5 E. I. Co. Chemical Laboratory**

Description of the Outfit—It contains the following 44 chemicals:

- |                   |                    |                    |                    |                   |
|-------------------|--------------------|--------------------|--------------------|-------------------|
| Ammonium Chloride | Sodium Sulphite    | Zinc, Metallic     | Ferrous Sulphate   | Nickel Chloride   |
| Alum              | Manganese Dioxide  | Sodium Bicarbonate | Nickel Sulphate    | Hydrochloric Acid |
| Antimony          | Oxalic Acid        | Sodium Sulphate    | Sodium Phosphate   | Sulphuric Acid    |
| Boracic Acid      | Brimstone          | Sodium Chloride    | Zinc Carbonate     | Iodine            |
| Charcoal          | Iron Oxide         | Calcium Sulphate   | Ammonium Sulphate  | Mercury, Metallic |
| Sodium Nitrate    | Sulphate of Zinc   | Barium Chloride    | Ammonium Carbonate | Tin, Metallic     |
| Sodium Carbonate  | Magnesia Carbonate | Lead Acetate       | Ammonium Aqua      | Litmus Paper      |
| Sodium Borate     |                    |                    |                    | Ferrous Sulphide  |

**THE FOLLOWING APPARATA ARE FURNISHED:**

- |                           |                            |                   |   |
|---------------------------|----------------------------|-------------------|---|
| One Standard Washbottle   | One Delivery Tube          | One Glass Dropper | One book containing Treatise on Elementary Chemistry and 100 Chemical Experiments to be performed with this outfit. |
| One Conical Glass Measure | Six Assorted Test-Tubes    | One Spoon Measure |   |
| One Erlenmeyer Flask      | One Test-Tube Holder       | Glass Tubing      |   |
| One Glass Funnel          | Ten Sheets of Filter Paper | One Spirit Lamp   |   |

**IMMEDIATE SHIPMENTS**

**"The Livest Catalog in America"**

Our big, new electrical cyclopedia No. 19 is waiting for you. Positively the most complete Wireless and electrical catalog in print today. 228 Big Pages, 600 Illustrations, 500 Instruments and apparatus, etc. Big "Treatise on Wireless Telegraphy." 20 FREE coupons for our 160-page FREE Wireless Course in 20 lessons. FREE Cyclopedia No. 19 measures 7x5 1/2". Weight, 1/2 lb. Beautiful stiff covers. Cyclopedia sent only on receipt of 6 cents stamps to cover postage.

**ELECTRO IMPORTING CO., 229 Fulton Street, New York**

Set in solid Gold      Set in Solid Gold

**Send Your Name and We'll Send You a Lachnite**

DON'T send a penny. Just send your name and say: "Send me a Lachnite mounted in a solid gold ring on 10 days' free trial." We will send it prepaid right to your home. When it comes merely deposit \$4.75 with the postman and then wear the ring for 10 full days. If you, or if any of your friends can tell it from a diamond, send it back. But if you decide to buy it—send us \$2.50 a month until \$18.75 has been paid.

**Write Today** Send your name now. Tell us which of the solid gold rings illustrated above you wish (ladies' or men's). Be sure to send finger size.

**Harold Lachman Co., 12N. Michigan Av., Dept. 1201, Chicago**

**Deafness**



Perfect hearing is now being restored in every condition of deafness or defective hearing from causes such as Catarrhal Deafness, Relaxed or Sunken Drums, Thickened Drums, Roaring and Hissing Sounds, Perforated, Wholly or Partially Destroyed Drums, Discharge from Ears, etc.

**Wilson Common-Sense Ear Drums**

"Little Wireless Phones for the Ears" require no medicine but effectively replace what is lacking or defective in the natural ear drums. They are simple devices, which the wearer easily fits into the ears where they are invisible. Soft, safe and comfortable.

Write today for our 168 page FREE book on DEAFNESS, giving you full particulars and testimonials.

**WILSON EAR DRUM CO., Incorporated**  
 413 Inter-Southern Bldg.      LOUISVILLE, KY.

**SUPERIOR SINCE 1904**

Over 100,000 in Use  
 Mostly sold through recommendation  
**For Personal Desk or General Office**  
 It checks mental calculations  
 Buy through your stationer  
 Write for 10-day Trial Offer  
 P. E. Ganer, A. A. M. Co.  
 148 Duane St., New York

**Golden Gem PORTABLE Adding Machine \$12**

Multiples—Subtracts

Agents wanted

**PICK YOURS QUICK!**

Way Less Than Manufacturer's Price

Speak quick—for these rebuilt Underwoods are getting scarce. U. S. Govt. bought 100,000 Underwoods. Genuine Visible Underwoods at big saving. 5-Year Guarantee. Try it 10 DAYS FREE. Rent or buy. Write quick for Offer No. 77.


Typewriter Emporium, 34-36 W. Lake St., Chicago

**What 15c will bring You from the Nation's Capital**

Washington, the home of the Pathfinder, is the nerve center of civilization; history is being made at this world capital. The Pathfinder's illustrated weekly review gives you a clear, impartial and correct diagnosis of public affairs during these strenuous, epoch-making days.

The little matter of 15c in stamps or coin will bring you the Pathfinder 13 weeks on trial. The Pathfinder is an illustrated weekly, published at the Nation's center, for the Nation; a paper that prints all the news of the world and tells the truth and only the truth; now in its 26th year. This paper fills the bill without emptying the purse; it costs but \$1 a year. If you want to keep posted on what is going on in the world, at the least expense of time or money, this is your means. If you want a paper in your home which is sincere, reliable, entertaining, wholesome, the Pathfinder is yours. If you would appreciate a paper which puts everything clearly, fairly, briefly—here it is. Send 15c to show that you might like such a paper, and we will send the Pathfinder on probation 13 weeks. The 15c does not repay us, but we are glad to invest in new friends. **The Pathfinder, Box 23, Washington, D. C.**

# Big Money for Boys!



There is a wonderful opportunity right now for boys who like electricity. Thousands of men from the electrical industry have gone into the service. But their work must be done. Boys who are ambitious and will train themselves in spare time can step into good positions and get experience that will give them a real start toward success in life. Good salaries are offered with rapid promotion.

For 27 years the International Correspondence Schools have been training boys for success in electricity and over 200 other subjects. They will help you prepare right at home for a position in the line of electrical work you like best—or in any other work that appeals to you. Thousands of boys, through I. C. S. training, have stepped into fine jobs, but never were opportunities so great as now.

Let the I.C.S. help you. Choose the work you like best in the coupon below, then mark and mail it today. This doesn't obligate you in the least, and it will bring you information that may start you on a successful career. This is your chance. Don't let it slip by. Mark and mail this coupon *now*.

TEAR OUT HERE  
**INTERNATIONAL CORRESPONDENCE SCHOOLS**  
 BOX 7620, SCRANTON, PA.


Explain, without obligating me, how I can qualify for the position, or in the subject, before which I mark X.

- |  |  |
|--|--|
| <input type="checkbox"/> ELECTRICAL ENGINEER       | <input type="checkbox"/> CHEMICAL ENGINEER         |
| <input type="checkbox"/> Electrician               | <input type="checkbox"/> SALESMANSHIP              |
| <input type="checkbox"/> Electric Wiring           | <input type="checkbox"/> ADVERTISING MAN           |
| <input type="checkbox"/> Electric Lighting         | <input type="checkbox"/> Window Trimmer            |
| <input type="checkbox"/> Electric Car Running      | <input type="checkbox"/> Show Card Writer          |
| <input type="checkbox"/> Heavy Electric Traction   | <input type="checkbox"/> Outdoor Sign Painter      |
| <input type="checkbox"/> Electrical Draftsman      | <input type="checkbox"/> RAILROADER                |
| <input type="checkbox"/> Electric Machine Designer | <input type="checkbox"/> ILLUSTRATOR               |
| <input type="checkbox"/> Telegraph Expert          | <input type="checkbox"/> DESIGNER                  |
| <input type="checkbox"/> Practical Telephony       | <input type="checkbox"/> BOOKKEEPER                |
| <input type="checkbox"/> MECHANICAL ENGINEER       | <input type="checkbox"/> Stenographer and Typist   |
| <input type="checkbox"/> Mechanical Draftsman      | <input type="checkbox"/> Cert. Pub. Accountant     |
| <input type="checkbox"/> Ship Draftsman            | <input type="checkbox"/> Traffic Management        |
| <input type="checkbox"/> Machine Shop Practice     | <input type="checkbox"/> Commercial Law            |
| <input type="checkbox"/> Toolmaker                 | <input type="checkbox"/> GOOD ENGLISH              |
| <input type="checkbox"/> Gas Engineer              | <input type="checkbox"/> STATIONARY ENGINEER       |
| <input type="checkbox"/> CIVIL ENGINEER            | <input type="checkbox"/> CIVIL SERVICE             |
| <input type="checkbox"/> Surveying and Mapping     | <input type="checkbox"/> Railway Mail Clerk        |
| <input type="checkbox"/> MINE FOREMAN OR ENGR      | <input type="checkbox"/> Textile Overseer or Supt. |
| <input type="checkbox"/> ARCHITECT                 | <input type="checkbox"/> AGRICULTURE               |
| <input type="checkbox"/> Architectural Draftsman   | <input type="checkbox"/> Navigator                 |
| <input type="checkbox"/> PLUMBING AND HEATING      | <input type="checkbox"/> Poultry Raising           |
| <input type="checkbox"/> Sheet Metal Worker        | <input type="checkbox"/> Automobiles               |

Name \_\_\_\_\_  
 Present Occupation \_\_\_\_\_  
 Street and No. \_\_\_\_\_  
 City \_\_\_\_\_ State \_\_\_\_\_

diameter are cut in its front face. These pockets should be 1/2 in. deep. These may be bored with an ordinary bit, but it is better to use a spoon-bit. The center of the first pocket is 1 1/4 in. from the upper end, the second 1 1/2 in. from the first, and the third 1 1/2 in. from the second.

For the top of the box a piece of wood 3/4 in. thick and as wide as the inside measurement of the box, for



The catapult with the arm drawn back and the ball in place for throwing it

this catapult 7 in. long and 2 1/2 in. wide, is fastened in 1 in. down from the upper edges of the side pieces and 1 in. back from the front end. This makes the last stop for the propelling lever. It also carries the spring.

The spring is a very essential part of the device. It is a 1-in. closed spring 2 1/2 in. long, not including the loops at the ends. Such a spring can be purchased from a hardware store. If it is difficult to obtain a spring just the right length, one may be made from a longer length by cutting it off and turning up a loop at each end. The spring is shown in Fig. 7. The attachment must be very secure. If eye-bolts, as shown in Fig. 8, are used, there will be no future trouble. These are not always available, and a large screw-eye may be used instead. The forward bolt or screw-eye is located 1 in. back from the front end of the upper piece in the box, and in the center lengthwise. The bolt or screw-eye in the lever is placed 3 in. from the lower end.

### Method of Procedure

Since the spring loop will not reach the eyes of the bolt or screw, it must be stretched to hook in place. This is not easy to do. Make the attachment to the lever first, and then loop a strong piece of cord on the other hook and draw it through the box. Pull it to place, and with a screw-driver or other metal tool force the spring to one side, kinking it a little until the hook starts into the eye, then release the cord.

The sides of the box should be held together while boring the holes. This is done before they are nailed to the base. Be careful to bore the hole in straight, that is, at right angles to the surface of the board, boring through both in one operation. If the holes are 5/8 in. in diameter, a 5/8-in. pipe may be used for the stop. The pipe may be 6 in. long. The holes must be located so that they will be outside of the arc of the spring. To be sure of it, make the locations 1 1/4 in. from

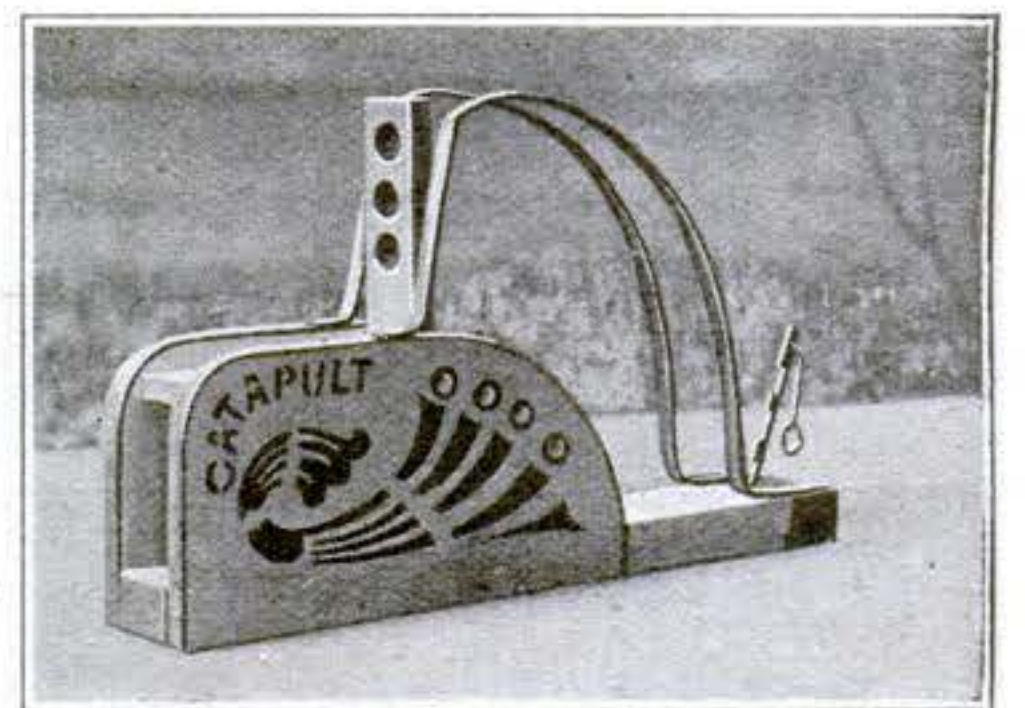
the outside edge of the semi-circle on the side pieces.

The catch and release for the lever, when drawn down, must be simple and effective. The pull on the catch should be straight up from its hinge. A piece of soft steel 7 in. long, 1/2 in. wide, and 3/32 in. thick will be found very satisfactory. A hole large enough for an 8d common nail is drilled 1/2 in. from the lower end, and a similar one 1/2 in. down from the upper end. The notches are shown in Fig. 9. These can be filed into the metal, but a quicker way is to use a hack-saw. A wire and ring (Fig. 10) are used to pull the catch back for the release of the lever.

The catch-bar is inserted in a slot that may be made in the base with a compass saw after some holes have been drilled as starters. The holes must go all the way through, especially where the catch-bar is inserted. A hole is drilled in the side of the base to the slot where the hinge is located. To locate the catch-bar, draw the propelling lever down to the base, then draw a line across the base at the end of the lever, which locates the front edge of the catch-bar. This bar should stand in a vertical position when in use. There should be a small metal bar projecting 1/8 in. over the end of the propelling lever to make a good surface for the catch. The wood will not stand the wear.

### When It Is Ready for Use

The device at this point is complete as far as casting the ball, but some careless person is apt to give the lever a hard knock if there are no guards provided. The guards shown extend to the end of the lever. They are made of flat iron. It will require



After the throw the arm stands in an upright position against the stop placed through the sides

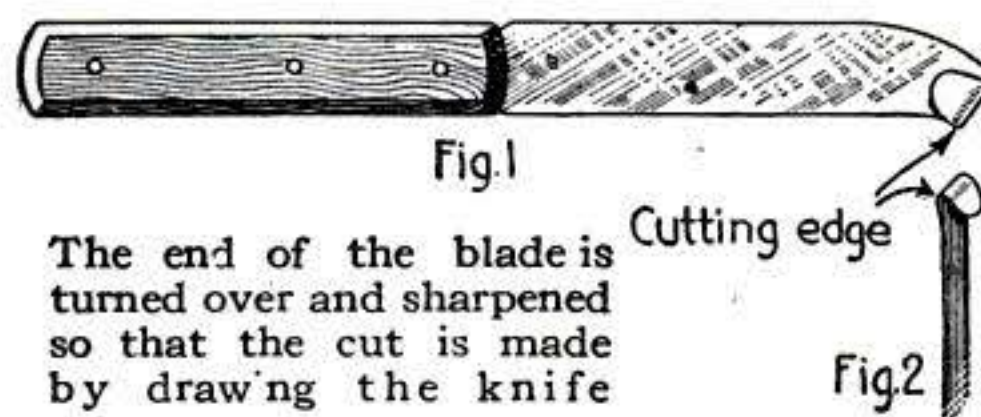
about 6 ft. of 1/2 in. metal 1/8 in. thick. Two holes in the rear and one in the front end are drilled for screws, and to have the heads flush with the surface they should be countersunk. The whole device will present a better appearance if it is well painted.

The target may have an irregular form like the walls of a castle; or it may be made up of three laths laid end to end; or a folding target may be made. One person can obtain amusement, but it is more interesting to have an opponent whose business is to lay the target at an unknown distance from the catapult and return the balls to the operator.

Each turn consists of three trials. To make a score, the balls must hit the target, frame included, before striking the ground or other object. The first hit counts 10, the second 5. With another turn the target should be moved to a new location. The game consists of ten rounds for each side, not counting repeats. If more than one person plays on a side, they take turns.

### A Combined Knife and Gouge for the Woodworker

WHILE at a Western summer hotel, one member of a party wanted some embroidery hoops, and



an old Indian was induced to make the hoops. The hoops were made as ordered, but it was the tool the Indian used to make them that excited interest.

It was a combined knife and gouge, made out of a thin-bladed kitchen knife that had been curved at the end and then bent over and sharpened all along the edge and around the bend. The knife is shown in Fig. 1, and the bent end in Fig. 2. The way to use it is shown in Fig. 3. The depth of the cut is regulated by the angle at which the knife is held.

Timbermen use similar tools for marking lumber, and the Indian may




Fig. 3. How to draw the knife over the board to gouge out and make a depression

have taken the idea from them. But the little knife he used was a most convenient tool and not difficult to make.—TUDOR JENKS.

### How to Make a Mat Surface on Aluminum

TO impart to aluminum the appearance of mat silver, this simple method will be found very satisfactory. After thoroughly cleaning the article, plunge it into a hot bath consisting of a ten per cent solution of caustic soda saturated with common salt. Permit it to remain in the prepared solution from 15 to 20 seconds, then wash and brush it. Place it in the solution again for half a minute, wash it, and dry it in sawdust.

# "See Here, Tockstein, We Need You in Our Business"

## How a Patriotic Letter Carrier Came to be Deluged with Fine Business Offers

In Fresno, California, there is a wide-awake young man named Tockstein. Until recently, he wore the blue-gray uniform of the Post Office and delivered letters for Uncle Sam. He was ambitious, and he knew that to get on he must not look for aid outside himself but within.

He had very little time and he was always very tired when he was through with his day's work. But he found a way—and that way is open to you too. The first result of his new way was that he sold 37,744 thrift stamps in one day—breaking all records—simply because he had learned a new way to do the work of three people in one short day without getting tired.

And the next result was that because of his record-breaking feat, he has had offer after offer from responsible business houses at a big increase in salary. He hasn't decided yet which to take—they are all so good. Now what he did was simple. He sent a coupon like the one at the bottom of this page for



# EMERSON COURSE IN PERSONAL EFFICIENCY

What It Has Done for Others It Can Do for You

R. S. Howland, who owns fruit groves in Florida, found that it gave him 24 hours more a week—a whole day. Suppose you had one day more a week in which to make money, or to play golf, or to run your car? R. F. Brune, a grocer of California, got \$3,000 a year extra in income and cut down his working hours. E. L. Swanson, Secretary of the Fort Pitt Chocolate Company, Inc., got a 33 1/4% raise in salary. E. Q. Cannon, President of the Salt Lake Stamp Company, learned how to quit before quitting time. And so it goes with 25,000 men all over the United States. What you get out of efficiency is what you want to get—whether it is leisure, health, money, or peace of mind—that thing you find in it.

Harrington Emerson has applied these principles to over 200 factories, railroads, and other organizations. They are studied by efficiency engineers in America, in England, in France, and in other countries who have learned them from Emerson.

Every day that you work wrong is a day taken out of your future success. Send the coupon today. It costs you nothing and may mean the doorway to a great new future for you.

P. S-M 1-19

## This Book—20 Chapters—In Colors—FREE Illustrated

Send for this book. It tells you how to take "A Short Cut to Success." Some of the Chapters: What is Efficiency? For whom is Efficiency? How you are taught Efficiency. Are you ear-minded or eye-minded? Most failures are due to guess-work. You use only half your power. To what do some men owe their success?

**Send This Coupon** It costs you nothing. It will be a big step ahead and put you on the road to leisure and success. It will give you a wider view of your business. This Course is not an expense. It isn't even an investment for future returns. It pays for itself with the first page of the first lesson.

Send for this free book now and start on a new and sure road

REVIEW OF REVIEWS CO.  
30 IRVING PLACE, NEW YORK



REVIEW OF REVIEWS CO.  
30 Irving Place  
New York

Send me particulars about your course in Efficiency and Story of Emerson, and your free book, "A Short Cut to Success." This puts me under no obligation.

Name .....

Address .....

Occupation .....

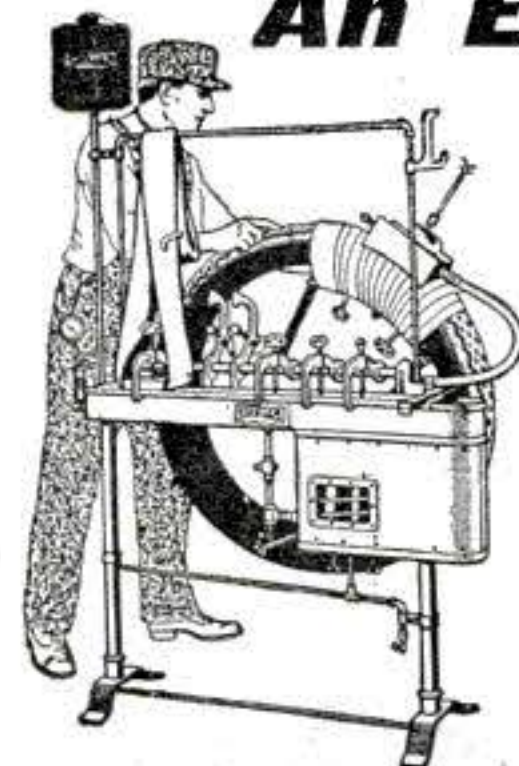
## ELECTRICITY MADE SIMPLE

A book devoid of technicalities. Simple, plain and understandable. \$1.00 Postpaid. Popular Science Monthly, 225 W. 39th St., New York

## ARMATURE AND MAGNET WINDING

By Horstmann & Tousley. A necessary book for Electricians. Full facts and diagrams, \$1.50 postpaid. Popular Science Monthly, 225 W. 39th St., New York

## An Easy Way to Make Money



Don't be content to plod along on a small salary. Be Independent. Go in the tire repairing business and make \$60 or more a week. One man made \$45 the first day he received his outfit. Others are making \$25 a day and hundreds of wide-awake men are making \$200 to \$500 a month.

No experience needed. We teach you how. Very little capital required. But slight risk, as every car owner in your town is a possible customer. Jobs are plentiful because tires blow out and puncture every day.

## SHALER Tire Repair Outfit, \$70

will do as much and as perfect work as the big \$250 to \$500 vulcanizing outfits. A boy can vulcanize perfectly with this simple machine. It's the only vulcanizer that has Automatic Heat Control. It must vulcanize just right. It can't undercure or overcure a tire. Requires no watching or regulating. You can learn to do expert tire vulcanizing in half an hour with the Shaler.

WRITE FOR FREE BOOK "HOW TO OPEN A TIRE REPAIR SHOP" and complete Catalog, which gives full information.

WRITE QUICK BEFORE SOME HUSTLER GETS AHEAD OF YOU.

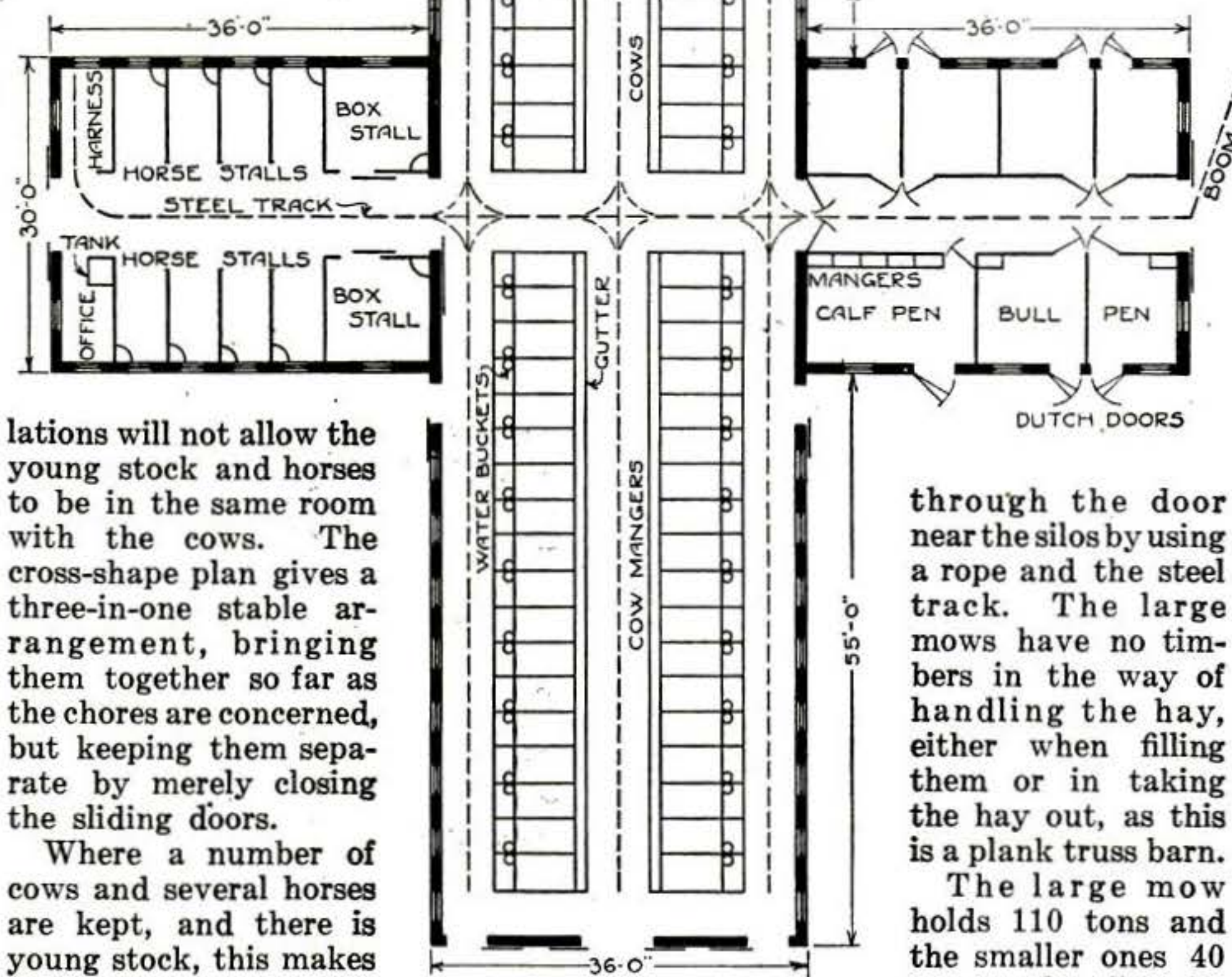
C. A. SHALER CO., 2100 Fourth Street, WAUPUN, WIS.

# A Combination Stock Barn Under One Roof

THE principal building on a farm may be a combined cow, horse, and calf barn, as illustrated. It is laid out in the form of a cross; not that this is the most economical shape to build, but it costs less than separate buildings. There are other good reasons for this shape. Having so much of his work under one roof saves much labor for the farmer. In some States the dairy regu-

loaded on the wagon or spreader either in the barn or outside.

The mow floor plan shows how the hay is put down through chutes at points where it is most convenient for feeding all the stock. The large grain-bins have spouts in the corners near the wings, so that the grain may be delivered close to where it is fed. It is taken up



lations will not allow the young stock and horses to be in the same room with the cows. The cross-shape plan gives a three-in-one stable arrangement, bringing them together so far as the chores are concerned, but keeping them separate by merely closing the sliding doors.

Where a number of cows and several horses are kept, and there is young stock, this makes an ideal arrangement for housing them and for storing hay for feed. There are driveways each way through the barn, and yet none of the space is wasted. There are steel tracks to carry the ensilage and the manure, which may be put in the yard by means of the swing boom, or

The cross-shape has its advantages for making a combination stock barn

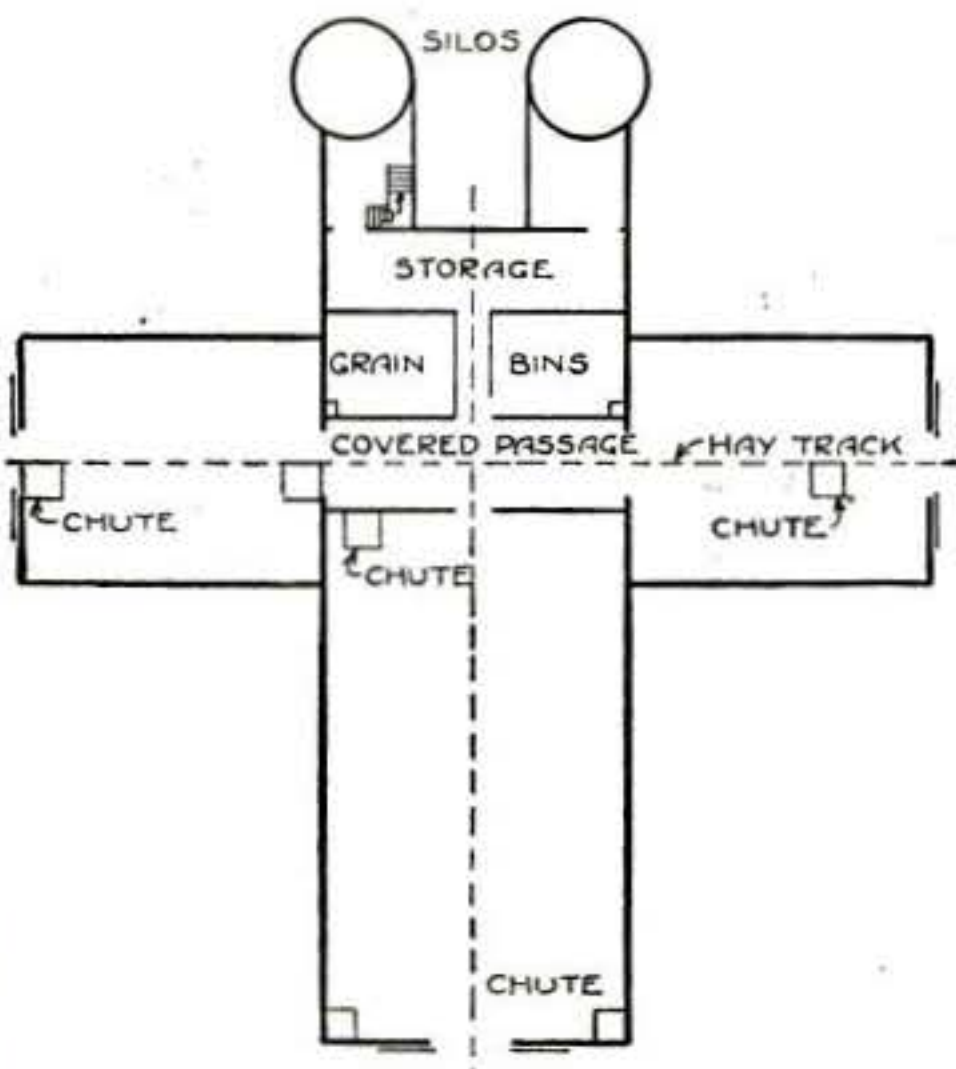
through the door near the silos by using a rope and the steel track. The large mows have no timbers in the way of handling the hay, either when filling them or in taking the hay out, as this is a plank truss barn.

The large mow holds 110 tons and the smaller ones 40 tons each. By the covered passageway the center of the mows may be reached

even when the large ones are full to the peak over the passage and grain-bins, as well as over the cows.

As there is only one way to enter the mow through the feed-room of one silo, the upper part may be locked by fastening one door. There is a water-tank in the horse stable, and water-buckets for the cows; and water may be piped to the stock pens.

The track in the horse stable runs into the harness-room, and a carrier can be arranged on which the heavy harness may be hung and all shoved back out of the way.—JOHN UPTON.



Plan of the mow for storing the hay and the location of the grain-bins

## Renovating and Restoring Luster on Aluminum Ware

DISCOLORATIONS may be removed from aluminum ware and the original luster restored if the following directions are carried out. Wash the discolored pieces in a solution composed of 30 parts of borax dissolved in 1000 parts of water, adding a few drops of ammonia, and then drying them thoroughly.



## HIGH SCHOOL COURSE IN TWO YEARS

**YOU ARE BADLY HANDICAPPED** if you lack High School training. You cannot attain business or social prominence. You are barred from a successful business career, from the leading professions, from well-paid civil service jobs, from teaching and college entrance. In fact, employers of practically all worth-while positions demand High School training. You can't hope to succeed in the face of this handicap. But you can remove it. Let the American School help you.

**FIT YOURSELF FOR A BIG FUTURE** This Course, which has been prepared by some of America's leading professors, will broaden your mind, and make you keen, alert and capable. It is complete, simplified and up-to-date. It covers all subjects given in a resident school and meets all requirements of a High School training. From the first lesson to the last you are carefully examined and coached.

### USE SPARE TIME ONLY

Most people idle away fifty hours a week. Probably you do. Use only one-fifth of your wasted hours for study and you can remove your present handicap within two years. You will enjoy the lessons and the knowledge you will gain will well repay the time spent in study.

### TAKE 10 LESSONS FREE

So that you may see for yourself how thorough and complete our training is. We invite you to take ten lessons in the High School Course—or any Course of specialized training in the Coupon below—before deciding whether you wish to continue. If you are not then satisfied you are not out one cent. We absolutely guarantee satisfaction. On that basis you owe it to yourself to make this test. Check and mail the coupon NOW for full particulars and Free Bulletin.

**AMERICAN SCHOOL OF CORRESPONDENCE**  
Dept. H-1201 Chicago, Illinois

TRAINING—THE KEY TO SUCCESS

Please explain how I can qualify for the position marked X

- |                                |                                 |
|--------------------------------|---------------------------------|
| .....High School Graduate      | .....Lawyer                     |
| .....Electrical Engineer       | .....Business Manager           |
| .....Elec. Light & Power Supt. | .....Certified Pub. Accountant  |
| .....Hydroelectric Engineer    | .....Accountant and Auditor     |
| .....Telephone Engineer        | .....Bookkeeper                 |
| .....Telegraph Engineer        | .....Stenographer               |
| .....Wireless Operator         | .....Fire Insurance Expert      |
| .....Architect                 | .....Sanitary Engineer          |
| .....Building Contractor       | .....Master Plumber             |
| .....Civil Engineer            | .....Heating and Vent. Engineer |
| .....Structural Engineer       | .....Automobile Engineer        |
| .....Mechanical Engineer       | .....Automobile Repairman       |
| .....Shop Superintendent       | .....Airplane Mechanic          |
| .....Steam Engineer            | .....General Education Course   |
| .....Draftsman and Designer    | .....Common School Branches     |

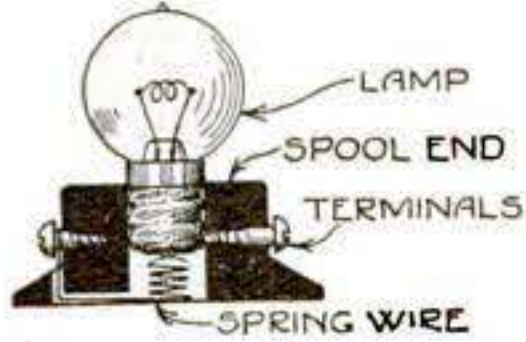
Name \_\_\_\_\_

Address \_\_\_\_\_



### A Simple Base for a Small Battery Lamp

AS it is often desirable to use small battery lamps when no base is procurable, a temporary base can be easily and quickly made.



A spool end is used for a miniature lamp base

Saw a common spool in half, and ream out the hole until it will thread in the base of the lamp. A small screw in the side of the spool serves as one terminal. The other consists of a spiral wire extending up in the bottom of the hole and attached to a screw in the opposite side of the spool. The construction of this small battery lamp can be readily seen in the illustration.—L. B. ROBBINS.


### Sliding Resistances Made in a Solution with Zinc Plates

IT is essential in some experiments to have a varying resistance in the electrical circuit by a gradual, continuous process, and not by steps. There are two convenient forms of sliding resistances. One is a long resistance wire stretched backward and forward across a square wooden frame. Contact can be made at any point by a suitable sliding binding-post.

The other consists of a tall vertical cylinder of glass containing a concentrated solution of zinc sulphate, and having as electrodes at the top and bottom two zinc plates, one of which is movable up and down and can be held at any desired point by a suitable clamp.—PETER J. M. CLUTE.

### Clips to Carry Policeman's Club on Motorcycle Handle-Bar

A NEW YORK motorcycle policeman has invented a very useful device for holding his club on the handle-bar of his machine. The de-



The clips on the handle-bar makes a convenient place for carrying the policeman's club

vice consists of two clamps fastened to the arms of the handle-bar. The club is easily slipped into the clips, and the spring in the metal holds it solidly in place.

The club is in a handy place, and can be taken up quickly whenever it is necessary to use the club.—PETER P. LEMBO.

# Make Your Mind a File—Not a Pile—Stop Forgetting

By Prof. Henry Dickson



PROF. HENRY DICKSON, America's foremost authority on Memory Training and Principal of the Dickson Memory School, Hearst Bldg., Chicago.

IS your mind like a scrap pile—heaped up with a lot of unrelated, unclassified, unindexed facts? When you want to remember a name, place or date, must you grope uncertainly in this mixed-up pile seeking in vain to locate the desired information? And finally, in embarrassment, give it up? Summoned on any occasion to give facts and figures—does

your mind become a blank? When suddenly called upon to speak—do you seek wildly to collect your thoughts—utter a few commonplace remarks—and sit down—humiliated? Without Memory, all the knowledge in the world becomes worthless. "Stop Forgetting" makes your mind a file—not a pile.

your mind become a blank? When suddenly called upon to speak—do you seek wildly to collect your thoughts—utter a few commonplace remarks—and sit down—humiliated? Without Memory, all the knowledge in the world becomes worthless. "Stop Forgetting" makes your mind a file—not a pile.

I CAN MAKE YOUR MIND AS SYSTEMATIC AND FORGET-PROOF AS A CARD INDEX FILE



The average mind resembles a scrap pile.

—master of your mind's infinite ramifications—instead of a victim of its disordered details. My course of Memory Training perfected by 20 years' experience, is universally recognized as the most thorough, practical and simplest system of its kind now before the public. My system so thoroughly trains the memory that you will be able to


classify impressions, ideas, names, facts and arguments and have them ready at a moment's notice. It develops concentration—overcomes self-consciousness,



bashfulness—enables you to address an audience intelligently without notes.

#### IMPORTANT NOW

No time has been more opportune than the present to train the memory and the powers of concentration. The soldier needs this training to help him to master quickly the multitude of technical instructions which are part of his military discipline. The man who remains at home needs this training because business from now on will be more intensive than ever before. Every man in every place will find a reliable, efficient memory an asset of the utmost value. Whatever may be your position, send now for information.




The Dickson Trained mind is as well ordered as a cross-indexed file.

#### DICKSON MEMORY TRAINING HAS HELPED THOUSANDS

Mail coupon or send postal for statements from students who had exceedingly poor memories and developed them to perfection—and men with remarkably good memories, who made them even better. Give me 10 minutes daily, and I will make your mind an infallible classified index, from which you can instantly select facts, figures, names, faces, arguments. Perfect your memory and you can command what salary you will.

SPECIAL OFFER ON "HOW TO SPEAK IN PUBLIC"; This de luxe, handsomely illustrated, richly bound book—regularly priced at \$2—free to every student who enrolls. The book will train you to think on your feet—to express yourself clearly, logically and convincingly, whether talking to one person or a thousand.



#### GET MY BOOK ON "HOW TO REMEMBER"

Simply send your name and address on the coupon or postal for this remarkable book. I will also send you a free copy of my unique copyrighted Memory Test.

Prof. Henry Dickson, Principal Dickson School of Memory 1929 Hearst Building, Chicago, Ill.

Send me your Free Book "How to Remember," also particulars how to obtain a free copy of Dickson's "How to Speak in Public," also Memory Test free.

NAME \_\_\_\_\_  
STREET \_\_\_\_\_  
CITY \_\_\_\_\_ STATE \_\_\_\_\_



**FREE \$20**  
Violin, Hawaiian Guitar Ukulele, Guitar, Mandolin, Cornet or Banjo

Wonderful new system of teaching note music by mail. To first pupils in each locality, we'll give a \$20 superb Violin, Mandolin, Ukulele, Guitar, Hawaiian Guitar, Cornet or Banjo absolutely free. Very small charge for lessons only expense. We guarantee success or no charge. Complete outfit free. Write at once—no obligation. SLINGERLAND SCHOOL OF MUSIC, Dept. 402, CHICAGO, ILL.

### Build Your Own PHONOGRAPH

It's Easy With Our Help

A few hours interesting work saves many dollars and gives you a machine exactly to suit your ideals. We furnish motors, tone arms, case material, blue prints and full instructions. Plays any record. You can make fine profit building phonographs for your friends.

Write Today for Our Free Blue Print Offer

CHORALEON CO. 601 Monger Bldg., Elkhart, Ind.



SAVE OVER HALF



### Red Seal Dry Batteries Are Guaranteed

to give absolute satisfaction for Automobiles, Motor Boats, Gas or Gasoline Engine Ignition, Medical Batteries, Telephone, Door Bells, Annunciators, Wireless Apparatus or any other open circuit work.

ASK YOUR DEALER

### Send for Our New Edition of Our Catalog A28

It will be pocket size, 8 x 4 1/2 and will contain 248 pages with over 1,100 illustrations, describing in plain, clear language all about Bells, Push Buttons, Batteries, Telephone and Telegraph Material, Electric Toys, Burglar and Fire Alarm Contrivances, Electric Call Bells, Electric Alarm Clocks, Medical Batteries, Motor Boat Horns, Electrically Heated Apparatus, Battery Connectors, Switches, Battery Gauges, Wireless Telegraph Instruments, Ignition Supplies, etc.



MANHATTAN ELECTRICAL SUPPLY COMPANY, Inc. NEW YORK, 17 Park Place CHICAGO, 114 So. Wells St. ST. LOUIS, 1106 Pine St. SAN FRANCISCO, 604 Mission St.

# BROWN'S BRONCHIAL TROCHES

**S**ORE throat, coughing, hoarseness, loss of voice, bronchial and asthmatic troubles are quickly relieved with Brown's Bronchial Troches.

Not a confection but a genuine remedy with seventy years of success back of it. Contain no opiates or other harmful ingredients, hence are especially fine for adults and children.

May be carried in vanity case or vest pocket.

Four sizes, 15c, 35c, 75c & \$1.25 at all druggists.

John I. Brown & Son  
Boston, Mass.

Safe  
Handy  
Dependable



## MAKE YOUR BIKE A MOTORCYCLE

at a small cost, by using our attachable outfit. Fits any Bicycle. Easily attached. No special tools required.



### "Used His Four Years"

Harry A. Hyatt, of Boreas River, New York, writes: "About four years ago I received my motor attachment, and wish to say that I am satisfied with it in every way, for it has certainly given me good service. Anyone wanting a motorcycle or attachment, I would recommend them to the Shaw Manufacturing Co."

**FREE BOOK** Write today for bargain list and free booklet, fully describing the SHAW Bicycle Motor Attachment. Motorcycles all makes, new and second-hand, \$35.00 up.

**SHAW MANUFACTURING CO.**  
Dept. 169 GALESBURG, KANSAS

## "I Would Not Part with it for \$10,000"

So writes an enthusiastic, grateful customer. In like manner testify over 100,000 people who have worn it. Conserve your body and life first.

### The Natural Body Brace

Overcomes WEAKNESS and ORGANIC AILMENTS of WOMEN and MEN. Develops erect, graceful figure.

Brings restful relief, comfort, ability to do things, health and strength.



For Children Also

#### Wear It 30 Days Free at Our Expense

Does away with the strain and pain of standing and walking; replaces and supports misplaced internal organs; reduces enlarged abdomen; straightens and strengthens the back; corrects stooping shoulders; develops lungs, chest and bust; relieves backache, curvatures, nervousness, ruptures, constipation. Comfortable and easy to wear.


#### Keep Yourself Fit

Write today for illustrated booklet, measurement blank, etc., and read our very liberal proposition.

**HOWARD C. RASH, Pres.**  
NATURAL BODY BRACE CO., 241 Rash Building, SALINA, KANSAS

## AGENTS Only One in the World KEROSENE (Coal Oil) BURNER

Make any stove a gas-stove. Burns just like gas. Cheapest fuel known. Wonderful labor saver. Safe. No kindling to cut—no coal to carry—no ashes to empty. Everybody delighted with it. The high price and scarcity of coal makes this burner sell everywhere. Agents just coming money. Write for agency. **Thomas Burner Co., 847 Gay St., Dayton, Ohio.**



## How to Make a Half-Model Battleship

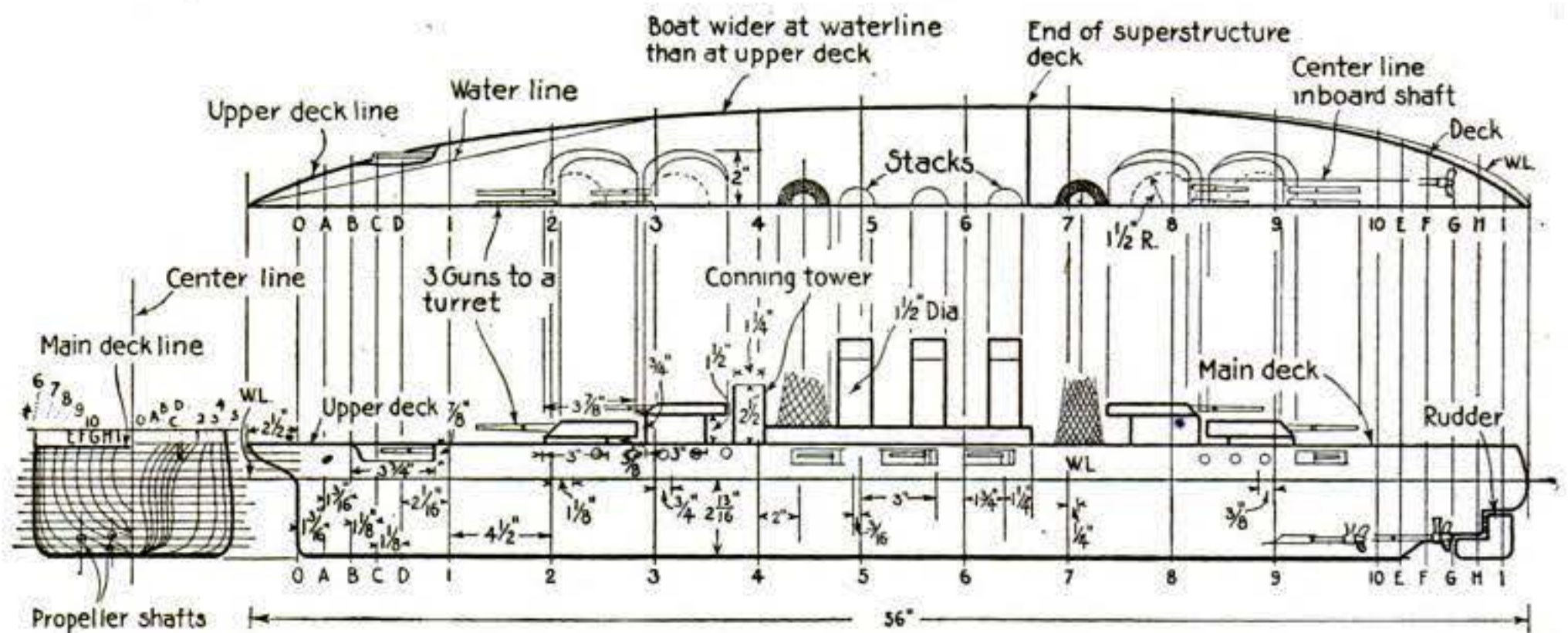
Plans and the way of cutting out the blocks to make a relief half-model battleship

By Joseph Brinker

**H**ERE you are, boys. The illustrations will give you all the information you need to know how to make a half model of one of the most modern battleships. All that you will need are wood, glue, paint, some tools, and a desire to have a model that will be an excellent ornament for your den.

When you read of the patrol work Uncle Sam's great overseas fleet is performing in the North Sea, and of

somewhat similar to those used in our navy. This is not an exact copy of the United States ships, since the plans of all navy vessels must be kept secret so that enemies may not obtain any information that will be of assistance to them. Nevertheless, the boat shown is modern in every respect, formed to give great speed, and long enough to give the necessary displacement for carrying the largest gun battery now



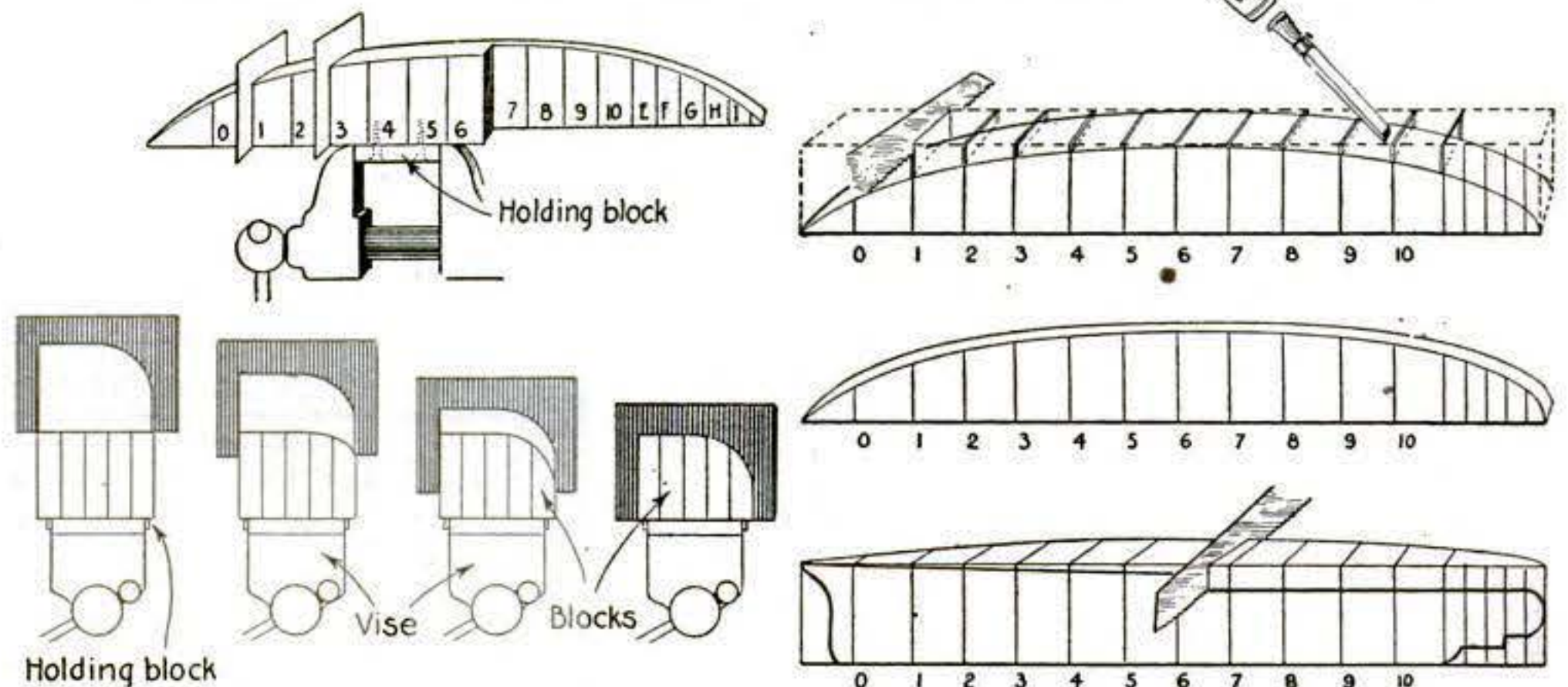
The section of the midship, showing how to lay out the different curves from stem to stern by the letters and figures representing the cross-section location on the elevation view

perhaps some big sea battle which our sailors and those of the Allied navies staged sometime before the Kaiser acknowledged that he was beaten for good, think how proud you will be if you can show your friends a fine model of the type of super-dreadnaught which played the most important part in the fight.

The illustrations show a super-dreadnaught of the battle-cruiser type,

afloat, twelve 14- to 16-in. guns, three each in four turrets located on the ship's center-line, two forward and two aft.

The position of the basket-masks, the conning-tower, and the smokestacks are given, together with the position of the secondary battery below the main-deck and the contour of a typical bow and stern, with the location of two of the four propel-



Cardboard cut from the cross-sections, as shown on the next page, are used to shape the block of wood; indicating the method of sawing and cutting waste material

### Build Your Own Grandfather's Clock

*with our help*

We furnish blue prints, finishing material and instructions. Buy the works, dial, weights and pendulum from us at surprisingly low prices. You make a fine profit building artistic clocks for your friends.

Complete Works \$5.00  
Others with chimes at all prices


Ask for attractive Free Offer

**CLOCK COMPANY**  
1663 Ruffner St.  
Philadelphia, Pa.



### Genuine Armstrong Stocks and Dies

*Have You a Set in Your Kit?*



Some of the advantages of Genuine ARMSTRONG Stocks and Dies:  
They can be adjusted to the variations in the size of fittings.  
Results are accomplished with less work and time.  
The Dies are interchangeable in the stocks and they can be sharpened without drawing the temper.  
Our catalog tells the rest of this interesting story; send for it *to-day*.

**THE ARMSTRONG MFG. CO.**  
337 Knowlton Street - Bridgeport, Conn.

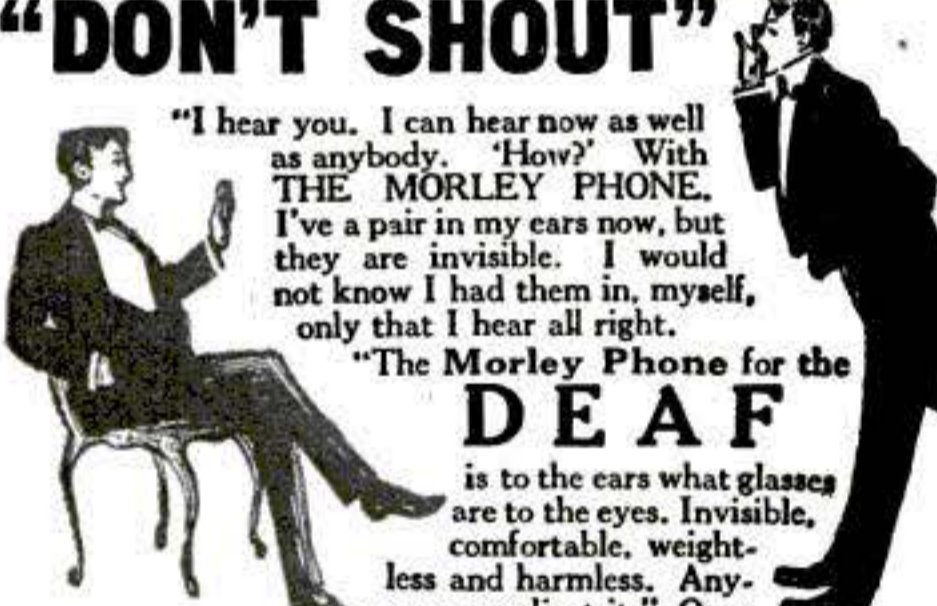
### "DON'T SHOUT"

"I hear you. I can hear now as well as anybody. 'How?' With THE MORLEY PHONE. I've a pair in my ears now, but they are invisible. I would not know I had them in, myself, only that I hear all right."

**"The Morley Phone for the DEAF"**

is to the ears what glasses are to the eyes. Invisible, comfortable, weightless and harmless. Any one can adjust it." Over one hundred thousand sold. Write for booklet and testimonials.

**THE MORLEY CO., Dept. 797, Perry Bldg., Phila.**



### Red or Black "Vulcan" Ink Pencils

The ONLY perfect, non-leakable ink pencils at moderate prices.

Two Sizes—  
4 1/4 and 5 1/2 inches. Extra Size—  
8 inches (black only) \$1.50.  
Your name in gold inlay—\$.35.  
FREE—Liberal supply of ink with retail orders. Agents wanted. Big profits

Order today. **\$1.25**


**J. L. ULLRICH & CO., 27 Thames St., New York**



### Print Your Own

cards, circulars, labels, tags, menus book, paper. Press \$6. Larger \$20. Job Press \$85 up. CUTS EXPENSES IN HALF. SMALL OUTLAY. Pays for itself in short time. Will last for years. Easy to use, printed rules sent. Print for others. BIG PROFIT. Write factory TODAY for press catalog, TYPE, cards, paper.

**EXCELSIOR** THE PRESS CO., D-33, Meriden, Conn.



### LEARN TELEGRAPHY

at home in shortest possible time, Morse or Wireless. **OMNIGRAPH AUTOMATIC TRANSMITTER**, connected with Sounder or Buzzer, sends you messages at any speed, just as expert operator would. Adopted by U. S. Govt. 6 styles. Catalog free.

**OMNIGRAPH MFG. CO.**  
39-H Cortlandt St., New York



### YOU CAN'T LOSE PEN or PENCIL

Get this UP-TO-DATE combination clasp and yearly calendar. Prevents loss of pen or pencil. Saves 30%. Best thing out. Good stationers or from us—15c.

State for Pen or Pencil

**ARGUS MFG. CO., Dept. A.**  
402-406 N. Paulina St., CHICAGO, ILL.

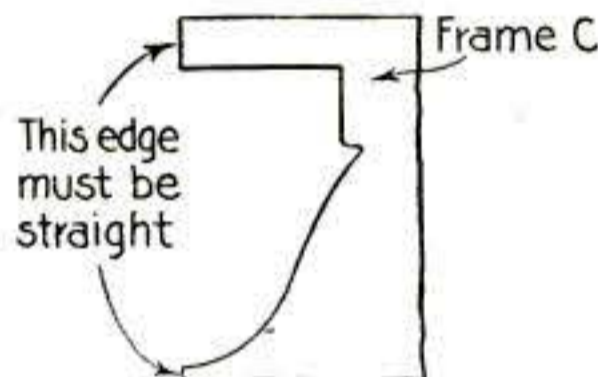
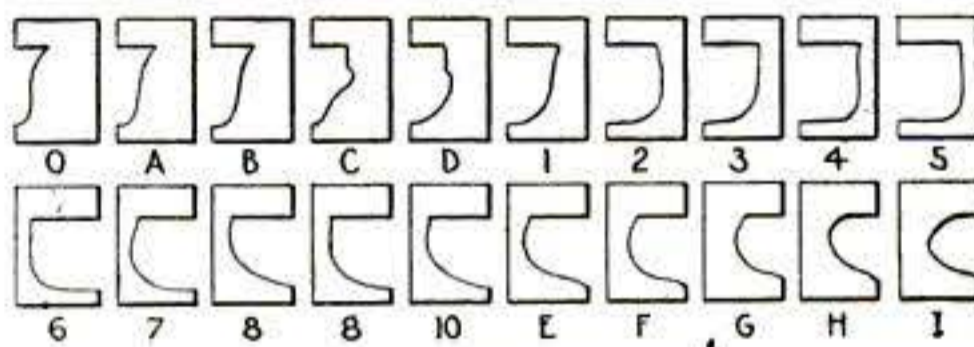
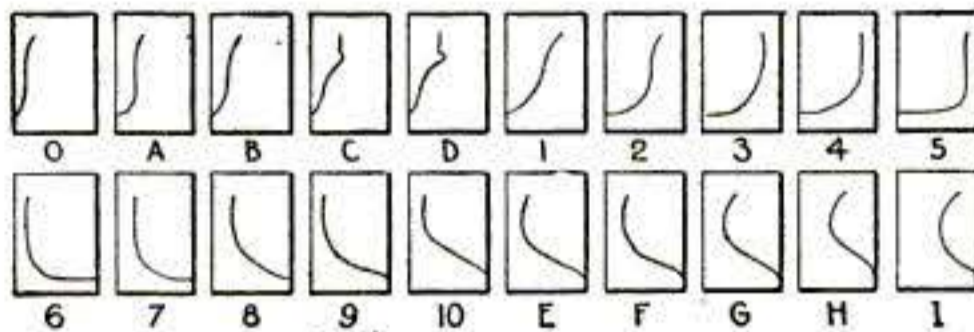


Send stamps or coin



**Arithmetic of Electricity**—A practical treatise on electrical calculations of all kinds reduced to a series of rules. \$1.00 Postpaid. Popular Science Monthly, 225 West 39th St., New York.

lers which drive the vessel at a speed of close to twenty-five knots an hour.

In general, the model is 56 in. long over all, about 4 1/2 in. wide, and about 10 in. high from the bottom of the keel



The block of wood as it is marked with location figures and the cardboard forms

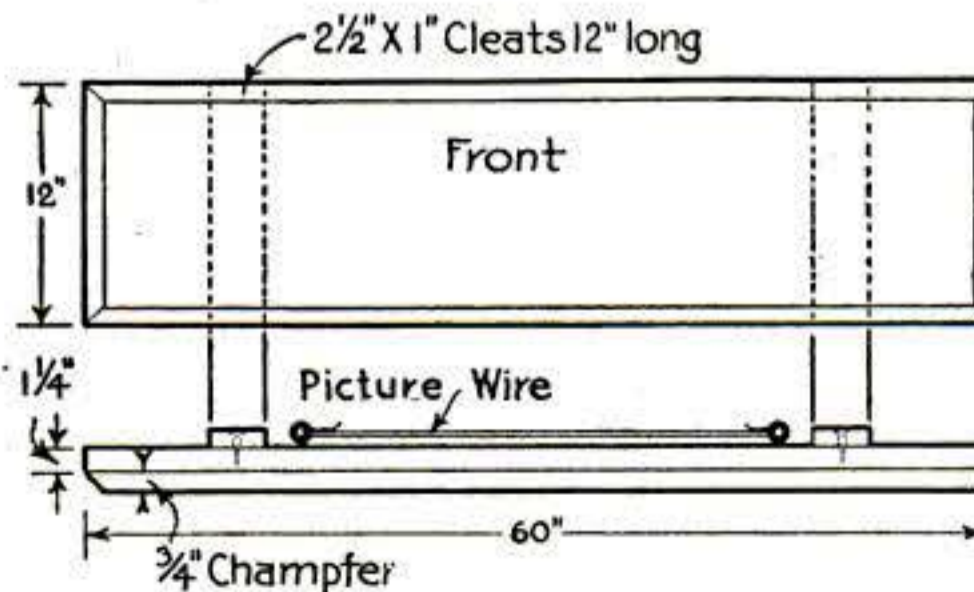
to the top of the smokestacks. It gives a true form of half of the ship, and should be mounted on a painted backboard about 60 in. long and 12 in.



Manner of gluing several pieces of wood together to make a large block for the model

high. This size enables the maker to embellish the boat with miniature guns, anchors, flags, and even lifeboats if desired.

The model is made of pine, since that is the cheapest and easiest to work



Size of the base for mounting the model and the way the wires are attached for hanging it

with. It is glued together as indicated to form a solid block, out of which the shape is cut with a chisel, and then smoothed with sandpaper.

To be made realistic, the portion under the water-line may be painted a bright red and all above the water-line war gray.

## When Machines "Come Across"


Your machines haven't brains to develop the capacity that is in them, but a Veeder Counter supplies a sort of watchful intelligence which makes them produce to their *utmost*.

A Veeder allows no idling or marking time; it marks up the proper production-rate for a machine and remains to watch out that nothing less goes!

A Veeder registers *results* as expressed in *output*, and that is why you can tell the practical value of a machine, and the most productive use of a machine, by the records of


## Veeder COUNTERS

The small Revolution Counter below registers one for a revolution of



a shaft, recording a machine operation. The mechanism of this counter will stand a very high rate of speed, making it especially suitable for many types of small machines, and most adaptable for experimental work. Will subtract if run backward. Price, \$1.75.

The Set-Back Rotary Ratchet Counter below is for larger machines, such as punch presses and metal-stamping machines, where a reciprocating movement marks an operation. Registers one for each throw of the lever, and sets back to zero by turning knob once round. Supplied with from four to ten figure-wheels, as required. Price, with four figure-wheels, \$10. (subject to discount). Equipped with lock and keys to prevent tampering by machine operators, \$1.50 extra.



*There's a Veeder Counter just fitted for the machine you have in mind. If it's not shown here you'll find it in the Veeder booklet. Write for copy.*

**The Veeder Mfg.**  
44 Sargeant St.,

# FOR THE MAN WHO CARRIES TOOLS



## This Handsome, Substantial Harness-Leather TOOL BAG

Combines all the good features of the various common leather bags. Strongly built for rough usage. Bottom is three ply and steel studded. Has saw and bit holder, hand strap and shoulder strap with pad. A mighty good all around tool bag. Six sizes ranging from 14 x 8 inches to 24 x 8 inches. Show this ad to your dealer and insist on the genuine KLEIN tool bag, or write us.

Our Illustrated Tool Catalog sent you Postpaid on Request.


MATHIAS KLEIN & SONS, Mfrs., Canal Sta. 3, Chicago

**BATTERY CHARGING PAYS BIG PROFITS**

No special electrical or mechanical experience necessary. Anyone can operate HB equipment. Requires little attention and no extra help. Many HB owners are clearing **\$100 to \$150 Extra Profit Every Month** Some even more than this. You can make big profits too. This HB 500 watt Charger recharges 1 to 7 auto storage batteries at once, with current cost of only 12c to 15c per battery. Autoist pays 75c to \$1.50. Big profits quickly made.

**\$15 Puts This Money-Maker in Your Garage**  
Balance in 9 monthly payments of \$20 each, which earnings should easily pay, with good profit besides. Write for full particulars, or send \$15 first payment with trial order and get charger at once. Under absolute money-back guarantee, you run no risk in ordering from this ad. Delay simply means lost profits. Write or wire today

**HOBART BROTHERS COMPANY**  
Box 51, Troy, Ohio



## Tool Cases

For Machinists and Tool Makers, none better; seventeen styles. Quartered oak and covered. Ask for booklet

**"Built for Service."**

**The Pilliod Lumber Co.**  
Swanton, Ohio

**Bartlett DROP-FORGED Snips \$2.40 to \$5.50**  
Compound Lever

Used by U. S. Government. Made for hardest service. Highly tempered crucible steel, drop forged. Cuts keen. Holds the edge. Cuts 18-gauge metal at point easily—cutting power three times that of ordinary straight snip. For sale by dealers or sent postpaid in U. S. at these prices:

7-in., stamped	\$1.80
8-in., forged	2.40
10-in.	3.60
12-in.	4.80
14-in.	5.50

FOLDER ON REQUEST  
**BARTLETT MFG. CO., 31 East Lafayette Ave., Detroit, Mich.**

### THE MIDGET SLIDE RULE

will add, subtract, multiply, divide; solve problems involving even and uneven roots and powers. Also gives the logarithms of numbers and the Sines and Cosines, Tangents and Cotangents of all angles. Its operation is very simple; quickly solves any mathematical problem. Durable made of metal. Adapted for shop and office use. Fits the pocket, 3 1/4 inches in diameter.

Price with instructions, \$1.00.  
Your money back if you are not satisfied.  
**Gilson Slide Rule Co., Niles, Mich.**

## TOOL CASES

for  
Machinists and Toolmakers

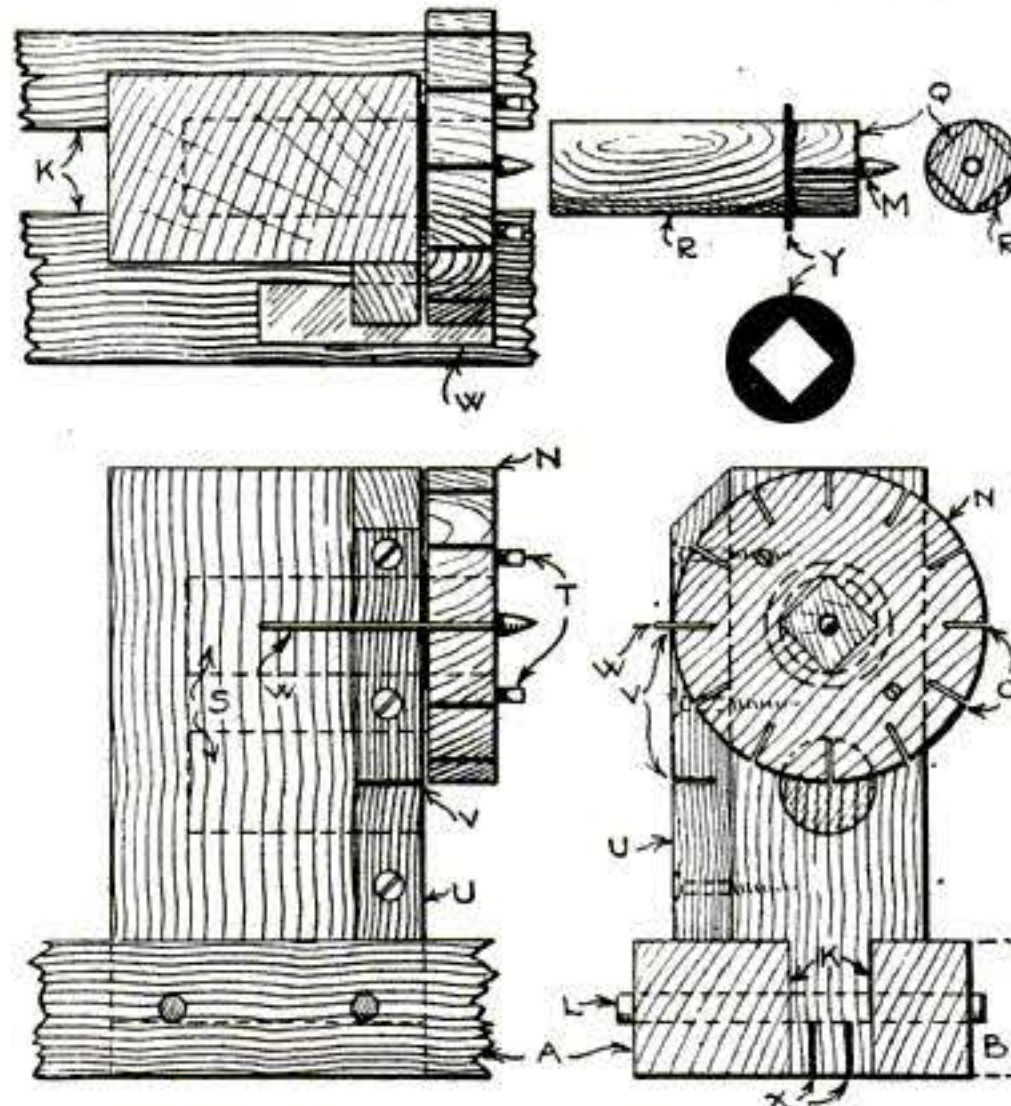
Booklet showing the most practical selections on the market, from factory and you or refund

**Hartford, Conn.**  
**W. B. Co.**  
Ohio

## Index for Fluting Columns on a Shaping Machine

THE fluting or beading of a column or a table leg is apparently a simple piece of work, but it requires a device like this to do it economically and accurately. Work of this sort is usually done on a shaper, and an index similar to the one illustrated is a necessity in a shop that does miscellaneous work.

The base *A* may be made in any



An index head for mounting on a fluting machine to space the flutes on the circumference

length, but 6 ft. will allow a column 4 1/2 ft. long to be handled between centers. It should be made of straight, well seasoned wood cut away at *B* to permit the shaper head to run close to the edge of the base. The head of the index *C* consists of a threaded block mortised into the base and pinned as shown at *D*. It is plain that the lower the center of the column and the lower the cutter is set on the head, the less vibration there will be on the work and the results will be more satisfactory; but the capacity of the index will be greater if there are two centers instead of one, so that columns of different diameters can be fluted.

The screw at *E* should be not less than 1 in. in diameter, or it may not be rigid if it projects more than 2 in. from the head to reach the column at *F*. A stout spur center at *G* may be made by turning in a screw and filing it to a point. If the screw *E* is loose enough to turn easily, it may turn back as the work proceeds; but this may be prevented by boring a hole at *H* and driving in a wedge-shaped pin, so that it will bear on the screw.

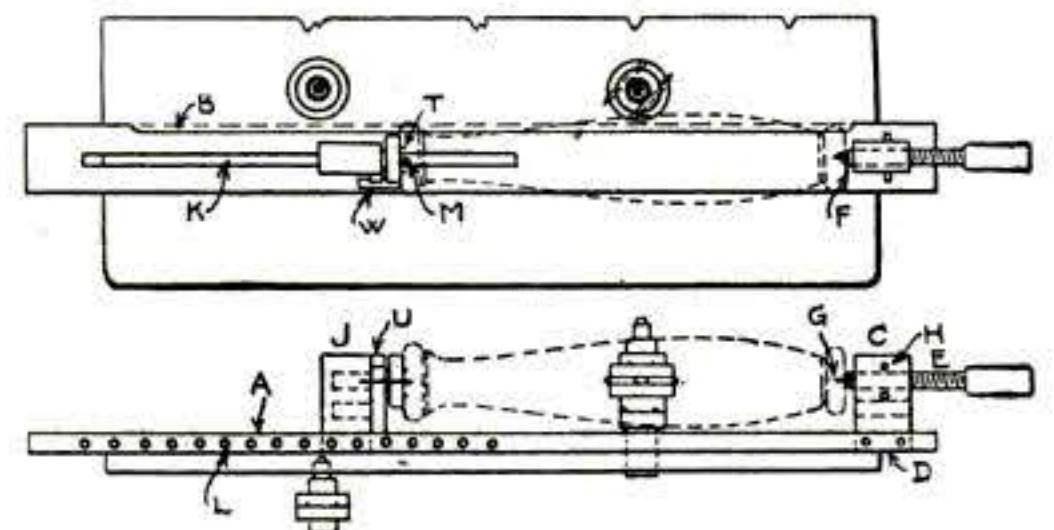
The essential mechanism of the device is the traveler *J*, which slides in the groove *K* of the base and is adjustable to different lengths. It is held in place with pins at *L*. The spur center *M* must exactly coincide with that of the head. The indispensable part of the index is the plate *N*, which consists of a piece of hard wood, or, better still, a piece of veneer. The edges must be scored with slots spaced accurately on the outside as at *O*.

A plate may be made for each number of cuts desired, regardless of the diameter of the column, but one may be used for different spacings. For

instance, a plate with twenty-four scores or saw kerfs in its edge will index any column that requires in its circumference 2, 3, 4, 6, 8, 12, or 24 flutes. The square hole in the center of the plate fits closely on the square end *Q* of the plug *R*, which carries the index plate and turns in the hole *S* in the traveler block as the column is turned. It may be made to work easily by waxing it. The spur center *M* of the plug and the spurs *T* on the face of the plate should be made of heavy screws turned in, and the center spur *M* must be filed to a sharp point and the spurs *T* filed somewhat like an awl point.

The metal washer at *Y* will permit the index plate to turn easily by reducing friction, which causes the plate to jump when it is moved forward for the next cut. The back of the index plate, the face of the traveler block and the washer may also be waxed to reduce friction. When the column is set in place between the screw center *G* and the plate center *M*, it and the plate may be turned by hand.

The piece *U* may be screwed on the side of the traveler flush with the face, and scored at a point that coincides horizontally with the center of the plug *M*. The scores *O* in the edge of the index plate and the scores *V* in the piece *U* should be made with the same saw to insure a uniform width to receive the feather *W*, which acts as a lock to hold the plate rigidly while the knives are cutting. The feather *W* should be filed slightly wedge-shaped to fit the scores closely. By turning the index plate *N* until a score in its edge coincides with score *V* and inserting the feather *W*, the column will be held firmly while the shaper is doing its work. When the flutes in the column are cut, they will be as accurately placed as are the scores on the edge of the index plate, and any inac-



How the work is mounted on the machine and in the index head for fluting

curacy in the plate scores will be increased or decreased as the column is larger or smaller than the index plate.

The bottom of the tenon of the traveler *V* should be saw-kerfed as at *X*, and these filled lengthwise with a tongue, glued to prevent the wood from pulling out by the draw of the pins *L*. The holes in the tenon to receive the pins *L* should be bored slightly higher than the holes in the base, to draw the shoulder of the traveler into close contact with the top of the index.—CHARLES A. KING.

# These Are The Hours That Count



**M**OST of your time is mortgaged to work, meals and sleep. But the hours after supper are *yours*, and your whole future depends on how you spend them. You can fritter them away on profitless pleasure, or you can make those hours bring you position, money, power, *real success* in life.

In these days, when men are being called to the colors from office, store, shop and factory, important places must be filled quickly and the boss wants trained men to fill them. You men of middle age, you who are too young, you who for one reason or another cannot go, this is *your* chance to serve your employer and your country and at the same time win promotion and a salary that will mean more comforts and happiness for those dependent on you.

There's a big job waiting for *you*—in your present work, or any line you choose. Get ready for it! You can do it without losing a minute from work, or a wink of sleep, without hurrying a single meal, and with plenty of time left for recreation. You can do it in one hour after supper each night, right at home, through the International Correspondence Schools.

## Yes—You Can Win Success in an Hour a Day

Hundreds of thousands have proved it. The designer of the Packard "Twin-Six" and hundreds of other Engineers climbed to success through I. C. S. help. The builder of the great Equitable Building, and hundreds of Architects and Contractors won their way to the top through I. C. S. spare-time study. Many of this country's foremost Advertising and Sales Managers prepared for their present positions in spare hours under I. C. S. instruction.

For 27 years men in offices, stores, shops, factories, mines, railroads, in the Army and Navy—in every line of technical and commercial work—have been winning promotion and increased salaries through the I. C. S. Over 100,000 men are getting ready *right now* in the I. C. S. way for the bigger jobs ahead.

### Your Chance Is Here!

No matter where you live, the I. C. S. will come to *you*. No matter what your handicaps, or how small your means, we have a plan to meet your circumstances. No matter how limited your previous education, the simply written, wonderfully illustrated I. C. S. textbooks make it easy to learn. No matter what career you may choose, some one of the 280 I. C. S. Courses will surely suit your needs.

### Make Your Start Now!

When everything has been made easy for you—when one hour a day spent with the I. C. S. in the quiet of your own home will bring you a bigger income, more comforts, more pleasures, all that success means—can you afford to let another single priceless hour of spare time go to waste? Make your start right now! This is all we ask: Without cost, without obligating yourself in any way, put it up to us to prove how we can help you. Just mark and mail this coupon.

TEAR OUT HERE

### INTERNATIONAL CORRESPONDENCE SCHOOLS BOX 7619, SCRANTON, PA.

Explain, without obligating me, how I can qualify for the position, or in the subject, before which I mark X.

- |  |   |   |
|--|---|---|
| <input type="checkbox"/> ADVERTISING                 | <input type="checkbox"/> ELECTRICAL ENGINEER        | <input type="checkbox"/> MECHANICAL ENGINEER                                |
| <input type="checkbox"/> SALESMANSHIP                | <input type="checkbox"/> Electrician                | <input type="checkbox"/> Mechanical Draftsman                               |
| <input type="checkbox"/> Traffic Management          | <input type="checkbox"/> Electric Wiring            | <input type="checkbox"/> Machine Designer                                   |
| <input type="checkbox"/> BUSINESS (Complete)         | <input type="checkbox"/> Electric Lighting          | <input type="checkbox"/> Machine Shop Practice                              |
| <input type="checkbox"/> Commercial Law              | <input type="checkbox"/> Electric Car Running       | <input type="checkbox"/> Boilermaker or Designer                            |
| <input type="checkbox"/> Certified Public Accountant | <input type="checkbox"/> Heavy Electric Traction    | <input type="checkbox"/> Patternmaker                                       |
| <input type="checkbox"/> Higher Accounting           | <input type="checkbox"/> Electrical Draftsman       | <input type="checkbox"/> Toolmaker  |
| <input type="checkbox"/> Railway Accountant          | <input type="checkbox"/> Electric Machine Designer  | <input type="checkbox"/> Foundry Work                                       |
| <input type="checkbox"/> BOOKKEEPER                  | <input type="checkbox"/> Telegraph Engineer         | <input type="checkbox"/> Blacksmith   |
| <input type="checkbox"/> Stenographer and Typist     | <input type="checkbox"/> Telephone Work             | <input type="checkbox"/> Sheet Metal Worker                                 |
| <input type="checkbox"/> Good English                | <input type="checkbox"/> ARCHITECT                  | <input type="checkbox"/> STEAM ENGINEER                                     |
| <input type="checkbox"/> Window Trimmer              | <input type="checkbox"/> Architectural Draftsman    | <input type="checkbox"/> Stationary Fireman                                 |
| <input type="checkbox"/> Show-Card Writer            | <input type="checkbox"/> Contractor and Builder     | <input type="checkbox"/> MARINE ENGINEER                                    |
| <input type="checkbox"/> Sign Painter                | <input type="checkbox"/> Building Foreman           | <input type="checkbox"/> GAS ENGINE OPERATING                               |
| <input type="checkbox"/> CIVIL SERVICE               | <input type="checkbox"/> Carpenter                  | <input type="checkbox"/> Refrigeration Engineer                             |
| <input type="checkbox"/> Railway Mail Clerk          | <input type="checkbox"/> Concrete Builder           | <input type="checkbox"/> CIVIL ENGINEER                                     |
| <input type="checkbox"/> Mail Carrier                | <input type="checkbox"/> PLUMBER & STEAM FITTER     | <input type="checkbox"/> Surveying and Mapping                              |
| <input type="checkbox"/> CARTOONIST                  | <input type="checkbox"/> Heating & Ventilation      | <input type="checkbox"/> R. R. Constructing                                 |
| <input type="checkbox"/> Illustrator                 | <input type="checkbox"/> Plumbing Inspector         | <input type="checkbox"/> Bridge Engineer                                    |
| <input type="checkbox"/> Perspective Drawing         | <input type="checkbox"/> Foreman Plumber            | <input type="checkbox"/> SHIP DRAFTSMAN                                     |
| <input type="checkbox"/> Carpet Designer             | <input type="checkbox"/> CHEMIST                    | <input type="checkbox"/> Structural Draftsman                               |
| <input type="checkbox"/> Wallpaper Designer          | <input type="checkbox"/> Analytical Chemist         | <input type="checkbox"/> Structural Engineer                                |
| <input type="checkbox"/> Bookcover Designer          | <input type="checkbox"/> MINE FOREMAN/ENGINEER      | <input type="checkbox"/> Municipal Engineer                                 |
| <input type="checkbox"/> TEACHER                     | <input type="checkbox"/> Coal Mining                | <input type="checkbox"/> NAVIGATION   |
| <input type="checkbox"/> Common School Subjects      | <input type="checkbox"/> Metal Mining               | <input type="checkbox"/> Motor Boat Runn'g <input type="checkbox"/> Spanish |
| <input type="checkbox"/> High School Subjects        | <input type="checkbox"/> Metallurgist or Prospector | <input type="checkbox"/> AGRICULTURE <input type="checkbox"/> French        |
| <input type="checkbox"/> Mathematics                 | <input type="checkbox"/> Assayer                    | <input type="checkbox"/> Fruit Growing <input type="checkbox"/> Italian     |
| <input type="checkbox"/> AUTOMOBILE OPERATING        | <input type="checkbox"/> TEXTILE/OVERSEER/SUPT.     | <input type="checkbox"/> Vegetable Growing                                  |
| <input type="checkbox"/> Automobile Repairing        | <input type="checkbox"/> Cotton Manufacturing       | <input type="checkbox"/> Live Stock & Dairying                              |
| <input type="checkbox"/> Auto. Electrical Work       | <input type="checkbox"/> Woolen Manufacturing       | <input type="checkbox"/> POULTRY RAISER                                     |

Name \_\_\_\_\_

Occupation and Employer \_\_\_\_\_

Street and No. \_\_\_\_\_

City \_\_\_\_\_ State \_\_\_\_\_

# Starrett

your  
guarantee  
of accuracy

For 38 years—since 1880—Starrett Precision Tools have been building their reputation as the leaders among fine measuring instruments.

This reputation could never have been attained had they not always been found to be accurate by skilled mechanics. All Starrett Tools—micrometers, vernier calipers, dividers, gages, levels, squares, etc., enjoy this distinctive reputation.

When looking for "accurate" measuring instruments—look for the name "Starrett"—the words are synonymous.

Write for  
Catalog  
No. 21-W

It shows many styles and sizes of these accurate tools.

**THE L. S. STARRETT COMPANY**

The World's Greatest Toolmakers  
Athol, Mass.

42-833



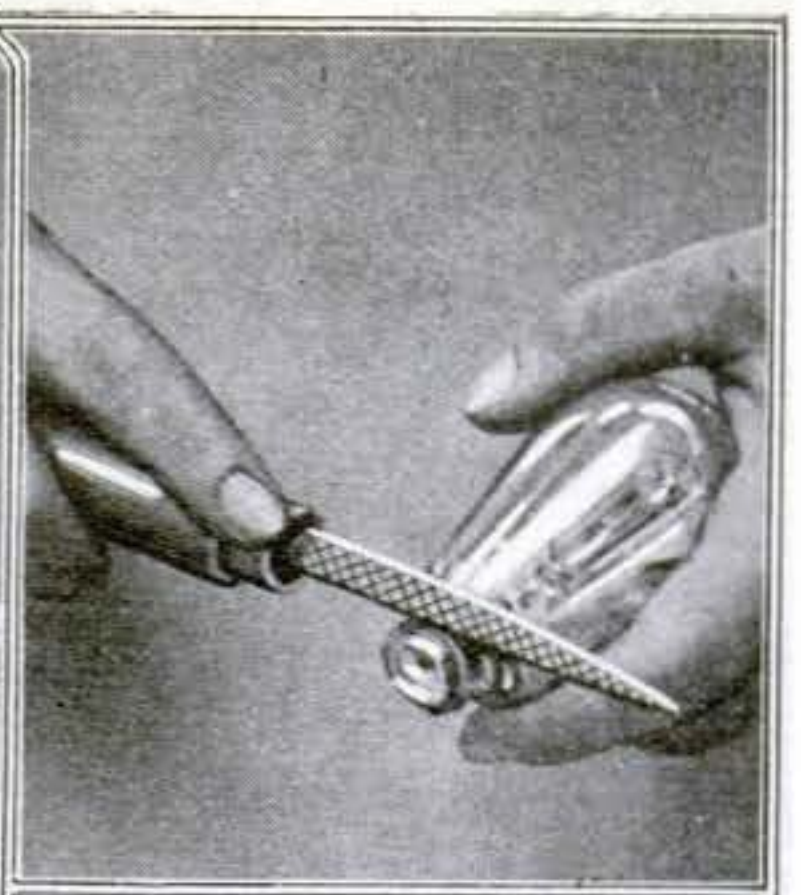
The L. S. Starrett Co.  
ATHOL, MASS., U.S.A.



Removing the metal base from the globe without breaking the glass



An attractive vase filled with flowers




Filing through the crown holding the glass rod and its filaments

### Making Vases Out of Electric Light Bulbs

**V**ASES that are both decorative and useful may be made from burned-out electric-light bulbs. Take a burned-out bulb and hold the metal part of it in a flame. After a few moments turn the metal screw cap with pliers until it comes off. Then break the wires holding the two parts together. File through the top crown holding the glass rod and its filaments. Then break off the crown and take out the rod.

Make a stand for the bulb out of brass or iron strips 1-16 in. thick and 1-4 in. wide. This can be done by bending the strips into any desired shape, such as the one shown here, with a pair of flat-nosed pliers.—E. BADE.



A mounting made of metal strips

ing the sponge or dough at the proper temperature lessens the time required for the substance to rise.

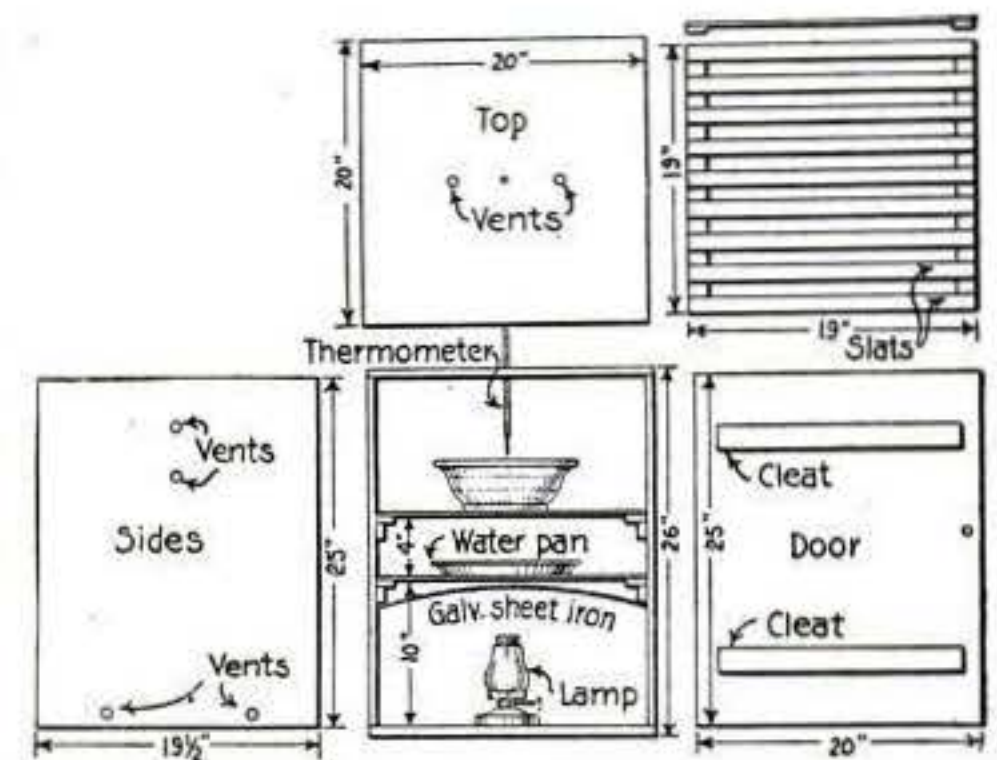

Such a box can be made from a dry goods packing-box. A convenient size is 20 in. square and 26 in. high. About 10 in. from the bottom of the box is placed a shelf made of slats and strips of wood on cleats fastened to the sides of the box. A second shelf is placed 4 in. above the lower one. The shelves can be removed when cleaning the box. Below the lower shelf a sheet of galvanized iron slightly wider than the shelf is inserted. It is curved in order to make it slip in and stay securely. This prevents scorching of the lower shelf when a lamp is placed below, and it also helps to distribute the heat evenly. The door is hinged, and fastened with a thumb-latch or a hook and staple.

A number of small holes are bored in the lower and upper parts of the sides and in the top of the box to promote the circulation of air. A cork, which has been bored through the center to admit a straight thermometer, is inserted in one of the holes in the top of the box. A Fahrenheit chemical thermometer that registers as high as 100 deg. can be used.

To avoid danger of fire, the box

### How to Construct a Sponge-Box or Bread-Raiser

**A** SPONGE-BOX or bread-raiser is a temperature equalizer for the housekeeper who finds the fluctuating heat and cold waves an aggravating circumstance in making bread. Hold-



The interior of the bread-raiser, showing the location of the shelves and the lamp, also the working plans with details for making the box at home

should be lined with asbestos or tin when a kerosene lamp is used for heating the box. If an electric light is used, the lining is unnecessary. A 16 c.p. light will heat the box amply. A small and inexpensive night lamp is placed in the box, and a shallow pan of water is placed on the lower shelf, so that the air in the box will be kept moist.

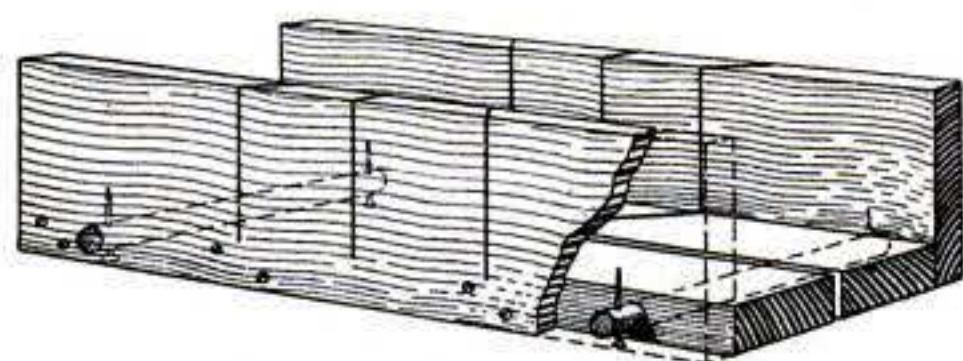
The bowl of sponge or pans of dough are placed on the upper shelf. The temperature of the box should be kept as near 86 deg. as possible when the bread is being made in the quick way. If a sponge is set overnight, the temperature should be kept at 65 to 70 deg. until the dough is made in the morning, after which the temperature may be increased to 86 deg. The temperature in the box may be varied by raising or lowering the flame of the lamp, or by changing the temperature of the water in the shallow pan.

—S. R. WINTERS.

### How to Keep a Miter-Box from Warping

**S**HRINKAGE of the sides of a miter-box does not affect its accuracy, but the shrinkage of the bottom will throw out of line the cuts in the sides, and render the box worthless for accurate work. The illustration shows a simple and infallible means of preventing, or rather counteracting, this shrinkage. It consists, in effect, in splitting the miter-box longitudinally through the bottom and connecting the halves by transverse pins fixed to the box only at the extremities.

In practice this result is accomplished by using two pieces of heavy



A split base with cross-pins to prevent the miter-box from warping

material for the bottom, the combined width of which should be  $\frac{1}{8}$  in. less than the desired width of the box. These pieces should be carefully jointed and squared all around and the side pieces nailed on. Place the halves together on the work-bench, adjust them carefully, and clamp them firmly together. Bore a  $\frac{3}{4}$ - or  $\frac{7}{8}$ -in. hole through the sides and the bottom at each end of the box. Insert a dowel, which should give a very light drive fit, in each hole, and drive a nail through each end of each dowel.

This arrangement holds the sides of the miter-box in the same relative position, and permits any amount of lateral movement of the bottom under changing atmospheric conditions.

If good material is used for the bottom and a good job done, it will pay to go farther by screwing the sides on instead of nailing them, thus making them easily removable when they become worn.—HENRY SIMON.

## When the Blueprint Calls for Close Limits

—the best tool made is none too good for the mechanic who values his reputation. Men whose every act of a working day is dedicated to precision find in

# BROWN & SHARPE

## MACHINISTS' TOOLS

the accuracy and dependability required to match their skill.

The final proof of the reliability of these world-endorsed tools is attested by three generations of skilled mechanics.

Write Today for Catalog No. 27

Besides listing our complete line of tools, it contains much information of value to the machinist.

### Brown & Sharpe Mfg. Co.

PROVIDENCE, R. I., U. S. A.

## ASBESTOS

We are miners and shippers of Crude Asbestos in any quantity. We produce all grades at our world famous **BELL ASBESTOS MINES**, in Canada. We also card fibres, spin yarns, weave cloths, and make all sorts of Asbestos products.

For anything you want in Asbestos, turn to

**KEASBEY & MATTISON COMPANY**  
Dept. S-4, AMBLER, PENNA., U. S. A.

Owners of the world's largest Asbestos Mines.

## Bailey Iron Planes

"Bailey" Iron Planes have been in use for nearly fifty years, and are the recognized standard for Planes of this type.

While retaining all the original features, many valuable improvements in construction have been added from time to time. Only the finest materials and the best workmanship are used in their manufacture.

Always insist that your order be filled with Planes made by THE STANLEY RULE & LEVEL CO., which carry with them a GUARANTEE backed by a Company that has been manufacturing Carpenters' and Mechanics' tools for over half a century.

For Sale by all Hardware Dealers

**STANLEY RULE & LEVEL CO**  
NEW BRITAIN, CONN. U.S.A.

**ELECTRICITY MADE SIMPLE** A book devoid of plain and understandable. \$1.00 Postpaid. technicalities. Simple, Popular Science Monthly, 225 W. 39th St., New York

## GET A WITTE

### "KERO-OIL" ENGINE

Have More Power—**MONEY BACK**  
Do your work easier—Get a better engine  
—At less cost—Make more money—Save more fuel—Immediate

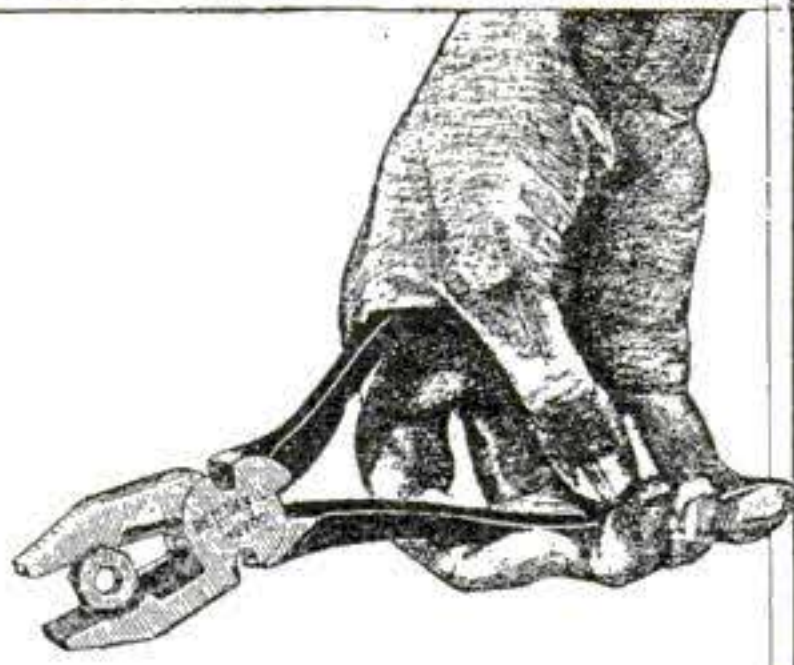
Shipment Direct from Factory—No long waiting—Five-Year Guarantee Deal Direct—Hundreds of Engines —2 to 30 H.P.—all styles—Ready to Ship—Suit yourself as to terms—Cash—or Payments—or

**NO MONEY** if arranged for. Write for my latest book, (copyrighted) "How to Judge Engines"—tells you all about engines and fuels, and why I can sell a better engine at wholesale factory price. I ship everywhere in the U.S.—guarantee safe delivery—save you \$15 to \$200. I can ship big engines—or small engines—on wire orders. Write me today—ED. H. WITTE, Pres.

## WITTE ENGINE WORKS

2224 Oakland Ave., Kansas City, Mo.  
2224 Empire Bldg., Pittsburgh, Pa.

Largest Exclusive Engine Manufacturer in the World Selling Direct to the User.



## They Give You Fingers of Steel

Look at your hand.

It is the most wonderful grasping instrument ever known. Human ingenuity has never produced anything that can compare with it in versatility—in the ability to grasp everything. But what the hand gains in versatility is at the expense of strength; even Nature could not make it capable of grasping with the utmost firmness. You cannot always grip hard enough with the hand alone.

## Red Devil REG. U. S. PAT. OFF. PLIERS

add strength to the grasp of your fingers. Their sturdy jaws cling, holding where the bare hand slips. Their handles, fitting the hollow of your hand, give you leverage. Where your fingers of flesh will not serve, Red Devil Pliers are your fingers of steel.

A pair of "Red Devils" will save you many a minute—many a bruised finger. With them you can do scores of things around the house which would otherwise remain undone, things you thought you *couldn't* do.

*There are over 100 styles of Red Devil Pliers—ask your hardware dealer to show you YOUR fingers of steel.*

**Smith & Hemenway Co., Inc.**

Sales and Export Office:

263 Broadway, New York, N. Y.

Factories: Irvington, N. J.

"Red Devil" is the Expert Mechanic's guide to known quality in Pliers, Electricians' Tools, Glass Cutters, Hack Saw Frames and Blades, Auger Bits, Chain Drills, and Other Hand Tools.

## A Simple Type of Home-Made Magnetograph

IT is known that there are continuous changes in the direction and strength of the earth's magnetic field, such variations being at times so marked as to merit the title of "magnetic storms." The origin of the

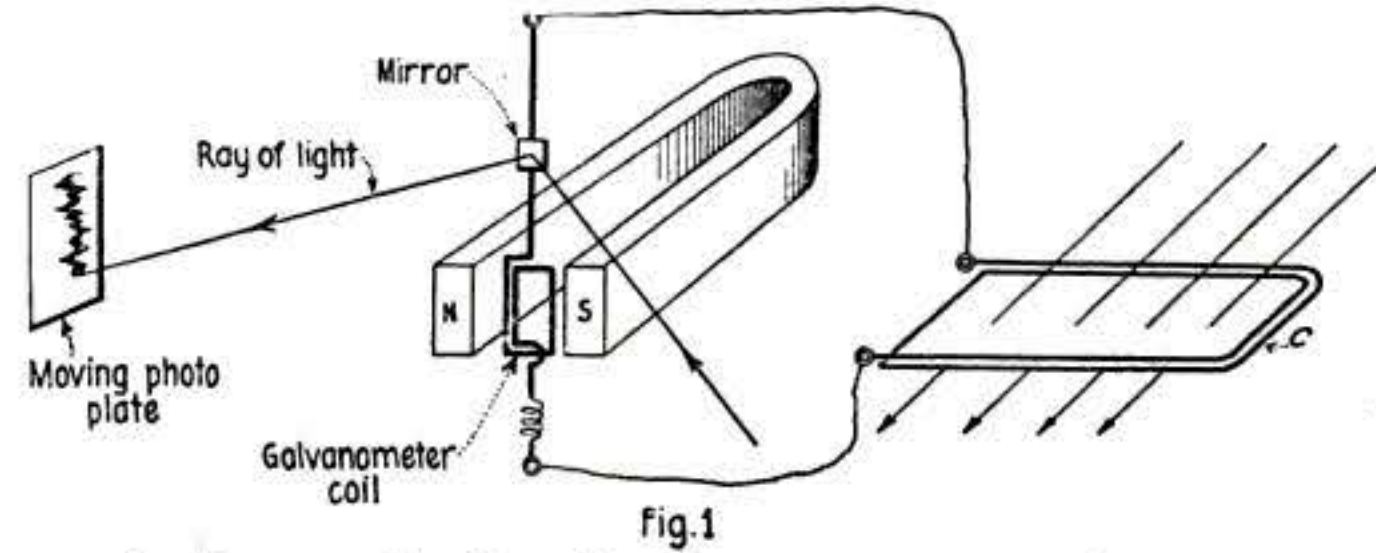


Fig. 1  
A diagram showing the way a magnetograph records the strength and direction of the earth's magnetic field

variations noted at any observation station may be remote or purely local. They may arise from solar disturbances, volcanic eruptions, or even from local climatic conditions, such as cloud shadows or showers or wind gusts, as recently shown by Nipher.

For many years progressive governments have maintained magnetic stations. The observations at these stations are made by suspended magnets bearing small mirrors, which make continuous records of their ever-changing angular positions by the reflections of the beam of light on a moving sensitized photographic film. The path of the wandering spot of light on the film is permanently revealed by the subsequent developing and fixing process.

More than thirty years ago another method of registration of magnetic disturbances was put into limited practice. This was the registration of the deflections of a sensitive electrical current indicator (a galvanometer) connected to a simple coil of wire (Fig. 1). Variation in the number of lines of force of the earth's

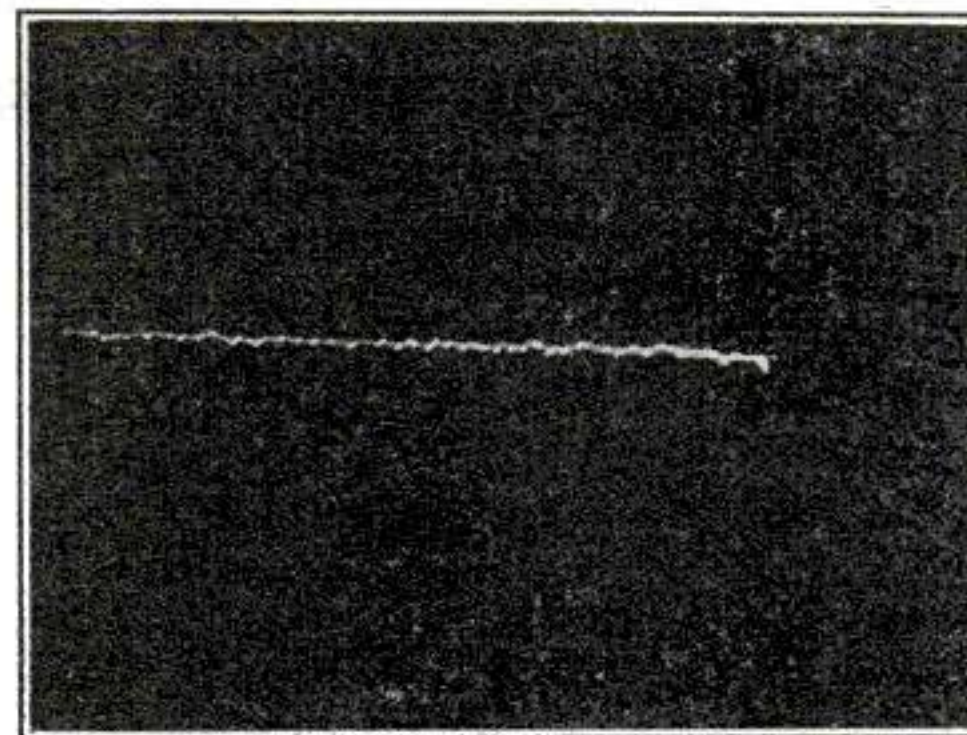


Fig. 2. A record made with the coil lying flat on a horizontal plane

magnetic field which pass through the coil C produces a current through the galvanometer coil proportionate to the time rate of that variation. Hanging between the poles of a steel magnet, N-S, the galvanometer coil deflects in proportion to the magnitude of the induced current traversing it.

Some of the lately developed types of low-resistance, high-sensitivity galvanometers yield extraordinarily fine

magnetograms. In Figs. 2 and 3 are shown two records recently taken at Washington University, using an American-made galvanometer in connection with a circular coil 1 ft. in diameter and containing 800 turns of wire. A narrow beam of light from a 100-watt mazda lamp was reflected from the galvanometer mirror to a photographic plate undergoing a steady lateral shift of 1 in. in ten seconds.

In Fig. 2 is shown a record with the coil C laid flat upon a horizontal table-top, and Fig. 3 shows the record with the coil standing on edge, with its plane approximately north and south—a position in which the coil embraces comparatively few of the lines of the earth's magnetic field.

The more violent disturbances indicated in the records are due to the proximity of an electric car line 600

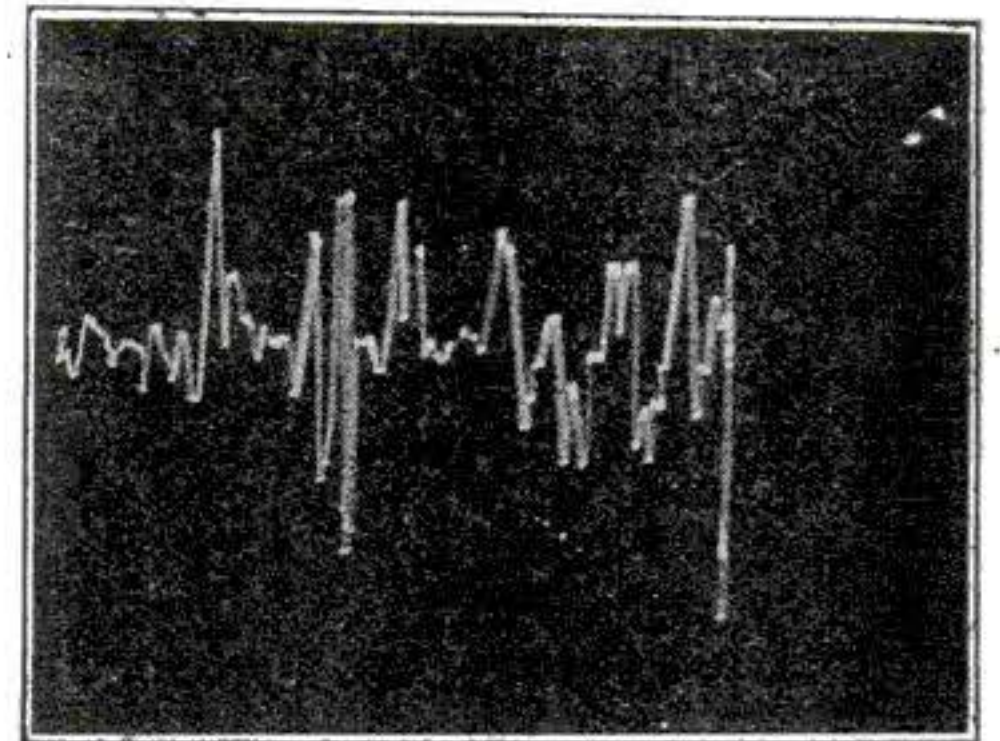


Fig. 3. This record was made with the coil on edge pointing north and south

ft. distant. Certain U. S. magnetic survey records show undoubted disturbances arising from an electric car line at a distance of thirteen miles from the observing station.

It has been suggested that a coil such as the one shown in C, Fig. 1, could be laid upon a harbor bottom, in connection with a shore galvanometer, would indicate magnetic disturbances arising from the steel hull of a passing submarine. But, considering the ever-present normal fluctuations, grave doubt may arise as to the efficacy of such a device.—LINDLEY PYLE.

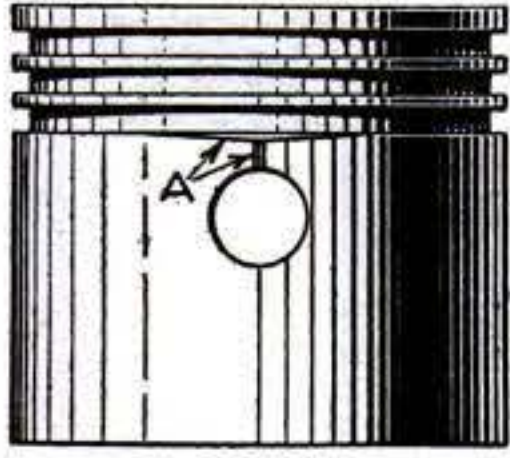
## How to Put Packing in an Automobile Pump

IN packing the circulating pump of an automobile the following method will improve the work. Determine in what direction the shaft runs; then, when winding the strand of packing, wind it in a direction by which the friction of the shaft will tighten up the spiral rather than loosen it, so that the packing will be in a slight measure self-tightening—the reason being the same as for the use of right- and left-hand threads on the parts that revolve and are subject to friction against stationary members. A pump so packed will give very little trouble.



### Oiling the Piston Pin on Automobile Engines

IN recent years pistons have undergone a marked revolution. With the development of the extremely high-speed motor the weight of the pistons was reduced to a minimum. In many cases these light-weight pistons have given trouble, and usually it is because of the lack of care in perfecting the design.



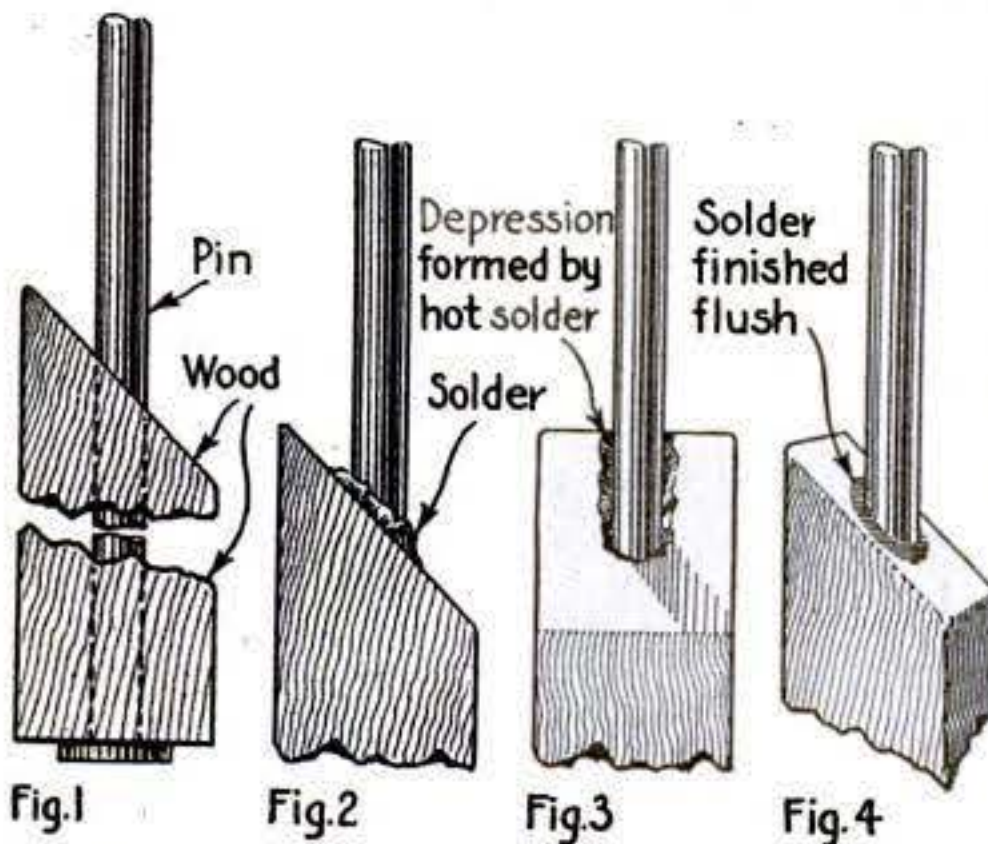
A groove cut connecting pin with ring slot

In one case a well known car with aluminum pistons developed a knock after only a few hundred miles of service. The cause proved to be a loose piston pin, and the matter was remedied by removing the piston and fitting a slightly larger pin. But soon the trouble showed in another cylinder. This time all the pistons were altered as shown in the illustration, and no further trouble was experienced.

The lower piston ring was removed, and the upper corner of the lower side of the groove was filed at an angle of 45 deg. for a short distance on each side of the pin, as at A; then a small groove was cut connecting this to the pin bearing. The groove below the ring was cut to catch the oil, and it was then drained to the pin bearing, which evidently had not previously received sufficient oil.—S. E. GIBBS.

### Use Solder to Secure an Iron Pin in Wood

I HAVE found that solder is the quickest thing with which to fasten a long pin in a section of hard wood (Fig. 1), glue requiring too much time to set and also preventing subsequent removal. After tinning the pin I ran plenty of solder around it (Fig. 2) just where it emerged from the wood. The



The different stages in making a connection of a metal pin in wood

hot solder produced a helpful groove in the wood (Fig. 3) into which the solder was forced when cold. I then filed the solder flush (Fig. 4). By this method the pin held firmly, and at the same time could be easily removed when necessary.—JAMES M. KANE.



*The Saw most  
Carpenters use*

Polished steel gives no hint of its quality—no one can judge the quality of a tool by its appearance.

That is why carpenters buy tools by name. They have learned from experience which tools give the best and longest service.

The Disston Saw is the saw most carpenters use.

“Disston-Saw” is one word to the carpenter. He learned his trade with a Disston. His boss used one before him. “Disston-Saw” means to the carpenter everything that is needed for best work and long life.

To be sure of a good saw, buy the way the carpenter does—buy it by name—“Disston.”

The many details of construction, resulting from more than three-quarters of a century of experience, are all summed up for the practical man in this one fact—Disston Saws do the work quickly, easily and right.

*Disston Saws and Tools are sold by hardware dealers the world over*

**HENRY DISSTON & SONS, Inc.**  
PHILADELPHIA, U. S. A.

Canadian Works: Toronto, Canada

**DISSTON**  
**SAWS AND TOOLS**



## Outwit Old Man Winter

**D**ECIDE now to protect your car during the coming winter with Johnson's Freeze-Proof. Purchase your supply early from your dealer and read and follow the directions carefully. A little time spent now in cleaning the radiator and putting on new hose connections will save you unlimited time, trouble, worry and expense during the winter months.

## JOHNSON'S

# FREEZE-PROOF

is the logical anti-freeze preparation. It is inexpensive—does not evaporate—is non-inflammable—easy to use—and guaranteed. One application will last all winter unless the solution is lost through the overflow pipe or leakage.

Truck and fleet owners will find Johnson's Freeze-Proof a great time and money saver. Your trucks will always be on the job and in the coldest weather it will be "Business as Usual" for you.

Farmers will find Johnson's Freeze-Proof a utility product—for automobiles—tractors—gas engines—trucks—and electro lighting and heating plants.

**S. C. JOHNSON & SON,**



The present high price of alcohol—its low boiling point—quick evaporation and inflammability make it impractical. Use Johnson's Freeze-Proof, then forget there is such a thing as a frozen radiator.

One package will protect a Ford to 5° below zero and two packages will protect it to 50° below zero. See scale on package.

**Racine, Wis., U. S. A.**



All the Year 'Round

# INDOORS and OUTDOORS



Ease the throat with—

# LUDEN'S MENTHOL COUGH DROPS

The many uses for Luden's have won year 'round popularity. Luden's quickly relieve huskiness, throat tickle, dryness and similar irritations. No matter who you are or what you do, you'll find Luden's helpful and handy.



Look for the familiar Luden yellow package



Made by WM. H. LUDEN in Reading, Pa. Since 1881

# GIVE QUICK RELIEF



# COLGATE'S

## "HANDY GRIP" PATENTED 1917

# SHAVING STICK

### \* Mr. Jones writes a letter

—and his communication is interesting to every man who shaves himself—and wishes comfort in so doing.



"My children chanced to give me a stick of your shaving soap," says Mr. Jones. If you do not have one given you—give yourself a "Handy Grip."



"In the directions was an admonition not to rub . . . I thought this extremely silly," says Mr. Jones. But he tried it and found the truth of the original Colgate phrase used since 1897—"needs no mussy rubbing in with the fingers."

"I am, from now on, a firm champion of Colgate's Shaving Stick. It beats anything I have ever used," says Mr. Jones. You will reach the same conclusion after you have tried Colgate's "Handy Grip."



Colgate & Co., New York, April 6, 1918.  
New York City.

Gentlemen:

Some months ago my children chanced to give me a stick of your shaving soap, and I am writing to you to tell you what a delight shaving now is with it, instead of the nightmare I formerly experienced whenever I shaved. The lather is wonderful, smooth as velvet, leaves the skin without any irritation, and in short, your shaving stick is ideal for the purpose.

In the directions that came with the shaving stick was an admonition not to rub the beard with the hand after applying the lather. I thought this extremely silly, but on trying it I found that your experts had solved another important element in successful shaving and I shall never again do anything but follow the advice given. The brush, applying the lather with the proper degree of moisture in it, is sufficient. The new method is vastly superior to the old.

I am, from now on, a firm champion of Colgate's Shaving Stick. It beats anything I have ever used, and I've been shaving myself for 35 years.

None of your agents have solicited this testimonial from me but I send it merely as a deserved recognition of the makers of the best shaving soap in the world.

Very truly yours,  
(Signed) EDWIN J. JONES\*

*\*Mr. Jones is Associate Editor of The Financial World*

THE "HANDY GRIP" is the thrifty Shaving Stick. It saves you 50 shaves below the "Waste Line," and more: you can buy a Refill Stick for the original metal Grip.

#### A DOUBLE ECONOMY WITH COLGATE'S



—for you can unscrew the last half-inch of soap from the Grip (enough for 50 shaves)—



and press it when wet to a new Stick. It adheres, to be all used—no waste.



And the Refill Stick, costing less than the complete Grip, screws in and fits the Grip.

